CONF ALL

AIRBUS

2, ROND POINT EMILE DEWOITINE

31700 BLAGNAC

FRANCE

The content of this document is the property of Airbus. All rights including copyrights are reserved.

It is supplied in confidence and commercial security on its contents must be maintained.

It must not be used for any purpose other than that for which it is supplied, nor may information contained in it be disclosed to unauthorized persons.

It must not be reproduced in whole or in part without permission in writing from the owners of the copyright. Requests for reproduction of any data in this document and the media authorized for it must be addressed to Airbus.

MANDATORY MANDATORY MANDATORY

ATA SYSTEM: 52

TITLE: DOORS - PASSENGER/CREW - OPTIMIZE DOOR EMERGENCY OPENING ACTUATORS TO AVOID OIL LEAKAGE

MODIFICATION No.:

CONF 001 002 004-006 008-012 017 019 025 026
111632L39182
CONF 001 002 004-010 012 013 016 017 019 025 026
111631L39181
CONF 001-003 005 007 010-014 019 025 026
111635L39175
CONF 001-003 005-008 010-014 017 020-023 025 026
111630L39180
CONF 001-003 006 008 010-014 019 021 024-026
111633L39176
CONF 001 003-008 010-013 015 016 018 019 021-025
111638L39178
CONF 001-005 007 008 011-013 017 019 025 026
111637L39177
CONF 001-008 011 013-017 019 021 022 025 026
111634L39179

ATA SYSTEM: 52

TITLE: DOORS - PASSENGER/CREW - OPTIMIZE DOOR EMERGENCY OPENING ACTUATORS TO AVOID OIL LEAKAGE

CONF ALL

SUMMARY

This summary is for information only and is not approved for modification of the aircraft.

A. MODIFICATIONS

CONF 001

MODIFICATION CLASSIFICATION					
MAJOR	None				
MINOR	111630L39180	111631L39181	111632L39182	111633L39176	111634L39179
	111635L39175	111637L39177	111638L39178		

NOTE: As per EASA IR 21, a minor change is one that has no appreciable effect on the mass, balance, structural strength, reliability, operational characteristics affecting the airworthiness of the product. All other changes are major changes.

NOTE: This modification is related to an airworthiness issue and has been re-classified and confirmed by EASA as minor in accordance with EU Part 21.A.91. As such, this is handled by Airbus under the Design Organisation Approval ref. EASA.21J.031.

CONF 002

MODIFICATION CLASSIFICATION					
MAJOR	None				
MINOR	111630L39180	111631L39181	111632L39182	111633L39176	111634L39179
	111635L39175	111637L39177			

NOTE: As per EASA IR 21, a minor change is one that has no appreciable effect on the mass, balance, structural strength, reliability, operational characteristics affecting the airworthiness of the product. All other changes are major changes.

NOTE: This modification is related to an airworthiness issue and has been re-classified and confirmed by EASA as minor in accordance with EU Part 21.A.91. As such, this is handled by Airbus under the Design Organisation Approval ref. EASA.21J.031.

CONF 003

MODIFICATION CLASSIFICATION					
MAJOR	None				
MINOR	111630L39180	111633L39176	111634L39179	111635L39175	111637L39177
	111638L39178				

NOTE: As per EASA IR 21, a minor change is one that has no appreciable effect on the mass, balance, structural strength, reliability, operational characteristics affecting the airworthiness of the product. All other changes are major changes.

NOTE: This modification is related to an airworthiness issue and has been re-classified and confirmed by EASA as minor in accordance with EU Part 21.A.91. As such, this is handled by Airbus under the Design Organisation Approval ref. EASA.21J.031.

CONF 004

MODIFICATION CLASSIFICATION					
MAJOR	None				
MINOR	111631L39181	111632L39182	111634L39179	111637L39177	111638L39178

NOTE: As per EASA IR 21, a minor change is one that has no appreciable effect on the mass, balance, structural strength, reliability, operational characteristics affecting the airworthiness of the product. All other changes are major changes.

NOTE: This modification is related to an airworthiness issue and has been re-classified and confirmed by EASA as minor in accordance with EU Part 21.A.91. As such, this is handled by Airbus under the Design Organisation Approval ref. EASA.21J.031.

CONF 005

MODIFICATION CLASSIFICATION					
MAJOR	None				
MINOR	111630L39180	111631L39181	111632L39182	111634L39179	111635L39175
	111637L39177	111638L39178			

NOTE: As per EASA IR 21, a minor change is one that has no appreciable effect on the mass, balance, structural strength, reliability, operational characteristics affecting the airworthiness of the product. All other changes are major changes.

NOTE: This modification is related to an airworthiness issue and has been re-classified and confirmed by EASA as minor in accordance with EU Part 21.A.91. As such, this is handled by Airbus under the Design Organisation Approval ref. EASA.21J.031.

CONF 006

MODIFICATION CLASSIFICATION					
MAJOR	None				
MINOR	111630L39180	111631L39181	111632L39182	111633L39176	111634L39179
	111638L39178				

NOTE: As per EASA IR 21, a minor change is one that has no appreciable effect on the mass, balance, structural strength, reliability, operational characteristics affecting the airworthiness of the product. All other changes are major changes.

NOTE: This modification is related to an airworthiness issue and has been re-classified and confirmed by EASA as minor in accordance with EU Part 21.A.91. As such, this is handled by Airbus under the Design Organisation Approval ref. EASA.21J.031.

CONF 007

MODIFICATION CLASSIFICATION					
MAJOR	None				
MINOR	111630L39180	111631L39181	111634L39179	111635L39175	111637L39177
	111638L39178				

NOTE: As per EASA IR 21, a minor change is one that has no appreciable effect on the mass, balance, structural strength, reliability, operational characteristics affecting the airworthiness of the product. All other changes are major changes.

NOTE: This modification is related to an airworthiness issue and has been re-classified and confirmed by EASA as minor in accordance with EU Part 21.A.91. As such, this is handled by Airbus under the Design Organisation Approval ref. EASA.21J.031.

CONF 008

MODIFICATION CLASSIFICATION					
MAJOR	None				
MINOR	111630L39180	111631L39181	111632L39182	111633L39176	111634L39179
	111637L39177	111638L39178			

NOTE: As per EASA IR 21, a minor change is one that has no appreciable effect on the mass, balance, structural strength, reliability, operational characteristics affecting the airworthiness of the product. All other changes are major changes.

NOTE: This modification is related to an airworthiness issue and has been re-classified and confirmed by EASA as minor in accordance with EU Part 21.A.91. As such, this is handled by Airbus under the Design Organisation Approval ref. EASA.21J.031.

CONF 009

MODIFICATION CLASSIFICATION		
MAJOR	None	
MINOR	111631L39181	111632L39182

NOTE: As per EASA IR 21, a minor change is one that has no appreciable effect on the mass, balance, structural strength, reliability, operational characteristics affecting the airworthiness of the product. All other changes are major changes.

NOTE: This modification is related to an airworthiness issue and has been re-classified and confirmed by EASA as minor in accordance with EU Part 21.A.91. As such, this is handled by Airbus under the Design Organisation Approval ref. EASA.21J.031.

CONF 010

MODIFICATION CLASSIFICATION					
MAJOR	None				
MINOR	111630L39180	111631L39181	111632L39182	111633L39176	111635L39175
	111638L39178				

NOTE: As per EASA IR 21, a minor change is one that has no appreciable effect on the mass, balance, structural strength, reliability, operational characteristics affecting the airworthiness of the product. All other changes are major changes.

NOTE: This modification is related to an airworthiness issue and has been re-classified and confirmed by EASA as minor in accordance with EU Part 21.A.91. As such, this is handled by Airbus under the Design Organisation Approval ref. EASA.21J.031.

CONF 011

MODIFICATION CLASSIFICATION					
MAJOR	None				
MINOR	111630L39180	111632L39182	111633L39176	111634L39179	111635L39175
	111637L39177	111638L39178			

NOTE: As per EASA IR 21, a minor change is one that has no appreciable effect on the mass, balance, structural strength, reliability, operational characteristics affecting the airworthiness of the product. All other changes are major changes.

NOTE: This modification is related to an airworthiness issue and has been re-classified and confirmed by EASA as minor in accordance with EU Part 21.A.91. As such, this is handled by Airbus under the Design Organisation Approval ref. EASA.21J.031.

CONF 012

MODIFICATION CLASSIFICATION					
MAJOR	None				
MINOR	111630L39180	111631L39181	111632L39182	111633L39176	111635L39175
	111637L39177	111638L39178			

NOTE: As per EASA IR 21, a minor change is one that has no appreciable effect on the mass, balance, structural strength, reliability, operational characteristics affecting the airworthiness of the product. All other changes are major changes.

NOTE: This modification is related to an airworthiness issue and has been re-classified and confirmed by EASA as minor in accordance with EU Part 21.A.91. As such, this is handled by Airbus under the Design Organisation Approval ref. EASA.21J.031.

CONF 013

MODIFICATION CLASSIFICATION					
MAJOR	None				
MINOR	111630L39180	111631L39181	111633L39176	111634L39179	111635L39175
	111637L39177	111638L39178			

NOTE: As per EASA IR 21, a minor change is one that has no appreciable effect on the mass, balance, structural strength, reliability, operational characteristics affecting the airworthiness of the product. All other changes are major changes.

NOTE: This modification is related to an airworthiness issue and has been re-classified and confirmed by EASA as minor in accordance with EU Part 21.A.91. As such, this is handled by Airbus under the Design Organisation Approval ref. EASA.21J.031.

CONF 014

MODIFICATION CLASSIFICATION				
MAJOR	None			
MINOR	111630L39180	111633L39176	111634L39179	111635L39175

NOTE: As per EASA IR 21, a minor change is one that has no appreciable effect on the mass, balance, structural strength, reliability, operational characteristics affecting the airworthiness of the product. All other changes are major changes.

NOTE: This modification is related to an airworthiness issue and has been re-classified and confirmed by EASA as minor in accordance with EU Part 21.A.91. As such, this is handled by Airbus under the Design Organisation Approval ref. EASA.21J.031.

CONF 015

MODIFICATION CLASSIFICATION		
MAJOR	None	
MINOR	111634L39179	111638L39178

NOTE: As per EASA IR 21, a minor change is one that has no appreciable effect on the mass, balance, structural strength, reliability, operational characteristics affecting the airworthiness of the product. All other changes are major changes.

NOTE: This modification is related to an airworthiness issue and has been re-classified and confirmed by EASA as minor in accordance with EU Part 21.A.91. As such, this is handled by Airbus under the Design Organisation Approval ref. EASA.21J.031.

CONF 016

MODIFICATION CLASSIFICATION			
MAJOR	None		
MINOR	111631L39181	111634L39179	111638L39178

NOTE: As per EASA IR 21, a minor change is one that has no appreciable effect on the mass, balance, structural strength, reliability, operational characteristics affecting the airworthiness of the product. All other changes are major changes.

NOTE: This modification is related to an airworthiness issue and has been re-classified and confirmed by EASA as minor in accordance with EU Part 21.A.91. As such, this is handled by Airbus under the Design Organisation Approval ref. EASA.21J.031.

CONF 017

MODIFICATION CLASSIFICATION					
MAJOR	None				
MINOR	111630L39180	111631L39181	111632L39182	111634L39179	111637L39177

NOTE: As per EASA IR 21, a minor change is one that has no appreciable effect on the mass, balance, structural strength, reliability, operational characteristics affecting the airworthiness of the product. All other changes are major changes.

NOTE: This modification is related to an airworthiness issue and has been re-classified and confirmed by EASA as minor in accordance with EU Part 21.A.91. As such, this is handled by Airbus under the Design Organisation Approval ref. EASA.21J.031.

CONF 018

MODIFICATION CLASSIFICATION	
MAJOR	None
MINOR	111638L39178

NOTE: As per EASA IR 21, a minor change is one that has no appreciable effect on the mass, balance, structural strength, reliability, operational characteristics affecting the airworthiness of the product. All other changes are major changes.

NOTE: This modification is related to an airworthiness issue and has been re-classified and confirmed by EASA as minor in accordance with EU Part 21.A.91. As such, this is handled by Airbus under the Design Organisation Approval ref. EASA.21J.031.

CONF 019

MODIFICATION CLASSIFICATION					
MAJOR	None				
MINOR	111631L39181	111632L39182	111633L39176	111634L39179	111635L39175
	111637L39177	111638L39178			

NOTE: As per EASA IR 21, a minor change is one that has no appreciable effect on the mass, balance, structural strength, reliability, operational characteristics affecting the airworthiness of the product. All other changes are major changes.

NOTE: This modification is related to an airworthiness issue and has been re-classified and confirmed by EASA as minor in accordance with EU Part 21.A.91. As such, this is handled by Airbus under the Design Organisation Approval ref. EASA.21J.031.

CONF 020

MODIFICATION CLASSIFICATION	
MAJOR	None
MINOR	111630L39180

NOTE: As per EASA IR 21, a minor change is one that has no appreciable effect on the mass, balance, structural strength, reliability, operational characteristics affecting the airworthiness of the product. All other changes are major changes.

NOTE: This modification is related to an airworthiness issue and has been re-classified and confirmed by EASA as minor in accordance with EU Part 21.A.91. As such, this is handled by Airbus under the Design Organisation Approval ref. EASA.21J.031.

CONF 021

MODIFICATION CLASSIFICATION				
MAJOR	None			
MINOR	111630L39180	111633L39176	111634L39179	111638L39178

NOTE: As per EASA IR 21, a minor change is one that has no appreciable effect on the mass, balance, structural strength, reliability, operational characteristics affecting the airworthiness of the product. All other changes are major changes.

NOTE: This modification is related to an airworthiness issue and has been re-classified and confirmed by EASA as minor in accordance with EU Part 21.A.91. As such, this is handled by Airbus under the Design Organisation Approval ref. EASA.21J.031.

CONF 022

MODIFICATION CLASSIFICATION			
MAJOR	None		
MINOR	111630L39180	111634L39179	111638L39178

NOTE: As per EASA IR 21, a minor change is one that has no appreciable effect on the mass, balance, structural strength, reliability, operational characteristics affecting the airworthiness of the product. All other changes are major changes.

NOTE: This modification is related to an airworthiness issue and has been re-classified and confirmed by EASA as minor in accordance with EU Part 21.A.91. As such, this is handled by Airbus under the Design Organisation Approval ref. EASA.21J.031.

CONF 023

MODIFICATION CLASSIFICATION		
MAJOR	None	
MINOR	111630L39180	111638L39178

NOTE: As per EASA IR 21, a minor change is one that has no appreciable effect on the mass, balance, structural strength, reliability, operational characteristics affecting the airworthiness of the product. All other changes are major changes.

NOTE: This modification is related to an airworthiness issue and has been re-classified and confirmed by EASA as minor in accordance with EU Part 21.A.91. As such, this is handled by Airbus under the Design Organisation Approval ref. EASA.21J.031.

CONF 024

MODIFICATION CLASSIFICATION		
MAJOR	None	
MINOR	111633L39176	111638L39178

NOTE: As per EASA IR 21, a minor change is one that has no appreciable effect on the mass, balance, structural strength, reliability, operational characteristics affecting the airworthiness of the product. All other changes are major changes.

NOTE: This modification is related to an airworthiness issue and has been re-classified and confirmed by EASA as minor in accordance with EU Part 21.A.91. As such, this is handled by Airbus under the Design Organisation Approval ref. EASA.21J.031.

CONF 025

MODIFICATION CLASSIFICATION					
MAJOR	None				
MINOR	111630L39180	111631L39181	111632L39182	111633L39176	111634L39179
	111635L39175	111637L39177	111638L39178		

NOTE: As per EASA IR 21, a minor change is one that has no appreciable effect on the mass, balance, structural strength, reliability, operational characteristics affecting the airworthiness of the product. All other changes are major changes.

NOTE: This modification is related to an airworthiness issue and has been re-classified and confirmed by EASA as minor in accordance with EU Part 21.A.91. As such, this is handled by Airbus under the Design Organisation Approval ref. EASA.21J.031.

CONF 026

MODIFICATION CLASSIFICATION					
MAJOR	None				
MINOR	111630L39180	111631L39181	111632L39182	111633L39176	111634L39179
	111635L39175	111637L39177			

NOTE: As per EASA IR 21, a minor change is one that has no appreciable effect on the mass, balance, structural strength, reliability, operational characteristics affecting the airworthiness of the product. All other changes are major changes.

NOTE: This modification is related to an airworthiness issue and has been re-classified and confirmed by EASA as minor in accordance with EU Part 21.A.91. As such, this is handled by Airbus under the Design Organisation Approval ref. EASA.21J.031.

CONF ALL

B. REASON

(1) History

In service experience shows cases of Door Emergency Opening Actuators (DEOA)s Part Number (PN) FE396001001 hydraulic leakage. A chemical reaction between plasticizers contained in the seal elastomer material (nitrile) and the silicone hydraulic fluid can conduct to hydraulic leakage due to loss of seal compression.

(2) Objective/Action

This Service Bulletin is published to ensure that potentially leaking DEOAs FE396001001 are changed to a post-MOD configuration either by:

- Performing RATIER-FIGEAC Service Bulletin No. FE396-52-01 which retrofits DEOA PN FE396001001 to a more recent DEOA PN FE396001003
- Replacing DEOA PN FE396001001 to a more recent DEOA PN FE396001003 (or more recent using interchangeable actuators FE396001004/5/6 or further PNs given in AIRBUS technical documentation).

(3) Advantages

Retrofit or replacement of DEOA FE396001001 to more recent DEOA will improve the robustness of the actuator with regards to potential hydraulic leakage.

(4) Operational/Maintenance Consequences

None

C. GENERAL EVALUATION

EVALUATION TABLE			
COMPLIANCE	MANDATORY	COST SAVING	NO
A/C OPERATION AFFECTED	NO	VENDOR SB	YES
CANCELS INSPECTION SB	NO	ETOPS AFFECTED	NO
PAX COMFORT AFFECTED	NO	POTENTIAL AD	YES
RELIABILITY AFFECTED	NO	STRUCTURAL LIFE EXTENSION	NO
LIFE LIMIT	NO	LINE MAINTENANCE AFFECTED	NO

NOTE: Service Bulletin must be accomplished.

D. MAINTENANCE CONFIGURATION

CONF 001

No specific aircraft maintenance configuration required.

CONF 002

No specific aircraft maintenance configuration required.

CONF 003

No specific aircraft maintenance configuration required.

CONF 004

No specific aircraft maintenance configuration required.

CONF 005
No specific aircraft maintenance configuration required.

CONF 006
No specific aircraft maintenance configuration required.

CONF 007
No specific aircraft maintenance configuration required.

CONF 008
No specific aircraft maintenance configuration required.

CONF 009
No specific aircraft maintenance configuration required.

CONF 010
No specific aircraft maintenance configuration required.

CONF 011
No specific aircraft maintenance configuration required.

CONF 012
No specific aircraft maintenance configuration required.

CONF 013
No specific aircraft maintenance configuration required.

CONF 014
No specific aircraft maintenance configuration required.

CONF 015
No specific aircraft maintenance configuration required.

CONF 016
No specific aircraft maintenance configuration required.

CONF 017
No specific aircraft maintenance configuration required.

CONF 018
No specific aircraft maintenance configuration required.

CONF 019
No specific aircraft maintenance configuration required.

CONF 020
No specific aircraft maintenance configuration required.

CONF 021
No specific aircraft maintenance configuration required.

CONF 022
No specific aircraft maintenance configuration required.

CONF 023
No specific aircraft maintenance configuration required.

CONF 024
No specific aircraft maintenance configuration required.

CONF 025
No specific aircraft maintenance configuration required.

CONF 026
No specific aircraft maintenance configuration required.

CONF ALL

E. MATERIAL PRICE INFORMATION

CONF 001

(1) Modification of Door Actuator

(a) Task set A350-A-52-XX-P049-01000-93AA-A OPTION 1 - Modification of the Door Actuator in accordance with VSB

MATERIAL PRICE INFORMATION TABLE			
MATERIAL SET	**QTY PER A/C**	**PRICE PER A/C**	**MAIN PARTS**
Components	See SB	See Note	Identification plates

NOTE: Price information to be obtained from the given supplier.

(b) Task set A350-A-52-XX-P049-01000-93AB-A OPTION 2 - Replacement of the Door Actuator as per AMM

MATERIAL PRICE INFORMATION TABLE			
MATERIAL SET	**QTY PER A/C**	**PRICE PER A/C**	**MAIN PARTS**
Components	See SB	See Note	Identification plates
Equipment	See SB	See Note	Actuator

NOTE: Price information to be obtained from the given supplier.

CONF 002

(1) Modification of Door Actuator

(a) Task set A350-A-52-XX-P049-01000-93AA-A OPTION 1 - Modification of the Door Actuator in accordance with VSB

MATERIAL PRICE INFORMATION TABLE			
MATERIAL SET	**QTY PER A/C**	**PRICE PER A/C**	**MAIN PARTS**
Components	See SB	See Note	Identification plates

NOTE: Price information to be obtained from the given supplier.

(b) Task set A350-A-52-XX-P049-01000-93AB-A OPTION 2 - Replacement of the Door Actuator as per AMM

MATERIAL PRICE INFORMATION TABLE			
MATERIAL SET	**QTY PER A/C**	**PRICE PER A/C**	**MAIN PARTS**
Components	See SB	See Note	Identification plates
Equipment	See SB	See Note	Actuator

NOTE: Price information to be obtained from the given supplier.

CONF 003

(1) Modification of Door Actuator

(a) Task set A350-A-52-XX-P049-01000-93AA-A OPTION 1 - Modification of the Door Actuator in accordance with VSB

MATERIAL PRICE INFORMATION TABLE			
MATERIAL SET	**QTY PER A/C**	**PRICE PER A/C**	**MAIN PARTS**
Components	See SB	See Note	Identification plates

NOTE: Price information to be obtained from the given supplier.

(b) Task set A350-A-52-XX-P049-01000-93AB-A OPTION 2 - Replacement of the Door Actuator as per AMM

MATERIAL PRICE INFORMATION TABLE			
MATERIAL SET	**QTY PER A/C**	**PRICE PER A/C**	**MAIN PARTS**
Components	See SB	See Note	Identification plates
Equipment	See SB	See Note	Actuator

NOTE: Price information to be obtained from the given supplier.

CONF 004

(1) Modification of Door Actuator

(a) Task set A350-A-52-XX-P049-01000-93AA-A OPTION 1 - Modification of the Door Actuator in accordance with VSB

MATERIAL PRICE INFORMATION TABLE			
MATERIAL SET	**QTY PER A/C**	**PRICE PER A/C**	**MAIN PARTS**
Components	See SB	See Note	Identification plates

NOTE: Price information to be obtained from the given supplier.

(b) Task set A350-A-52-XX-P049-01000-93AB-A OPTION 2 - Replacement of the Door Actuator as per AMM

MATERIAL PRICE INFORMATION TABLE			
MATERIAL SET	**QTY PER A/C**	**PRICE PER A/C**	**MAIN PARTS**
Components	See SB	See Note	Identification plates
Equipment	See SB	See Note	Actuator

NOTE: Price information to be obtained from the given supplier.

CONF 005

(1) Modification of Door Actuator

(a) Task set A350-A-52-XX-P049-01000-93AA-A OPTION 1 - Modification of the Door Actuator in accordance with VSB

MATERIAL PRICE INFORMATION TABLE			
MATERIAL SET	**QTY PER A/C**	**PRICE PER A/C**	**MAIN PARTS**
Components	See SB	See Note	Identification plates

NOTE: Price information to be obtained from the given supplier.

(b) Task set A350-A-52-XX-P049-01000-93AB-A OPTION 2 - Replacement of the Door Actuator as per AMM

MATERIAL PRICE INFORMATION TABLE			
MATERIAL SET	**QTY PER A/C**	**PRICE PER A/C**	**MAIN PARTS**
Components	See SB	See Note	Identification plates
Equipment	See SB	See Note	Actuator

NOTE: Price information to be obtained from the given supplier.

CONF 006

(1) Modification of Door Actuator

(a) Task set A350-A-52-XX-P049-01000-93AA-A OPTION 1 - Modification of the Door Actuator in accordance with VSB

MATERIAL PRICE INFORMATION TABLE			
MATERIAL SET	**QTY PER A/C**	**PRICE PER A/C**	**MAIN PARTS**
Components	See SB	See Note	Identification plates

NOTE: Price information to be obtained from the given supplier.

(b) Task set A350-A-52-XX-P049-01000-93AB-A OPTION 2 - Replacement of the Door Actuator as per AMM

MATERIAL PRICE INFORMATION TABLE			
MATERIAL SET	**QTY PER A/C**	**PRICE PER A/C**	**MAIN PARTS**
Components	See SB	See Note	Identification plates
Equipment	See SB	See Note	Actuator

NOTE: Price information to be obtained from the given supplier.

CONF 007

(1) Modification of Door Actuator

(a) Task set A350-A-52-XX-P049-01000-93AA-A OPTION 1 - Modification of the Door Actuator in accordance with VSB

MATERIAL PRICE INFORMATION TABLE			
MATERIAL SET	**QTY PER A/C**	**PRICE PER A/C**	**MAIN PARTS**
Components	See SB	See Note	Identification plates

NOTE: Price information to be obtained from the given supplier.

(b) Task set A350-A-52-XX-P049-01000-93AB-A OPTION 2 - Replacement of the Door Actuator as per AMM

MATERIAL PRICE INFORMATION TABLE			
MATERIAL SET	**QTY PER A/C**	**PRICE PER A/C**	**MAIN PARTS**
Components	See SB	See Note	Identification plates
Equipment	See SB	See Note	Actuator

NOTE: Price information to be obtained from the given supplier.

CONF 008

(1) Modification of Door Actuator

(a) Task set A350-A-52-XX-P049-01000-93AA-A OPTION 1 - Modification of the Door Actuator in accordance with VSB

MATERIAL PRICE INFORMATION TABLE			
MATERIAL SET	**QTY PER A/C**	**PRICE PER A/C**	**MAIN PARTS**
Components	See SB	See Note	Identification plates

NOTE: Price information to be obtained from the given supplier.

(b) Task set A350-A-52-XX-P049-01000-93AB-A OPTION 2 - Replacement of the Door Actuator as per AMM

MATERIAL PRICE INFORMATION TABLE			
MATERIAL SET	**QTY PER A/C**	**PRICE PER A/C**	**MAIN PARTS**
Components	See SB	See Note	Identification plates
Equipment	See SB	See Note	Actuator

NOTE: Price information to be obtained from the given supplier.

CONF 009

(1) Modification of Door Actuator

(a) Task set A350-A-52-XX-P049-01000-93AA-A OPTION 1 - Modification of the Door Actuator in accordance with VSB

MATERIAL PRICE INFORMATION TABLE			
MATERIAL SET	**QTY PER A/C**	**PRICE PER A/C**	**MAIN PARTS**
Components	See SB	See Note	Identification plates

NOTE: Price information to be obtained from the given supplier.

(b) Task set A350-A-52-XX-P049-01000-93AB-A OPTION 2 - Replacement of the Door Actuator as per AMM

MATERIAL PRICE INFORMATION TABLE			
MATERIAL SET	**QTY PER A/C**	**PRICE PER A/C**	**MAIN PARTS**
Components	See SB	See Note	Identification plates
Equipment	See SB	See Note	Actuator

NOTE: Price information to be obtained from the given supplier.

CONF 010

(1) Modification of Door Actuator

(a) Task set A350-A-52-XX-P049-01000-93AA-A OPTION 1 - Modification of the Door Actuator in accordance with VSB

MATERIAL PRICE INFORMATION TABLE			
MATERIAL SET	**QTY PER A/C**	**PRICE PER A/C**	**MAIN PARTS**
Components	See SB	See Note	Identification plates

NOTE: Price information to be obtained from the given supplier.

(b) Task set A350-A-52-XX-P049-01000-93AB-A OPTION 2 - Replacement of the Door Actuator as per AMM

MATERIAL PRICE INFORMATION TABLE			
MATERIAL SET	**QTY PER A/C**	**PRICE PER A/C**	**MAIN PARTS**
Components	See SB	See Note	Identification plates
Equipment	See SB	See Note	Actuator

NOTE: Price information to be obtained from the given supplier.

CONF 011

(1) Modification of Door Actuator

(a) Task set A350-A-52-XX-P049-01000-93AA-A OPTION 1 - Modification of the Door Actuator in accordance with VSB

MATERIAL PRICE INFORMATION TABLE			
MATERIAL SET	**QTY PER A/C**	**PRICE PER A/C**	**MAIN PARTS**
Components	See SB	See Note	Identification plates

NOTE: Price information to be obtained from the given supplier.

(b) Task set A350-A-52-XX-P049-01000-93AB-A OPTION 2 - Replacement of the Door Actuator as per AMM

MATERIAL PRICE INFORMATION TABLE			
MATERIAL SET	**QTY PER A/C**	**PRICE PER A/C**	**MAIN PARTS**
Components	See SB	See Note	Identification plates
Equipment	See SB	See Note	Actuator

NOTE: Price information to be obtained from the given supplier.

CONF 012

(1) Modification of Door Actuator

(a) Task set A350-A-52-XX-P049-01000-93AA-A OPTION 1 - Modification of the Door Actuator in accordance with VSB

MATERIAL PRICE INFORMATION TABLE			
MATERIAL SET	**QTY PER A/C**	**PRICE PER A/C**	**MAIN PARTS**
Components	See SB	See Note	Identification plates

NOTE: Price information to be obtained from the given supplier.

(b) Task set A350-A-52-XX-P049-01000-93AB-A OPTION 2 - Replacement of the Door Actuator as per AMM

MATERIAL PRICE INFORMATION TABLE			
MATERIAL SET	**QTY PER A/C**	**PRICE PER A/C**	**MAIN PARTS**
Components	See SB	See Note	Identification plates
Equipment	See SB	See Note	Actuator

NOTE: Price information to be obtained from the given supplier.

CONF 013

(1) Modification of Door Actuator

(a) Task set A350-A-52-XX-P049-01000-93AA-A OPTION 1 - Modification of the Door Actuator in accordance with VSB

MATERIAL PRICE INFORMATION TABLE			
MATERIAL SET	**QTY PER A/C**	**PRICE PER A/C**	**MAIN PARTS**
Components	See SB	See Note	Identification plates

NOTE: Price information to be obtained from the given supplier.

(b) Task set A350-A-52-XX-P049-01000-93AB-A OPTION 2 - Replacement of the Door Actuator as per AMM

MATERIAL PRICE INFORMATION TABLE			
MATERIAL SET	**QTY PER A/C**	**PRICE PER A/C**	**MAIN PARTS**
Components	See SB	See Note	Identification plates
Equipment	See SB	See Note	Actuator

NOTE: Price information to be obtained from the given supplier.

CONF 014

(1) Modification of Door Actuator

(a) Task set A350-A-52-XX-P049-01000-93AA-A OPTION 1 - Modification of the Door Actuator in accordance with VSB

MATERIAL PRICE INFORMATION TABLE			
MATERIAL SET	**QTY PER A/C**	**PRICE PER A/C**	**MAIN PARTS**
Components	See SB	See Note	Identification plates

NOTE: Price information to be obtained from the given supplier.

(b) Task set A350-A-52-XX-P049-01000-93AB-A OPTION 2 - Replacement of the Door Actuator as per AMM

MATERIAL PRICE INFORMATION TABLE			
MATERIAL SET	**QTY PER A/C**	**PRICE PER A/C**	**MAIN PARTS**
Components	See SB	See Note	Identification plates
Equipment	See SB	See Note	Actuator

NOTE: Price information to be obtained from the given supplier.

CONF 015

(1) Modification of Door Actuator

(a) Task set A350-A-52-XX-P049-01000-93AA-A OPTION 1 - Modification of the Door Actuator in accordance with VSB

MATERIAL PRICE INFORMATION TABLE			
MATERIAL SET	**QTY PER A/C**	**PRICE PER A/C**	**MAIN PARTS**
Components	See SB	See Note	Identification plates

NOTE: Price information to be obtained from the given supplier.

(b) Task set A350-A-52-XX-P049-01000-93AB-A OPTION 2 - Replacement of the Door Actuator as per AMM

MATERIAL PRICE INFORMATION TABLE			
MATERIAL SET	**QTY PER A/C**	**PRICE PER A/C**	**MAIN PARTS**
Components	See SB	See Note	Identification plates
Equipment	See SB	See Note	Actuator

NOTE: Price information to be obtained from the given supplier.

CONF 016

(1) Modification of Door Actuator

(a) Task set A350-A-52-XX-P049-01000-93AA-A OPTION 1 - Modification of the Door Actuator in accordance with VSB

MATERIAL PRICE INFORMATION TABLE			
MATERIAL SET	**QTY PER A/C**	**PRICE PER A/C**	**MAIN PARTS**
Components	See SB	See Note	Identification plates

NOTE: Price information to be obtained from the given supplier.

(b) Task set A350-A-52-XX-P049-01000-93AB-A OPTION 2 - Replacement of the Door Actuator as per AMM

MATERIAL PRICE INFORMATION TABLE			
MATERIAL SET	**QTY PER A/C**	**PRICE PER A/C**	**MAIN PARTS**
Components	See SB	See Note	Identification plates
Equipment	See SB	See Note	Actuator

NOTE: Price information to be obtained from the given supplier.

CONF 017

(1) Modification of Door Actuator

(a) Task set A350-A-52-XX-P049-01000-93AA-A OPTION 1 - Modification of the Door Actuator in accordance with VSB

MATERIAL PRICE INFORMATION TABLE			
MATERIAL SET	**QTY PER A/C**	**PRICE PER A/C**	**MAIN PARTS**
Components	See SB	See Note	Identification plates

NOTE: Price information to be obtained from the given supplier.

(b) Task set A350-A-52-XX-P049-01000-93AB-A OPTION 2 - Replacement of the Door Actuator as per AMM

MATERIAL PRICE INFORMATION TABLE			
MATERIAL SET	**QTY PER A/C**	**PRICE PER A/C**	**MAIN PARTS**
Components	See SB	See Note	Identification plates
Equipment	See SB	See Note	Actuator

NOTE: Price information to be obtained from the given supplier.

CONF 018

(1) Modification of Door Actuator

(a) Task set A350-A-52-XX-P049-01000-93AA-A OPTION 1 - Modification of the Door Actuator in accordance with VSB

MATERIAL PRICE INFORMATION TABLE			
MATERIAL SET	**QTY PER A/C**	**PRICE PER A/C**	**MAIN PARTS**
Components	See SB	See Note	Identification plates

NOTE: Price information to be obtained from the given supplier.

(b) Task set A350-A-52-XX-P049-01000-93AB-A OPTION 2 - Replacement of the Door Actuator as per AMM

MATERIAL PRICE INFORMATION TABLE			
MATERIAL SET	**QTY PER A/C**	**PRICE PER A/C**	**MAIN PARTS**
Components	See SB	See Note	Identification plates
Equipment	See SB	See Note	Actuator

NOTE: Price information to be obtained from the given supplier.

CONF 019

(1) Modification of Door Actuator

(a) Task set A350-A-52-XX-P049-01000-93AA-A OPTION 1 - Modification of the Door Actuator in accordance with VSB

MATERIAL PRICE INFORMATION TABLE			
MATERIAL SET	**QTY PER A/C**	**PRICE PER A/C**	**MAIN PARTS**
Components	See SB	See Note	Identification plates

NOTE: Price information to be obtained from the given supplier.

(b) Task set A350-A-52-XX-P049-01000-93AB-A OPTION 2 - Replacement of the Door Actuator as per AMM

MATERIAL PRICE INFORMATION TABLE			
MATERIAL SET	**QTY PER A/C**	**PRICE PER A/C**	**MAIN PARTS**
Components	See SB	See Note	Identification plates
Equipment	See SB	See Note	Actuator

NOTE: Price information to be obtained from the given supplier.

CONF 020

(1) Modification of Door Actuator

(a) Task set A350-A-52-XX-P049-01000-93AA-A OPTION 1 - Modification of the Door Actuator in accordance with VSB

MATERIAL PRICE INFORMATION TABLE			
MATERIAL SET	**QTY PER A/C**	**PRICE PER A/C**	**MAIN PARTS**
Components	See SB	See Note	Identification plates

NOTE: Price information to be obtained from the given supplier.

(b) Task set A350-A-52-XX-P049-01000-93AB-A OPTION 2 - Replacement of the Door Actuator as per AMM

MATERIAL PRICE INFORMATION TABLE			
MATERIAL SET	**QTY PER A/C**	**PRICE PER A/C**	**MAIN PARTS**
Components	See SB	See Note	Identification plates
Equipment	See SB	See Note	Actuator

NOTE: Price information to be obtained from the given supplier.

CONF 021

(1) Modification of Door Actuator

(a) Task set A350-A-52-XX-P049-01000-93AA-A OPTION 1 - Modification of the Door Actuator in accordance with VSB

MATERIAL PRICE INFORMATION TABLE			
MATERIAL SET	**QTY PER A/C**	**PRICE PER A/C**	**MAIN PARTS**
Components	See SB	See Note	Identification plates

NOTE: Price information to be obtained from the given supplier.

(b) Task set A350-A-52-XX-P049-01000-93AB-A OPTION 2 - Replacement of the Door Actuator as per AMM

MATERIAL PRICE INFORMATION TABLE			
MATERIAL SET	**QTY PER A/C**	**PRICE PER A/C**	**MAIN PARTS**
Components	See SB	See Note	Identification plates
Equipment	See SB	See Note	Actuator

NOTE: Price information to be obtained from the given supplier.

CONF 022

(1) Modification of Door Actuator

(a) Task set A350-A-52-XX-P049-01000-93AA-A OPTION 1 - Modification of the Door Actuator in accordance with VSB

MATERIAL PRICE INFORMATION TABLE			
MATERIAL SET	**QTY PER A/C**	**PRICE PER A/C**	**MAIN PARTS**
Components	See SB	See Note	Identification plates

NOTE: Price information to be obtained from the given supplier.

(b) Task set A350-A-52-XX-P049-01000-93AB-A OPTION 2 - Replacement of the Door Actuator as per AMM

MATERIAL PRICE INFORMATION TABLE			
MATERIAL SET	**QTY PER A/C**	**PRICE PER A/C**	**MAIN PARTS**
Components	See SB	See Note	Identification plates
Equipment	See SB	See Note	Actuator

NOTE: Price information to be obtained from the given supplier.

CONF 023

(1) Modification of Door Actuator

(a) Task set A350-A-52-XX-P049-01000-93AA-A OPTION 1 - Modification of the Door Actuator in accordance with VSB

MATERIAL PRICE INFORMATION TABLE			
MATERIAL SET	**QTY PER A/C**	**PRICE PER A/C**	**MAIN PARTS**
Components	See SB	See Note	Identification plates

NOTE: Price information to be obtained from the given supplier.

(b) Task set A350-A-52-XX-P049-01000-93AB-A OPTION 2 - Replacement of the Door Actuator as per AMM

MATERIAL PRICE INFORMATION TABLE			
MATERIAL SET	**QTY PER A/C**	**PRICE PER A/C**	**MAIN PARTS**
Components	See SB	See Note	Identification plates
Equipment	See SB	See Note	Actuator

NOTE: Price information to be obtained from the given supplier.

CONF 024

(1) Modification of Door Actuator

(a) Task set A350-A-52-XX-P049-01000-93AA-A OPTION 1 - Modification of the Door Actuator in accordance with VSB

MATERIAL PRICE INFORMATION TABLE			
MATERIAL SET	**QTY PER A/C**	**PRICE PER A/C**	**MAIN PARTS**
Components	See SB	See Note	Identification plates

NOTE: Price information to be obtained from the given supplier.

(b) Task set A350-A-52-XX-P049-01000-93AB-A OPTION 2 - Replacement of the Door Actuator as per AMM

MATERIAL PRICE INFORMATION TABLE			
MATERIAL SET	**QTY PER A/C**	**PRICE PER A/C**	**MAIN PARTS**
Components	See SB	See Note	Identification plates
Equipment	See SB	See Note	Actuator

NOTE: Price information to be obtained from the given supplier.

CONF 025

(1) Modification of Door Actuator

(a) Task set A350-A-52-XX-P049-01000-93AA-A OPTION 1 - Modification of the Door Actuator in accordance with VSB

MATERIAL PRICE INFORMATION TABLE			
MATERIAL SET	**QTY PER A/C**	**PRICE PER A/C**	**MAIN PARTS**
Components	See SB	See Note	Identification plates

NOTE: Price information to be obtained from the given supplier.

(b) Task set A350-A-52-XX-P049-01000-93AB-A OPTION 2 - Replacement of the Door Actuator as per AMM

MATERIAL PRICE INFORMATION TABLE			
MATERIAL SET	**QTY PER A/C**	**PRICE PER A/C**	**MAIN PARTS**
Components	See SB	See Note	Identification plates
Equipment	See SB	See Note	Actuator

NOTE: Price information to be obtained from the given supplier.

CONF 026

(1) Modification of Door Actuator

(a) Task set A350-A-52-XX-P049-01000-93AA-A OPTION 1 - Modification of the Door Actuator in accordance with VSB

MATERIAL PRICE INFORMATION TABLE			
MATERIAL SET	**QTY PER A/C**	**PRICE PER A/C**	**MAIN PARTS**
Components	See SB	See Note	Identification plates

NOTE: Price information to be obtained from the given supplier.

(b) Task set A350-A-52-XX-P049-01000-93AB-A OPTION 2 - Replacement of the Door Actuator as per AMM

MATERIAL PRICE INFORMATION TABLE			
MATERIAL SET	**QTY PER A/C**	**PRICE PER A/C**	**MAIN PARTS**
Components	See SB	See Note	Identification plates
Equipment	See SB	See Note	Actuator

NOTE: Price information to be obtained from the given supplier.

CONF ALL

F. APPLICABILITY

This Service Bulletin is applicable to this (these) operator(s):

82W AAR CAL CCA CPA CSC DAL DLH ETH FBU FIN FWI HVN MAS QTR SIA TAM THA

G. CONCURRENT REQUIREMENTS

None

H. NATURE OF THE WORK

CONF 001

(1) Modification of Door Actuator

(a) Task set A350-A-52-XX-P049-01000-93AA-A OPTION 1 - Modification of the Door Actuator in accordance with VSB

AIRCRAFT	NO
EQUIPMENT	YES

(b) Task set A350-A-52-XX-P049-01000-93AB-A OPTION 2 - Replacement of the Door Actuator as per AMM

AIRCRAFT	NO
EQUIPMENT	YES

CONF 002

(1) Modification of Door Actuator

(a) Task set A350-A-52-XX-P049-01000-93AA-A OPTION 1 - Modification of the Door Actuator in accordance with VSB

AIRCRAFT	NO
EQUIPMENT	YES

(b) Task set A350-A-52-XX-P049-01000-93AB-A OPTION 2 - Replacement of the Door Actuator as per AMM

AIRCRAFT	NO
EQUIPMENT	YES

CONF 003

(1) Modification of Door Actuator

(a) Task set A350-A-52-XX-P049-01000-93AA-A OPTION 1 - Modification of the Door Actuator in accordance with VSB

AIRCRAFT	NO
EQUIPMENT	YES

(b) Task set A350-A-52-XX-P049-01000-93AB-A OPTION 2 - Replacement of the Door Actuator as per AMM

AIRCRAFT	NO
EQUIPMENT	YES

CONF 004

(1) Modification of Door Actuator

(a) Task set A350-A-52-XX-P049-01000-93AA-A OPTION 1 - Modification of the Door Actuator in accordance with VSB

AIRCRAFT	NO
EQUIPMENT	YES

(b) Task set A350-A-52-XX-P049-01000-93AB-A OPTION 2 - Replacement of the Door Actuator as per AMM

AIRCRAFT	NO

EQUIPMENT	YES

CONF 005

(1) Modification of Door Actuator

(a) Task set A350-A-52-XX-P049-01000-93AA-A OPTION 1 - Modification of the Door Actuator in accordance with VSB

AIRCRAFT	NO
EQUIPMENT	YES

(b) Task set A350-A-52-XX-P049-01000-93AB-A OPTION 2 - Replacement of the Door Actuator as per AMM

AIRCRAFT	NO
EQUIPMENT	YES

CONF 006

(1) Modification of Door Actuator

(a) Task set A350-A-52-XX-P049-01000-93AA-A OPTION 1 - Modification of the Door Actuator in accordance with VSB

AIRCRAFT	NO
EQUIPMENT	YES

(b) Task set A350-A-52-XX-P049-01000-93AB-A OPTION 2 - Replacement of the Door Actuator as per AMM

AIRCRAFT	NO
EQUIPMENT	YES

CONF 007

(1) Modification of Door Actuator

(a) Task set A350-A-52-XX-P049-01000-93AA-A OPTION 1 - Modification of the Door Actuator in accordance with VSB

AIRCRAFT	NO
EQUIPMENT	YES

(b) Task set A350-A-52-XX-P049-01000-93AB-A OPTION 2 - Replacement of the Door Actuator as per AMM

AIRCRAFT	NO
EQUIPMENT	YES

CONF 008

(1) Modification of Door Actuator

(a) Task set A350-A-52-XX-P049-01000-93AA-A OPTION 1 - Modification of the Door Actuator in accordance with VSB

AIRCRAFT	NO
EQUIPMENT	YES

(b) Task set A350-A-52-XX-P049-01000-93AB-A OPTION 2 - Replacement of the Door Actuator as per AMM

AIRCRAFT	NO
EQUIPMENT	YES

CONF 009

(1) Modification of Door Actuator

(a) Task set A350-A-52-XX-P049-01000-93AA-A OPTION 1 - Modification of the Door Actuator in accordance with VSB

AIRCRAFT	NO
EQUIPMENT	YES

(b) Task set A350-A-52-XX-P049-01000-93AB-A OPTION 2 - Replacement of the Door Actuator as per AMM

AIRCRAFT	NO
EQUIPMENT	YES

CONF 010

(1) Modification of Door Actuator

(a) Task set A350-A-52-XX-P049-01000-93AA-A OPTION 1 - Modification of the Door Actuator in accordance with VSB

AIRCRAFT	NO
EQUIPMENT	YES

(b) Task set A350-A-52-XX-P049-01000-93AB-A OPTION 2 - Replacement of the Door Actuator as per AMM

AIRCRAFT	NO
EQUIPMENT	YES

CONF 011

(1) Modification of Door Actuator

(a) Task set A350-A-52-XX-P049-01000-93AA-A OPTION 1 - Modification of the Door Actuator in accordance with VSB

AIRCRAFT	NO
EQUIPMENT	YES

(b) Task set A350-A-52-XX-P049-01000-93AB-A OPTION 2 - Replacement of the Door Actuator as per AMM

AIRCRAFT	NO
EQUIPMENT	YES

CONF 012

(1) Modification of Door Actuator

(a) Task set A350-A-52-XX-P049-01000-93AA-A OPTION 1 - Modification of the Door Actuator in accordance with VSB

AIRCRAFT	NO
EQUIPMENT	YES

(b) Task set A350-A-52-XX-P049-01000-93AB-A OPTION 2 - Replacement of the Door Actuator as per AMM

AIRCRAFT	NO
EQUIPMENT	YES

CONF 013

(1) Modification of Door Actuator

(a) Task set A350-A-52-XX-P049-01000-93AA-A OPTION 1 - Modification of the Door Actuator in accordance with VSB

AIRCRAFT	NO
EQUIPMENT	YES

(b) Task set A350-A-52-XX-P049-01000-93AB-A OPTION 2 - Replacement of the Door Actuator as per AMM

AIRCRAFT	NO
EQUIPMENT	YES

CONF 014

(1) Modification of Door Actuator

(a) Task set A350-A-52-XX-P049-01000-93AA-A OPTION 1 - Modification of the Door Actuator in accordance with VSB

AIRCRAFT	NO
EQUIPMENT	YES

(b) Task set A350-A-52-XX-P049-01000-93AB-A OPTION 2 - Replacement of the Door Actuator as per AMM

AIRCRAFT	NO
EQUIPMENT	YES

CONF 015

(1) Modification of Door Actuator

(a) Task set A350-A-52-XX-P049-01000-93AA-A OPTION 1 - Modification of the Door Actuator in accordance with VSB

AIRCRAFT	NO
EQUIPMENT	YES

(b) Task set A350-A-52-XX-P049-01000-93AB-A OPTION 2 - Replacement of the Door Actuator as per AMM

AIRCRAFT	NO
EQUIPMENT	YES

CONF 016

(1) Modification of Door Actuator

(a) Task set A350-A-52-XX-P049-01000-93AA-A OPTION 1 - Modification of the Door Actuator in accordance with VSB

AIRCRAFT	NO
EQUIPMENT	YES

(b) Task set A350-A-52-XX-P049-01000-93AB-A OPTION 2 - Replacement of the Door Actuator as per AMM

AIRCRAFT	NO
EQUIPMENT	YES

CONF 017

(1) Modification of Door Actuator

(a) Task set A350-A-52-XX-P049-01000-93AA-A OPTION 1 - Modification of the Door Actuator in accordance with VSB

AIRCRAFT	NO
EQUIPMENT	YES

(b) Task set A350-A-52-XX-P049-01000-93AB-A OPTION 2 - Replacement of the Door Actuator as per AMM

AIRCRAFT	NO
EQUIPMENT	YES

CONF 018

(1) Modification of Door Actuator

(a) Task set A350-A-52-XX-P049-01000-93AA-A OPTION 1 - Modification of the Door Actuator in accordance with VSB

AIRCRAFT	NO
EQUIPMENT	YES

(b) Task set A350-A-52-XX-P049-01000-93AB-A OPTION 2 - Replacement of the Door Actuator as per AMM

AIRCRAFT	NO
EQUIPMENT	YES

CONF 019

(1) Modification of Door Actuator

(a) Task set A350-A-52-XX-P049-01000-93AA-A OPTION 1 - Modification of the Door Actuator in accordance with VSB

AIRCRAFT	NO
EQUIPMENT	YES

(b) Task set A350-A-52-XX-P049-01000-93AB-A OPTION 2 - Replacement of the Door Actuator as per AMM

AIRCRAFT	NO
EQUIPMENT	YES

CONF 020

(1) Modification of Door Actuator

(a) Task set A350-A-52-XX-P049-01000-93AA-A OPTION 1 - Modification of the Door Actuator in accordance with VSB

AIRCRAFT	NO
EQUIPMENT	YES

(b) Task set A350-A-52-XX-P049-01000-93AB-A OPTION 2 - Replacement of the Door Actuator as per AMM

AIRCRAFT	NO
EQUIPMENT	YES

CONF 021

(1) Modification of Door Actuator

(a) Task set A350-A-52-XX-P049-01000-93AA-A OPTION 1 - Modification of the Door Actuator in accordance with VSB

AIRCRAFT	NO
EQUIPMENT	YES

(b) Task set A350-A-52-XX-P049-01000-93AB-A OPTION 2 - Replacement of the Door Actuator as per AMM

AIRCRAFT	NO
EQUIPMENT	YES

CONF 022

(1) Modification of Door Actuator

(a) Task set A350-A-52-XX-P049-01000-93AA-A OPTION 1 - Modification of the Door Actuator in accordance with VSB

AIRCRAFT	NO
EQUIPMENT	YES

(b) Task set A350-A-52-XX-P049-01000-93AB-A OPTION 2 - Replacement of the Door Actuator as per AMM

AIRCRAFT	NO
EQUIPMENT	YES

CONF 023

(1) Modification of Door Actuator

(a) Task set A350-A-52-XX-P049-01000-93AA-A OPTION 1 - Modification of the Door Actuator in accordance with VSB

AIRCRAFT	NO
EQUIPMENT	YES

(b) Task set A350-A-52-XX-P049-01000-93AB-A OPTION 2 - Replacement of the Door Actuator as per AMM

AIRCRAFT	NO
EQUIPMENT	YES

CONF 024

(1) Modification of Door Actuator

(a) Task set A350-A-52-XX-P049-01000-93AA-A OPTION 1 - Modification of the Door Actuator in accordance with VSB

AIRCRAFT	NO
EQUIPMENT	YES

(b) Task set A350-A-52-XX-P049-01000-93AB-A OPTION 2 - Replacement of the Door Actuator as per AMM

AIRCRAFT	NO
EQUIPMENT	YES

CONF 025

(1) Modification of Door Actuator

(a) Task set A350-A-52-XX-P049-01000-93AA-A OPTION 1 - Modification of the Door Actuator in accordance with VSB

AIRCRAFT	NO
EQUIPMENT	YES

(b) Task set A350-A-52-XX-P049-01000-93AB-A OPTION 2 - Replacement of the Door Actuator as per AMM

AIRCRAFT	NO
EQUIPMENT	YES

CONF 026

(1) Modification of Door Actuator

(a) Task set A350-A-52-XX-P049-01000-93AA-A OPTION 1 - Modification of the Door Actuator in accordance with VSB

AIRCRAFT	NO
EQUIPMENT	YES

(b) Task set A350-A-52-XX-P049-01000-93AB-A OPTION 2 - Replacement of the Door Actuator as per AMM

AIRCRAFT	NO
EQUIPMENT	YES

CONF ALL

I. MANPOWER

CONF 001

(1) Modification of Door Actuator

(a) Task set A350-A-52-XX-P049-01000-93AA-A OPTION 1 - Modification of the Door Actuator in accordance with VSB

MANPOWER		
TOTAL MAN-HOURS		10.80 h
ELAPSED TIME (HOURS)		5.55 h
Additional man-hours related to Vendor SB; refer to:		
Modify the Actuator of PAX/Crew Doors in accordance with VSB	Ref. RATIER-FIGEAC (F0221) VSB FE396-52-01	BENCH

(b) Task set A350-A-52-XX-P049-01000-93AB-A OPTION 2 - Replacement of the Door Actuator as per AMM

MANPOWER	
TOTAL MAN-HOURS	10.80 h

MANPOWER	
ELAPSED TIME (HOURS)	5.55 h

CONF 002

(1) Modification of Door Actuator

(a) Task set A350-A-52-XX-P049-01000-93AA-A OPTION 1 - Modification of the Door Actuator in accordance with VSB

MANPOWER		
TOTAL MAN-HOURS		9.45 h
ELAPSED TIME (HOURS)		4.95 h
Additional man-hours related to Vendor SB; refer to:		
Modify the Actuator of PAX/Crew Doors in accordance with VSB	Ref. RATIER-FIGEAC (F0221) VSB FE396-52-01	BENCH

(b) Task set A350-A-52-XX-P049-01000-93AB-A OPTION 2 - Replacement of the Door Actuator as per AMM

MANPOWER	
TOTAL MAN-HOURS	9.45 h
ELAPSED TIME (HOURS)	4.95 h

CONF 003

(1) Modification of Door Actuator

(a) Task set A350-A-52-XX-P049-01000-93AA-A OPTION 1 - Modification of the Door Actuator in accordance with VSB

MANPOWER		
TOTAL MAN-HOURS		8.10 h
ELAPSED TIME (HOURS)		4.35 h
Additional man-hours related to Vendor SB; refer to:		
Modify the Actuator of PAX/Crew Doors in accordance with VSB	Ref. RATIER-FIGEAC (F0221) VSB FE396-52-01	BENCH

(b) Task set A350-A-52-XX-P049-01000-93AB-A OPTION 2 - Replacement of the Door Actuator as per AMM

MANPOWER	
TOTAL MAN-HOURS	8.10 h
ELAPSED TIME (HOURS)	4.35 h

CONF 004

(1) Modification of Door Actuator

(a) Task set A350-A-52-XX-P049-01000-93AA-A OPTION 1 - Modification of the Door Actuator in accordance with VSB

MANPOWER	
TOTAL MAN-HOURS	6.75 h
ELAPSED TIME (HOURS)	3.75 h
Additional man-hours related to Vendor SB; refer to:	

MANPOWER		
Modify the Actuator of PAX/Crew Doors in accordance with VSB	Ref. RATIER-FIGEAC (F0221) VSB FE396-52-01	BENCH

(b) Task set A350-A-52-XX-P049-01000-93AB-A OPTION 2 - Replacement of the Door Actuator as per AMM

MANPOWER	
TOTAL MAN-HOURS	6.75 h
ELAPSED TIME (HOURS)	3.75 h

CONF 005

(1) Modification of Door Actuator

(a) Task set A350-A-52-XX-P049-01000-93AA-A OPTION 1 - Modification of the Door Actuator in accordance with VSB

MANPOWER		
TOTAL MAN-HOURS		9.45 h
ELAPSED TIME (HOURS)		4.95 h
Additional man-hours related to Vendor SB; refer to:		
Modify the Actuator of PAX/Crew Doors in accordance with VSB	Ref. RATIER-FIGEAC (F0221) VSB FE396-52-01	BENCH

(b) Task set A350-A-52-XX-P049-01000-93AB-A OPTION 2 - Replacement of the Door Actuator as per AMM

MANPOWER	
TOTAL MAN-HOURS	9.45 h
ELAPSED TIME (HOURS)	4.95 h

CONF 006

(1) Modification of Door Actuator

(a) Task set A350-A-52-XX-P049-01000-93AA-A OPTION 1 - Modification of the Door Actuator in accordance with VSB

MANPOWER		
TOTAL MAN-HOURS		8.10 h
ELAPSED TIME (HOURS)		4.35 h
Additional man-hours related to Vendor SB; refer to:		
Modify the Actuator of PAX/Crew Doors in accordance with VSB	Ref. RATIER-FIGEAC (F0221) VSB FE396-52-01	BENCH

(b) Task set A350-A-52-XX-P049-01000-93AB-A OPTION 2 - Replacement of the Door Actuator as per AMM

MANPOWER	
TOTAL MAN-HOURS	8.10 h
ELAPSED TIME (HOURS)	4.35 h

CONF 007

(1) Modification of Door Actuator

(a) Task set A350-A-52-XX-P049-01000-93AA-A OPTION 1 - Modification of the Door Actuator in accordance with VSB

MANPOWER		
TOTAL MAN-HOURS		8.10 h
ELAPSED TIME (HOURS)		4.35 h
Additional man-hours related to Vendor SB; refer to:		
Modify the Actuator of PAX/Crew Doors in accordance with VSB	Ref. RATIER-FIGEAC (F0221) VSB FE396-52-01	BENCH

(b) Task set A350-A-52-XX-P049-01000-93AB-A OPTION 2 - Replacement of the Door Actuator as per AMM

MANPOWER	
TOTAL MAN-HOURS	8.10 h
ELAPSED TIME (HOURS)	4.35 h

CONF 008

(1) Modification of Door Actuator

(a) Task set A350-A-52-XX-P049-01000-93AA-A OPTION 1 - Modification of the Door Actuator in accordance with VSB

MANPOWER		
TOTAL MAN-HOURS		9.45 h
ELAPSED TIME (HOURS)		4.95 h
Additional man-hours related to Vendor SB; refer to:		
Modify the Actuator of PAX/Crew Doors in accordance with VSB	Ref. RATIER-FIGEAC (F0221) VSB FE396-52-01	BENCH

(b) Task set A350-A-52-XX-P049-01000-93AB-A OPTION 2 - Replacement of the Door Actuator as per AMM

MANPOWER	
TOTAL MAN-HOURS	9.45 h
ELAPSED TIME (HOURS)	4.95 h

CONF 009

(1) Modification of Door Actuator

(a) Task set A350-A-52-XX-P049-01000-93AA-A OPTION 1 - Modification of the Door Actuator in accordance with VSB

MANPOWER		
TOTAL MAN-HOURS		2.70 h
ELAPSED TIME (HOURS)		1.95 h
Additional man-hours related to Vendor SB; refer to:		
Modify the Actuator of PAX/Crew Doors in accordance with VSB	Ref. RATIER-FIGEAC (F0221) VSB FE396-52-01	BENCH

(b) Task set A350-A-52-XX-P049-01000-93AB-A OPTION 2 - Replacement of the Door Actuator as per AMM

MANPOWER	
TOTAL MAN-HOURS	2.70 h
ELAPSED TIME (HOURS)	1.95 h

CONF 010

(1) Modification of Door Actuator

(a) Task set A350-A-52-XX-P049-01000-93AA-A OPTION 1 - Modification of the Door Actuator in accordance with VSB

MANPOWER		
TOTAL MAN-HOURS		8.10 h
ELAPSED TIME (HOURS)		4.35 h
Additional man-hours related to Vendor SB; refer to:		
Modify the Actuator of PAX/Crew Doors in accordance with VSB	Ref. RATIER-FIGEAC (F0221) VSB FE396-52-01	BENCH

(b) Task set A350-A-52-XX-P049-01000-93AB-A OPTION 2 - Replacement of the Door Actuator as per AMM

MANPOWER	
TOTAL MAN-HOURS	8.10 h
ELAPSED TIME (HOURS)	4.35 h

CONF 011

(1) Modification of Door Actuator

(a) Task set A350-A-52-XX-P049-01000-93AA-A OPTION 1 - Modification of the Door Actuator in accordance with VSB

MANPOWER		
TOTAL MAN-HOURS		9.45 h
ELAPSED TIME (HOURS)		4.95 h
Additional man-hours related to Vendor SB; refer to:		
Modify the Actuator of PAX/Crew Doors in accordance with VSB	Ref. RATIER-FIGEAC (F0221) VSB FE396-52-01	BENCH

(b) Task set A350-A-52-XX-P049-01000-93AB-A OPTION 2 - Replacement of the Door Actuator as per AMM

MANPOWER	
TOTAL MAN-HOURS	9.45 h
ELAPSED TIME (HOURS)	4.95 h

CONF 012

(1) Modification of Door Actuator

(a) Task set A350-A-52-XX-P049-01000-93AA-A OPTION 1 - Modification of the Door Actuator in accordance with VSB

MANPOWER		
TOTAL MAN-HOURS		9.45 h
ELAPSED TIME (HOURS)		4.95 h
Additional man-hours related to Vendor SB; refer to:		
Modify the Actuator of PAX/Crew Doors in accordance with VSB	Ref. RATIER-FIGEAC (F0221) VSB FE396-52-01	BENCH

(b) Task set A350-A-52-XX-P049-01000-93AB-A OPTION 2 - Replacement of the Door Actuator as per AMM

MANPOWER	
TOTAL MAN-HOURS	9.45 h
ELAPSED TIME (HOURS)	4.95 h

CONF 013

(1) Modification of Door Actuator

(a) Task set A350-A-52-XX-P049-01000-93AA-A OPTION 1 - Modification of the Door Actuator in accordance with VSB

MANPOWER		
TOTAL MAN-HOURS		9.45 h
ELAPSED TIME (HOURS)		4.95 h
Additional man-hours related to Vendor SB; refer to:		
Modify the Actuator of PAX/Crew Doors in accordance with VSB	Ref. RATIER-FIGEAC (F0221) VSB FE396-52-01	BENCH

(b) Task set A350-A-52-XX-P049-01000-93AB-A OPTION 2 - Replacement of the Door Actuator as per AMM

MANPOWER	
TOTAL MAN-HOURS	9.45 h
ELAPSED TIME (HOURS)	4.95 h

CONF 014

(1) Modification of Door Actuator

(a) Task set A350-A-52-XX-P049-01000-93AA-A OPTION 1 - Modification of the Door Actuator in accordance with VSB

MANPOWER		
TOTAL MAN-HOURS		5.40 h
ELAPSED TIME (HOURS)		3.15 h
Additional man-hours related to Vendor SB; refer to:		
Modify the Actuator of PAX/Crew Doors in accordance with VSB	Ref. RATIER-FIGEAC (F0221) VSB FE396-52-01	BENCH

(b) Task set A350-A-52-XX-P049-01000-93AB-A OPTION 2 - Replacement of the Door Actuator as per AMM

MANPOWER	
TOTAL MAN-HOURS	5.40 h
ELAPSED TIME (HOURS)	3.15 h

CONF 015

(1) Modification of Door Actuator

(a) Task set A350-A-52-XX-P049-01000-93AA-A OPTION 1 - Modification of the Door Actuator in accordance with VSB

MANPOWER		
TOTAL MAN-HOURS		2.70 h
ELAPSED TIME (HOURS)		1.95 h
Additional man-hours related to Vendor SB; refer to:		
Modify the Actuator of PAX/Crew Doors in accordance with VSB	Ref. RATIER-FIGEAC (F0221) VSB FE396-52-01	BENCH

(b) Task set A350-A-52-XX-P049-01000-93AB-A OPTION 2 - Replacement of the Door Actuator as per AMM

MANPOWER	
TOTAL MAN-HOURS	2.70 h
ELAPSED TIME (HOURS)	1.95 h

CONF 016

(1) Modification of Door Actuator

(a) Task set A350-A-52-XX-P049-01000-93AA-A OPTION 1 - Modification of the Door Actuator in accordance with VSB

MANPOWER		
TOTAL MAN-HOURS		4.05 h
ELAPSED TIME (HOURS)		2.55 h
Additional man-hours related to Vendor SB; refer to:		
Modify the Actuator of PAX/Crew Doors in accordance with VSB	Ref. RATIER-FIGEAC (F0221) VSB FE396-52-01	BENCH

(b) Task set A350-A-52-XX-P049-01000-93AB-A OPTION 2 - Replacement of the Door Actuator as per AMM

MANPOWER	
TOTAL MAN-HOURS	4.05 h
ELAPSED TIME (HOURS)	2.55 h

CONF 017

(1) Modification of Door Actuator

(a) Task set A350-A-52-XX-P049-01000-93AA-A OPTION 1 - Modification of the Door Actuator in accordance with VSB

MANPOWER		
TOTAL MAN-HOURS		6.75 h
ELAPSED TIME (HOURS)		3.75 h
Additional man-hours related to Vendor SB; refer to:		
Modify the Actuator of PAX/Crew Doors in accordance with VSB	Ref. RATIER-FIGEAC (F0221) VSB FE396-52-01	BENCH

(b) Task set A350-A-52-XX-P049-01000-93AB-A OPTION 2 - Replacement of the Door Actuator as per AMM

MANPOWER	
TOTAL MAN-HOURS	6.75 h
ELAPSED TIME (HOURS)	3.75 h

CONF 018

(1) Modification of Door Actuator

(a) Task set A350-A-52-XX-P049-01000-93AA-A OPTION 1 - Modification of the Door Actuator in accordance with VSB

MANPOWER		
TOTAL MAN-HOURS		1.35 h
ELAPSED TIME (HOURS)		1.35 h
Additional man-hours related to Vendor SB; refer to:		
Modify the Actuator of PAX/Crew Doors in accordance with VSB	Ref. RATIER-FIGEAC (F0221) VSB FE396-52-01	BENCH

(b) Task set A350-A-52-XX-P049-01000-93AB-A OPTION 2 - Replacement of the Door Actuator as per AMM

MANPOWER	
TOTAL MAN-HOURS	1.35 h
ELAPSED TIME (HOURS)	1.35 h

CONF 019

(1) Modification of Door Actuator

(a) Task set A350-A-52-XX-P049-01000-93AA-A OPTION 1 - Modification of the Door Actuator in accordance with VSB

MANPOWER		
TOTAL MAN-HOURS		9.45 h
ELAPSED TIME (HOURS)		4.95 h
Additional man-hours related to Vendor SB; refer to:		
Modify the Actuator of PAX/Crew Doors in accordance with VSB	Ref. RATIER-FIGEAC (F0221) VSB FE396-52-01	BENCH

(b) Task set A350-A-52-XX-P049-01000-93AB-A OPTION 2 - Replacement of the Door Actuator as per AMM

MANPOWER	
TOTAL MAN-HOURS	9.45 h
ELAPSED TIME (HOURS)	4.95 h

CONF 020

(1) Modification of Door Actuator

(a) Task set A350-A-52-XX-P049-01000-93AA-A OPTION 1 - Modification of the Door Actuator in accordance with VSB

MANPOWER		
TOTAL MAN-HOURS		1.35 h
ELAPSED TIME (HOURS)		1.35 h
Additional man-hours related to Vendor SB; refer to:		
Modify the Actuator of PAX/Crew Doors in accordance with VSB	Ref. RATIER-FIGEAC (F0221) VSB FE396-52-01	BENCH

(b) Task set A350-A-52-XX-P049-01000-93AB-A OPTION 2 - Replacement of the Door Actuator as per AMM

MANPOWER	
TOTAL MAN-HOURS	1.35 h
ELAPSED TIME (HOURS)	1.35 h

CONF 021

(1) Modification of Door Actuator

(a) Task set A350-A-52-XX-P049-01000-93AA-A OPTION 1 - Modification of the Door Actuator in accordance with VSB

MANPOWER		
TOTAL MAN-HOURS		5.40 h
ELAPSED TIME (HOURS)		3.15 h
Additional man-hours related to Vendor SB; refer to:		
Modify the Actuator of PAX/Crew Doors in accordance with VSB	Ref. RATIER-FIGEAC (F0221) VSB FE396-52-01	BENCH

(b) Task set A350-A-52-XX-P049-01000-93AB-A OPTION 2 - Replacement of the Door Actuator as per AMM

MANPOWER	
TOTAL MAN-HOURS	5.40 h
ELAPSED TIME (HOURS)	3.15 h

CONF 022

(1) Modification of Door Actuator

(a) Task set A350-A-52-XX-P049-01000-93AA-A OPTION 1 - Modification of the Door Actuator in accordance with VSB

MANPOWER		
TOTAL MAN-HOURS		4.05 h
ELAPSED TIME (HOURS)		2.55 h
Additional man-hours related to Vendor SB; refer to:		
Modify the Actuator of PAX/Crew Doors in accordance with VSB	Ref. RATIER-FIGEAC (F0221) VSB FE396-52-01	BENCH

(b) Task set A350-A-52-XX-P049-01000-93AB-A OPTION 2 - Replacement of the Door Actuator as per AMM

MANPOWER	
TOTAL MAN-HOURS	4.05 h
ELAPSED TIME (HOURS)	2.55 h

CONF 023

(1) Modification of Door Actuator

(a) Task set A350-A-52-XX-P049-01000-93AA-A OPTION 1 - Modification of the Door Actuator in accordance with VSB

MANPOWER		
TOTAL MAN-HOURS		2.70 h
ELAPSED TIME (HOURS)		1.95 h
Additional man-hours related to Vendor SB; refer to:		
Modify the Actuator of PAX/Crew Doors in accordance with VSB	Ref. RATIER-FIGEAC (F0221) VSB FE396-52-01	BENCH

(b) Task set A350-A-52-XX-P049-01000-93AB-A OPTION 2 - Replacement of the Door Actuator as per AMM

MANPOWER	
TOTAL MAN-HOURS	2.70 h
ELAPSED TIME (HOURS)	1.95 h

CONF 024

(1) Modification of Door Actuator

(a) Task set A350-A-52-XX-P049-01000-93AA-A OPTION 1 - Modification of the Door Actuator in accordance with VSB

MANPOWER		
TOTAL MAN-HOURS		2.70 h
ELAPSED TIME (HOURS)		1.95 h
Additional man-hours related to Vendor SB; refer to:		
Modify the Actuator of PAX/Crew Doors in accordance with VSB	Ref. RATIER-FIGEAC (F0221) VSB FE396-52-01	BENCH

(b) Task set A350-A-52-XX-P049-01000-93AB-A OPTION 2 - Replacement of the Door Actuator as per AMM

MANPOWER	
TOTAL MAN-HOURS	2.70 h
ELAPSED TIME (HOURS)	1.95 h

CONF 025

(1) Modification of Door Actuator

(a) Task set A350-A-52-XX-P049-01000-93AA-A OPTION 1 - Modification of the Door Actuator in accordance with VSB

MANPOWER		
TOTAL MAN-HOURS		10.80 h
ELAPSED TIME (HOURS)		5.55 h
Additional man-hours related to Vendor SB; refer to:		
Modify the Actuator of PAX/Crew Doors in accordance with VSB	Ref. RATIER-FIGEAC (F0221) VSB FE396-52-01	BENCH

(b) Task set A350-A-52-XX-P049-01000-93AB-A OPTION 2 - Replacement of the Door Actuator as per AMM

MANPOWER	
TOTAL MAN-HOURS	10.80 h
ELAPSED TIME (HOURS)	5.55 h

CONF 026

(1) Modification of Door Actuator

(a) Task set A350-A-52-XX-P049-01000-93AA-A OPTION 1 - Modification of the Door Actuator in accordance with VSB

MANPOWER		
TOTAL MAN-HOURS		9.45 h
ELAPSED TIME (HOURS)		4.95 h
Additional man-hours related to Vendor SB; refer to:		
Modify the Actuator of PAX/Crew Doors in accordance with VSB	Ref. RATIER-FIGEAC (F0221) VSB FE396-52-01	BENCH

(b) Task set A350-A-52-XX-P049-01000-93AB-A OPTION 2 - Replacement of the Door Actuator as per AMM

MANPOWER	
TOTAL MAN-HOURS	9.45 h
ELAPSED TIME (HOURS)	4.95 h

CONF ALL

J. GENERAL OVERVIEW

CONF 001 025

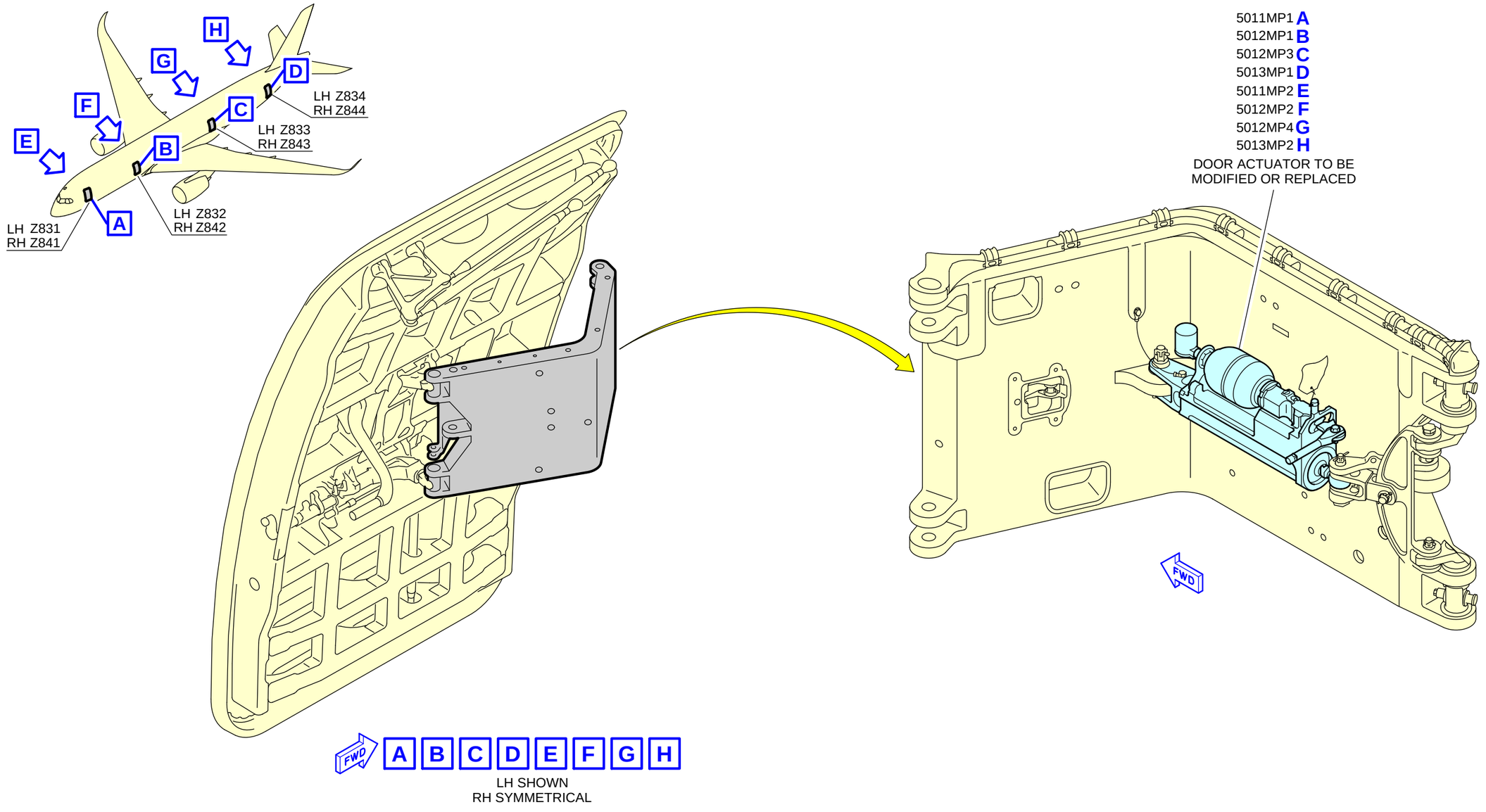

ICN-A350-A-52XXP049-A-FAPE3-05PKR-A-001-01

Figure ICN-A350-A-52XXP049-A-FAPE3-05PKR-A-001-01 SHEET 1/1

CONF 002 026

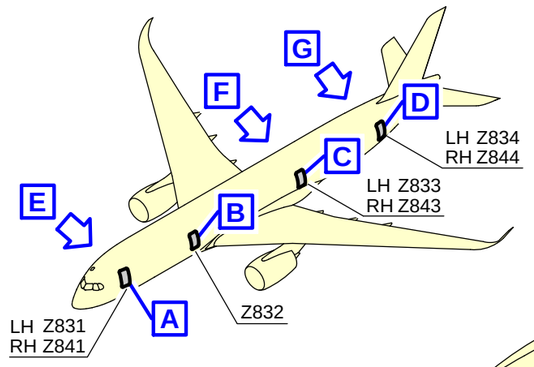

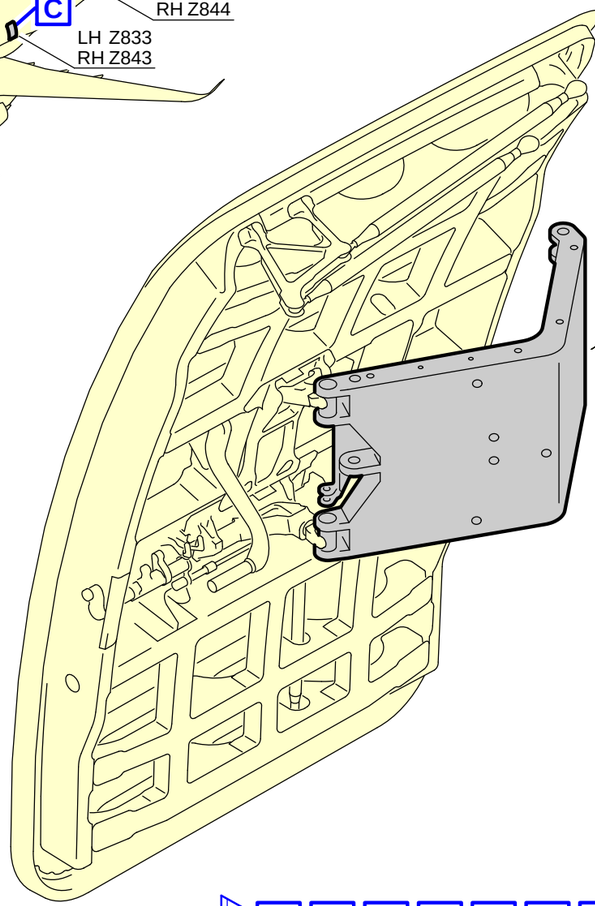

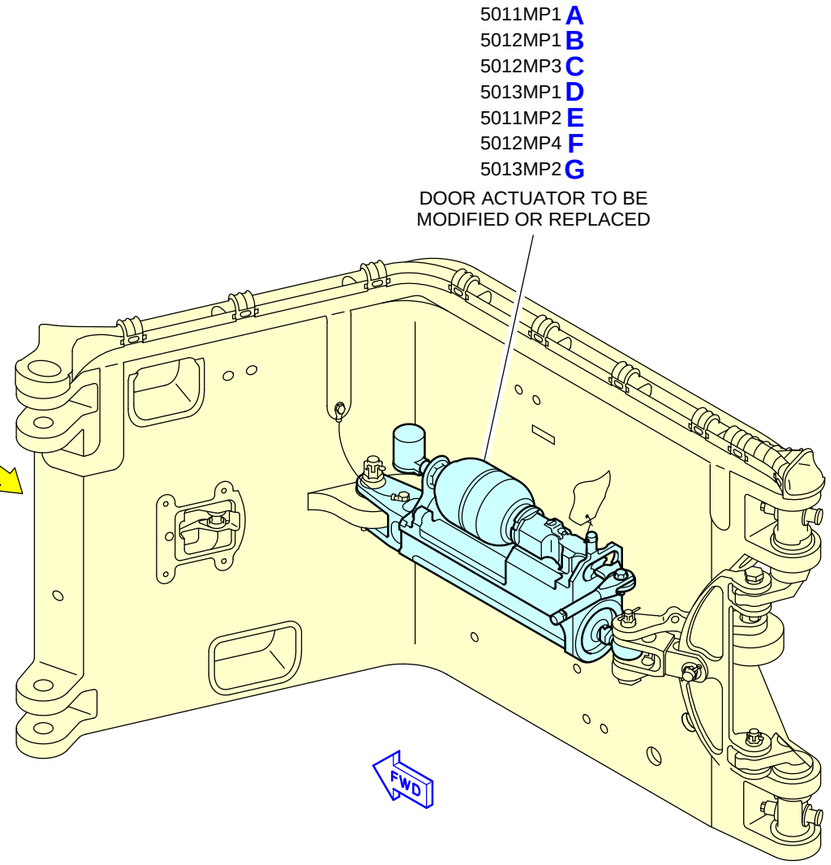

FWD A B C D E F G

LH SHOWN
RH SYMMETRICAL

ICN-A350-A-52XXP049-A-FAPE3-05PKQ-A-001-01

Figure ICN-A350-A-52XXP049-A-FAPE3-05PKQ-A-001-01 SHEET 1/1

CONF 003

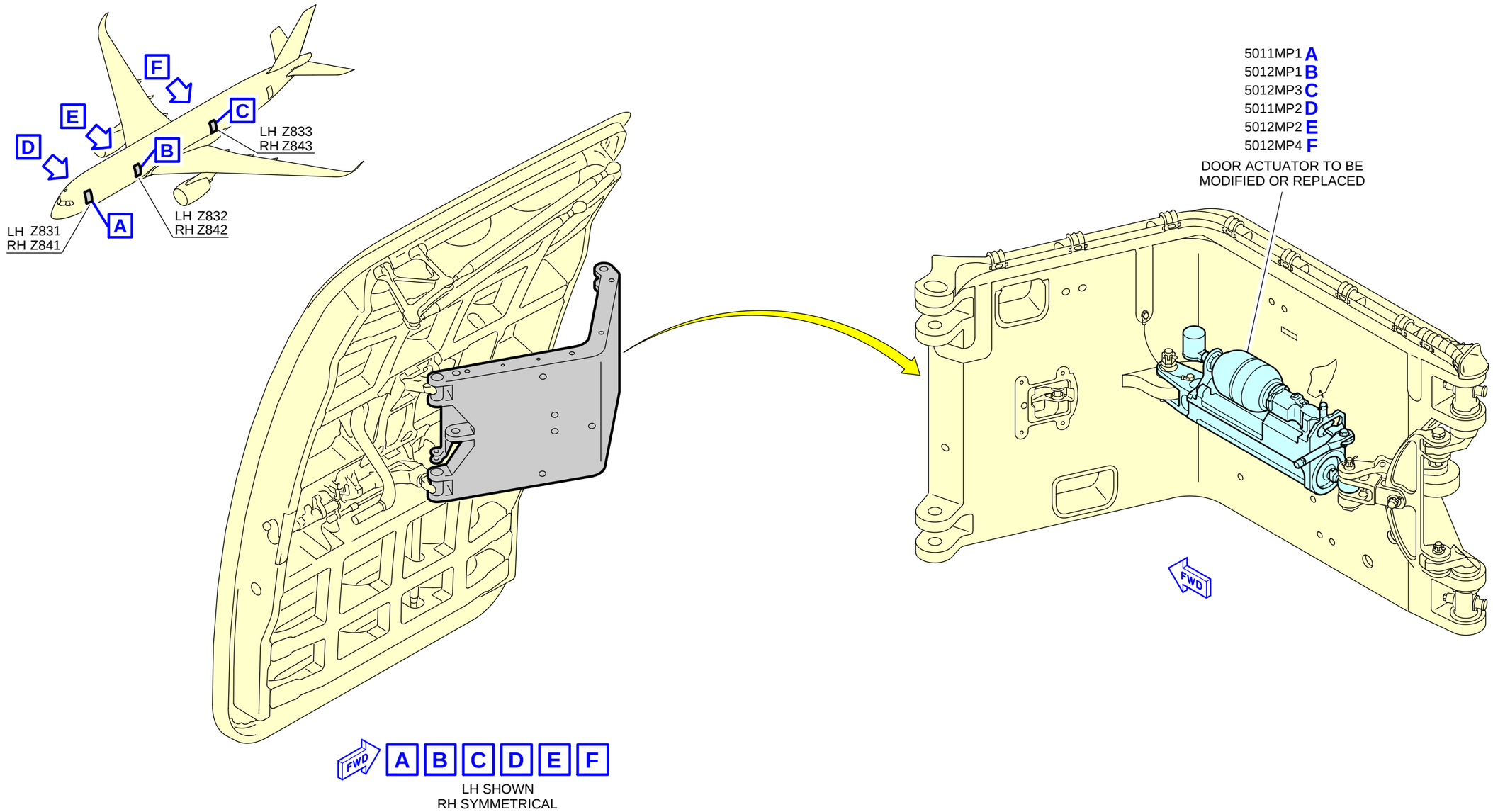

ICN-A350-A-52XXP049-A-FAPE3-05PKU-A-001-01

CONF 004

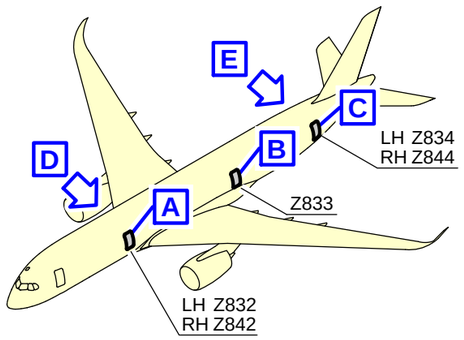

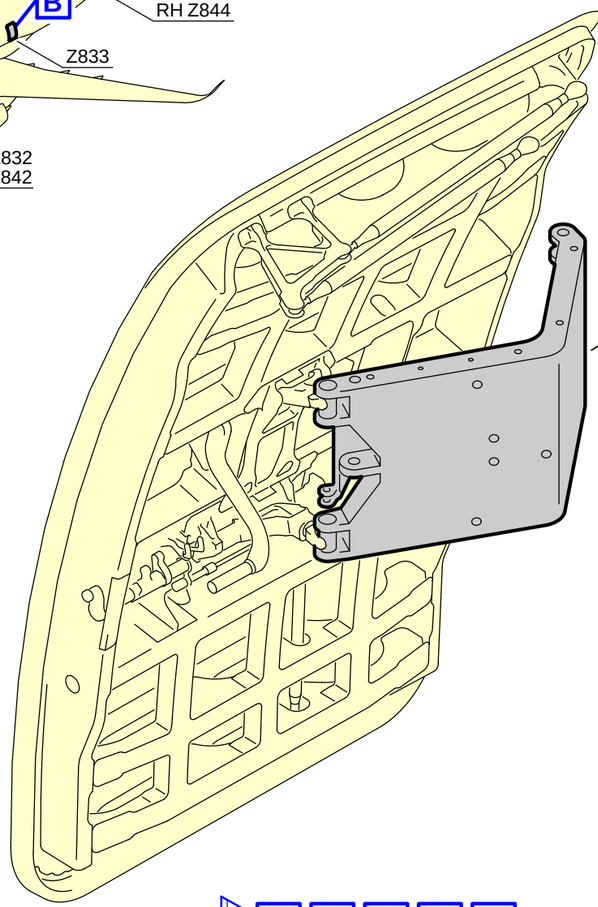

LH SHOWN
RH SYMMETRICAL

5012MP1 A
5012MP3 B
5013MP1 C
5012MP2 D
5013MP2 E

DOOR ACTUATOR TO BE
MODIFIED OR REPLACED

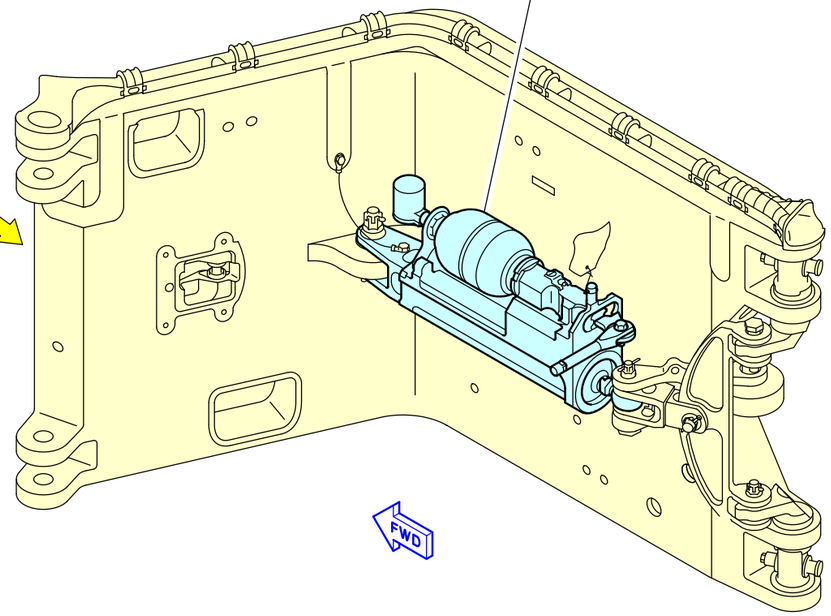

ICN-A350-A-52XXP049-A-FAPE3-05PKV-A-001-01

CONF 005

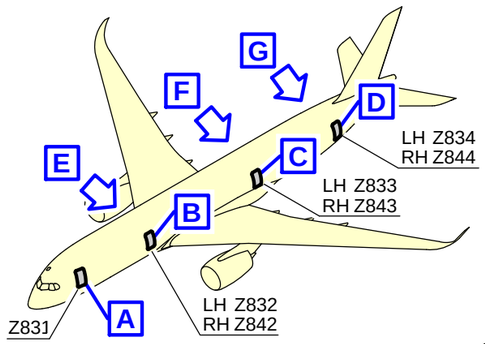

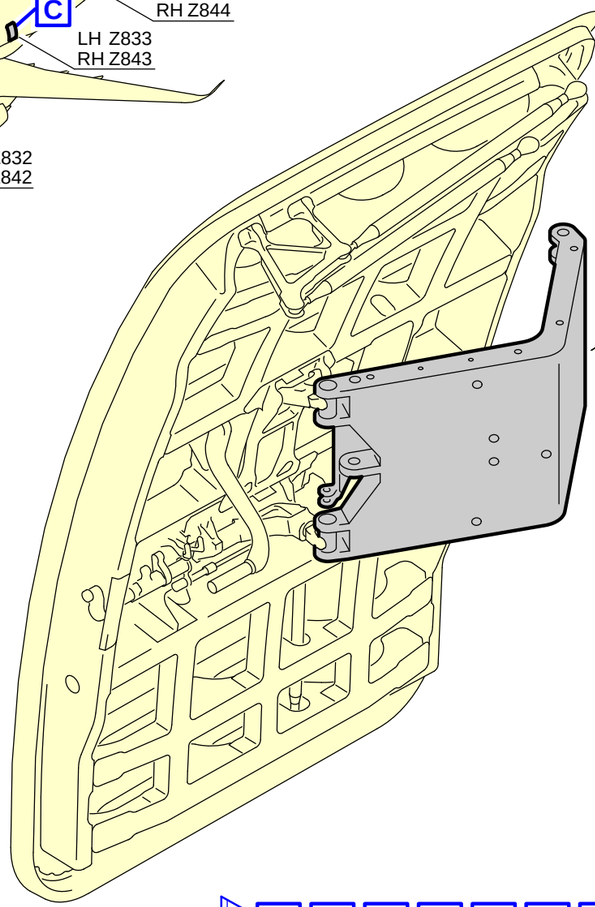

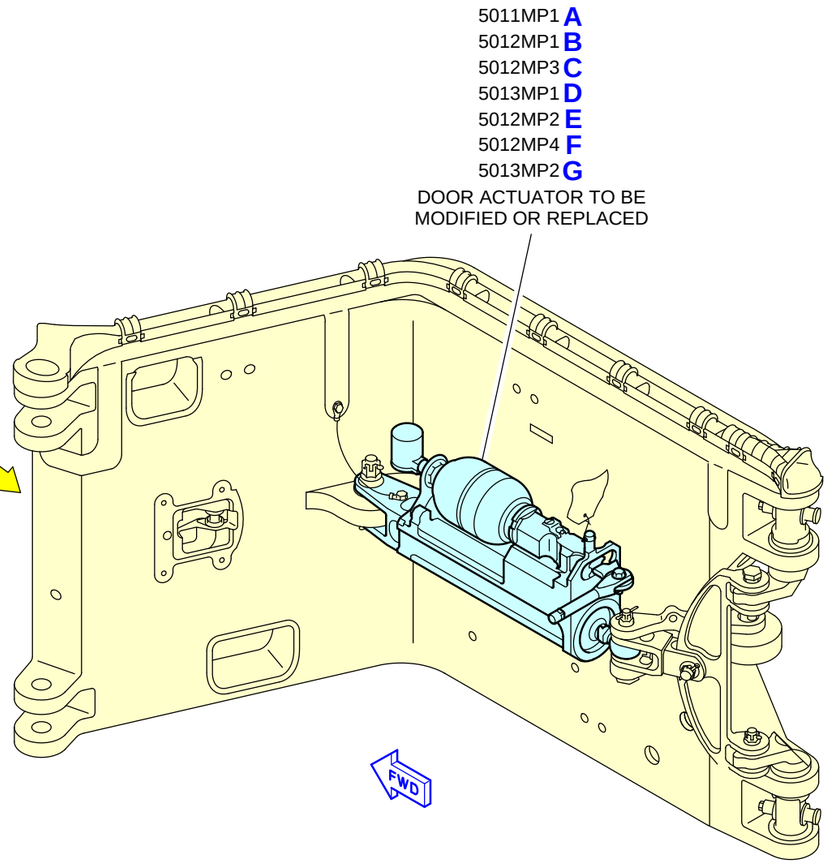

FWD A B C D E F G

LH SHOWN
RH SYMMETRICAL

ICN-A350-A-52XXP049-A-FAPE3-05PKW-A-001-01

CONF 006

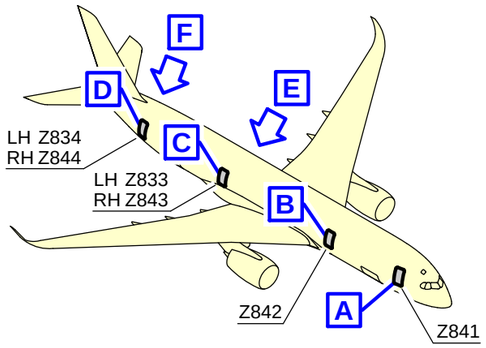

5011MP2 A
5012MP2 B
5012MP4 C
5013MP2 D
5012MP3 E
5013MP1 F
DOOR ACTUATOR TO BE
MODIFIED OR REPLACED

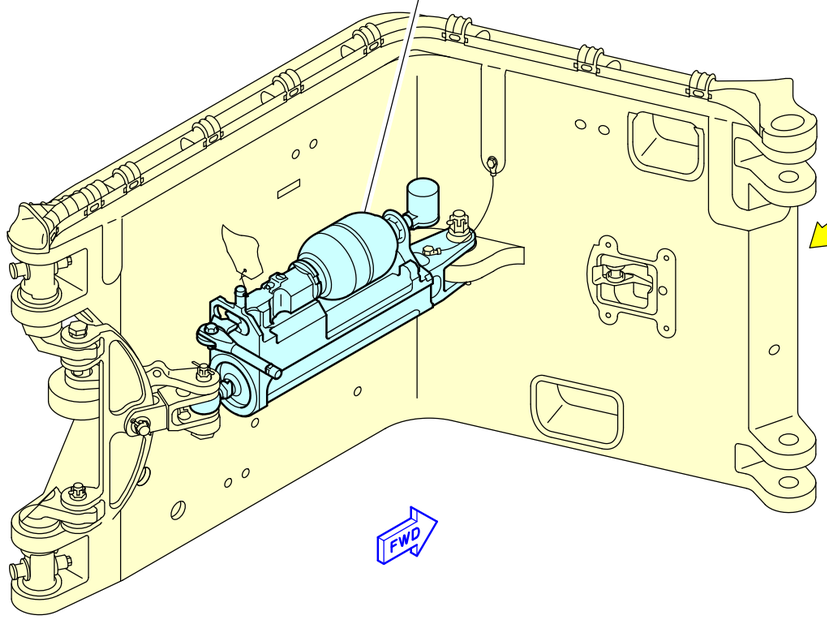

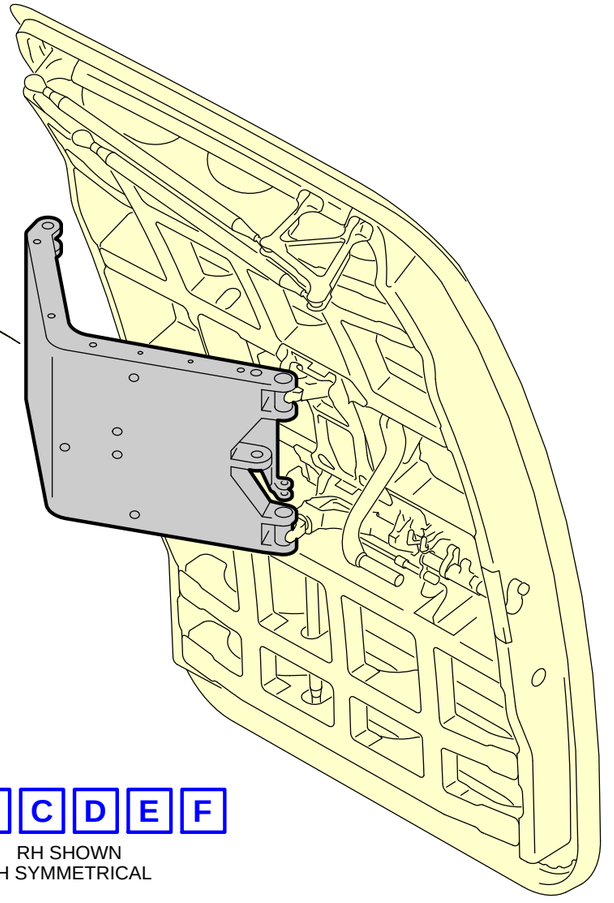

RH SHOWN
LH SYMMETRICAL

ICN-A350-A-52XXP049-A-FAPE3-05PM5-A-001-01

Figure ICN-A350-A-52XXP049-A-FAPE3-05PM5-A-001-01 SHEET 1/1

CONF 007

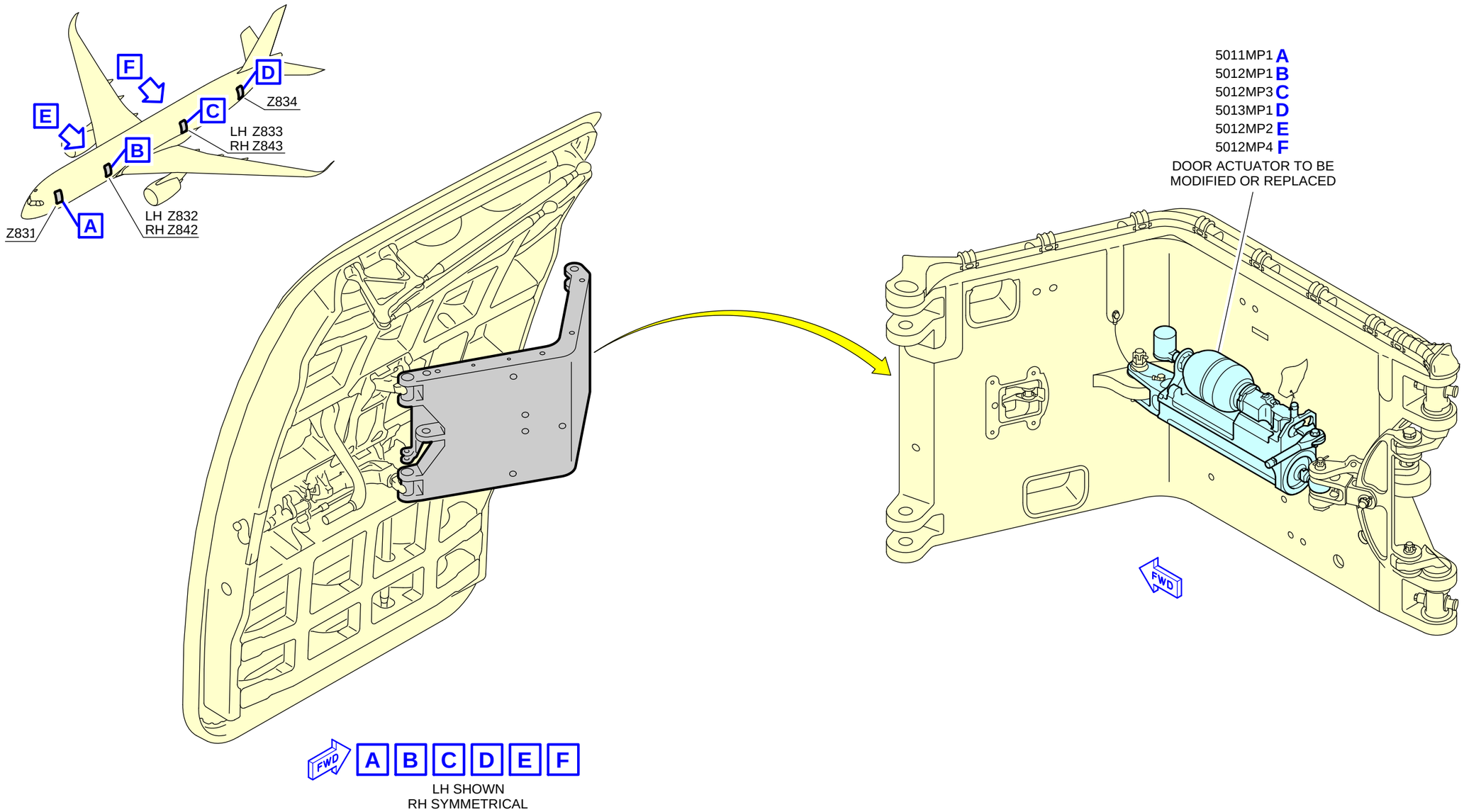

ICN-A350-A-52XXP049-A-FAPE3-05PKS-A-001-01

Figure ICN-A350-A-52XXP049-A-FAPE3-05PKS-A-001-01 SHEET 1/1

CONF 008

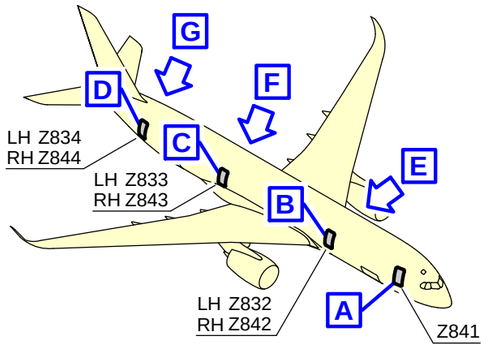

5011MP2 **A**
5012MP2 **B**
5012MP4 **C**
5013MP2 **D**
5012MP1 **E**
5012MP3 **F**
5013MP1 **G**
DOOR ACTUATOR TO BE
MODIFIED OR REPLACED

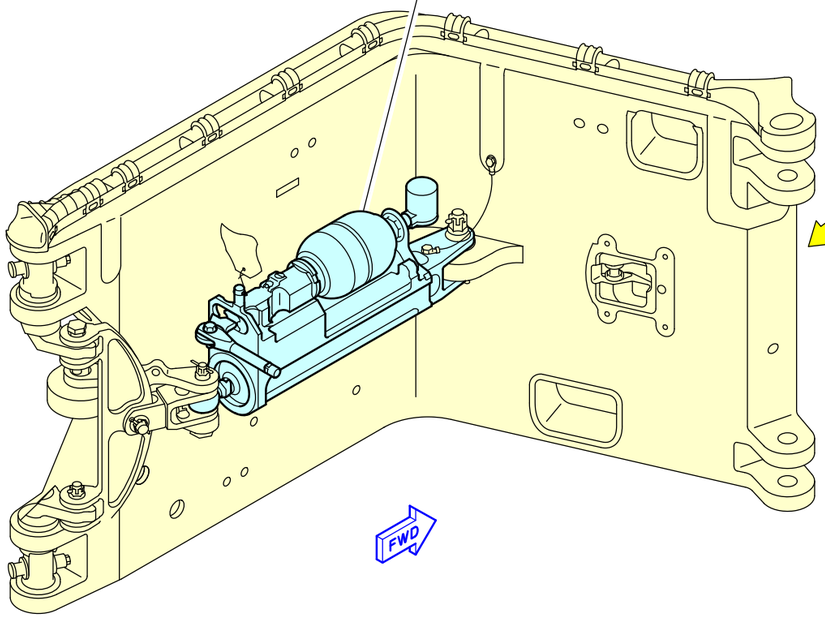

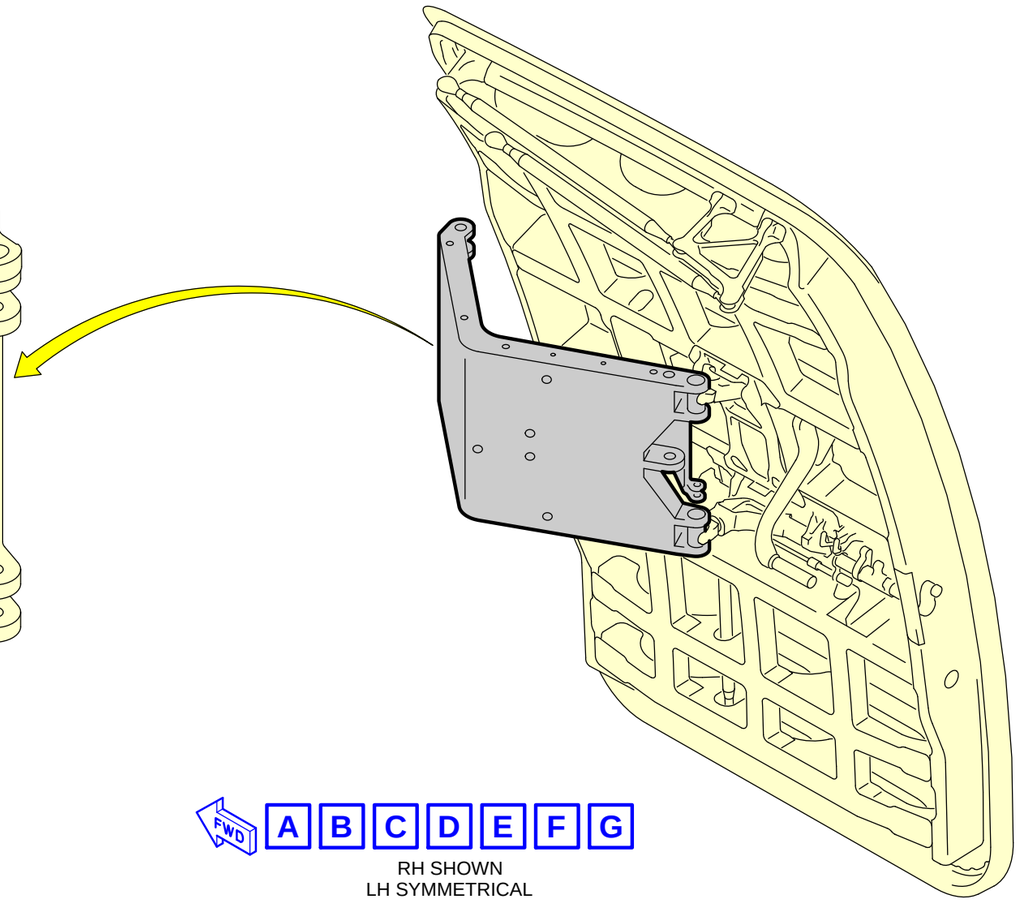

RH SHOWN
LH SYMMETRICAL

ICN-A350-A-52XXP049-A-FAPE3-05PM3-A-001-01

Figure ICN-A350-A-52XXP049-A-FAPE3-05PM3-A-001-01 SHEET 1/1

CONF 009

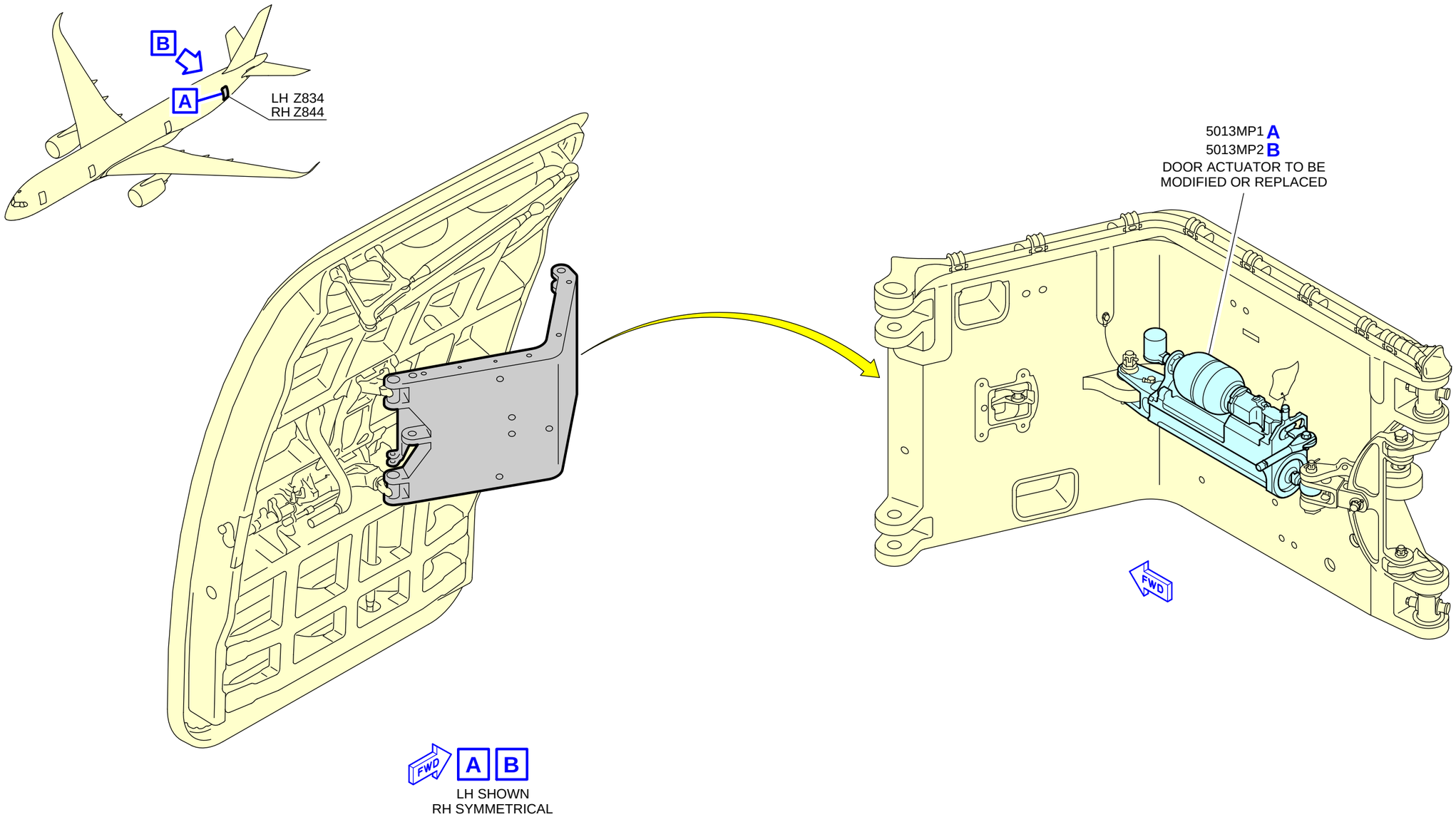

ICN-A350-A-52XXP049-A-FAPE3-05PKT-A-001-01

Figure ICN-A350-A-52XXP049-A-FAPE3-05PKT-A-001-01 SHEET 1/1

CONF 010

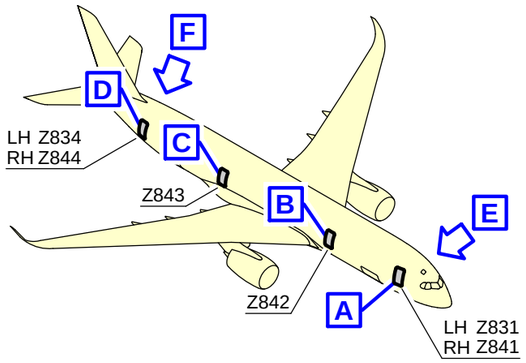

5011MP2 **A**
5012MP2 **B**
5012MP4 **C**
5013MP2 **D**
5011MP1 **E**
5013MP1 **F**
DOOR ACTUATOR TO BE MODIFIED OR REPLACED

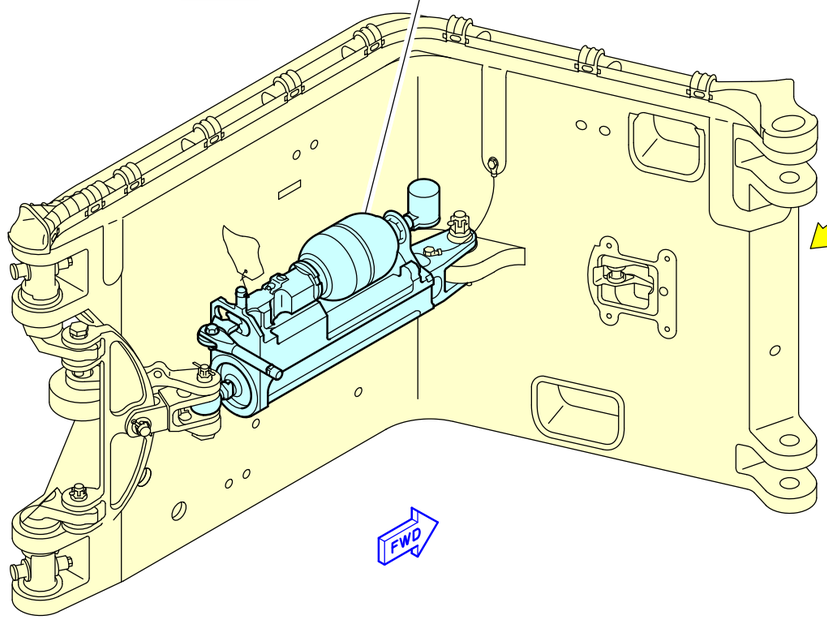

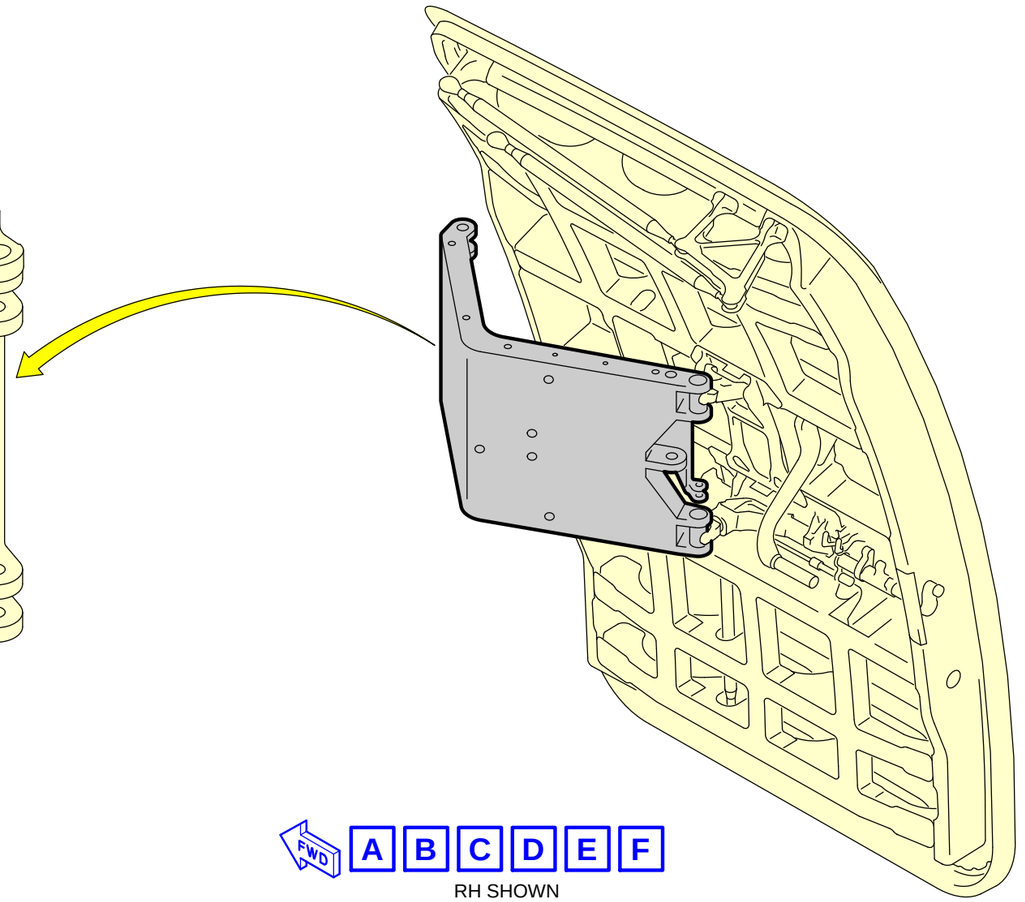

FWD **A B C D E F**

RH SHOWN
LH SYMMETRICAL

ICN-A350-A-52XXP049-A-FAPE3-05PF4-A-001-01

Figure ICN-A350-A-52XXP049-A-FAPE3-05PF4-A-001-01 SHEET 1/1

CONF 011

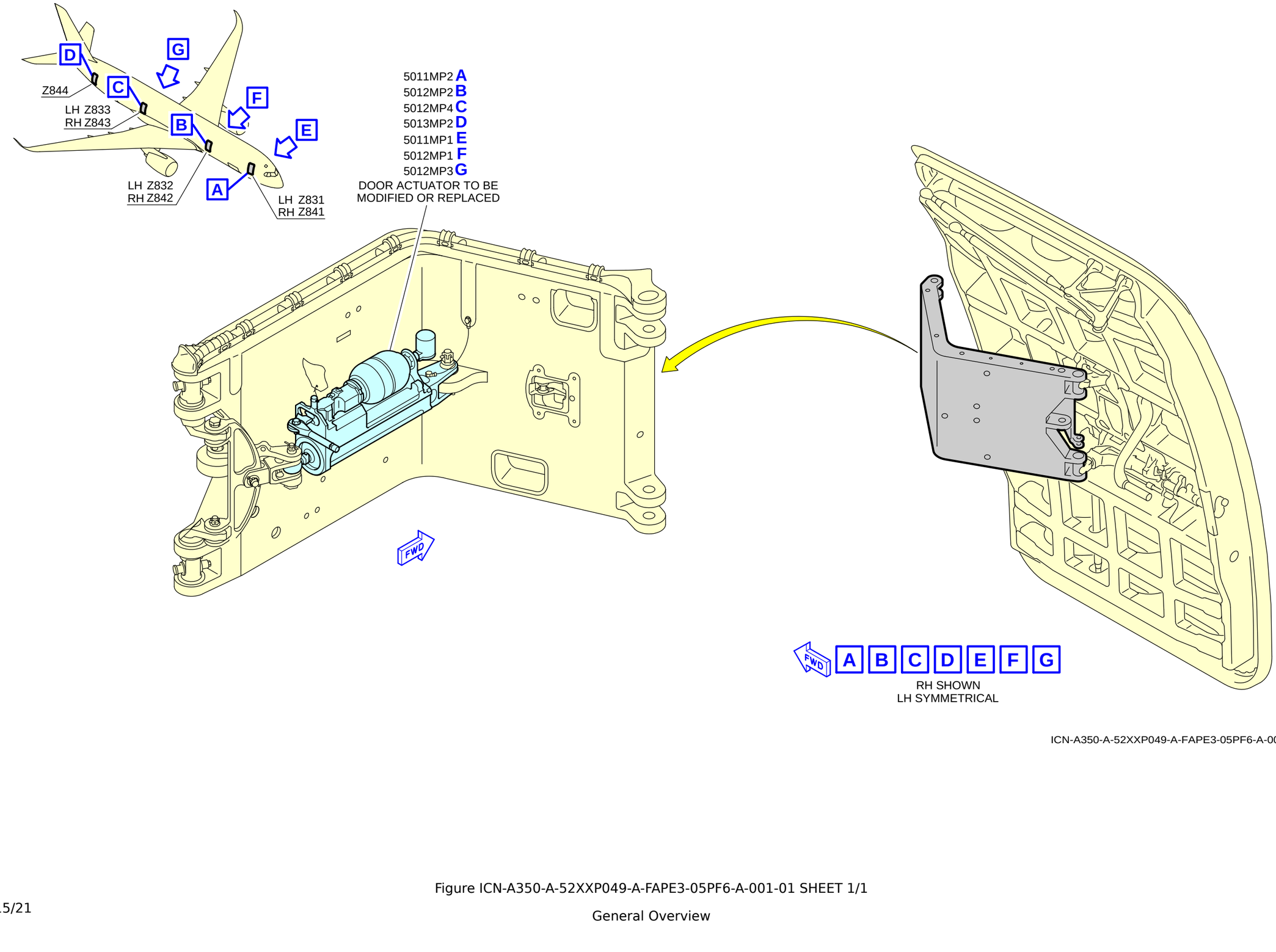

ICN-A350-A-52XXP049-A-FAPE3-05PF6-A-001-01

Figure ICN-A350-A-52XXP049-A-FAPE3-05PF6-A-001-01 SHEET 1/1

General Overview

CONF 012

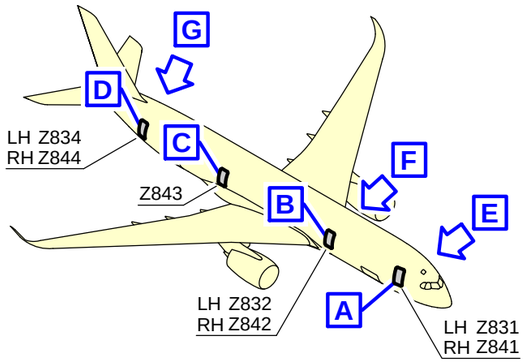

5011MP2 **A**
5012MP2 **B**
5012MP4 **C**
5013MP2 **D**
5011MP1 **E**
5012MP1 **F**
5013MP1 **G**
DOOR ACTUATOR TO BE
MODIFIED OR REPLACED

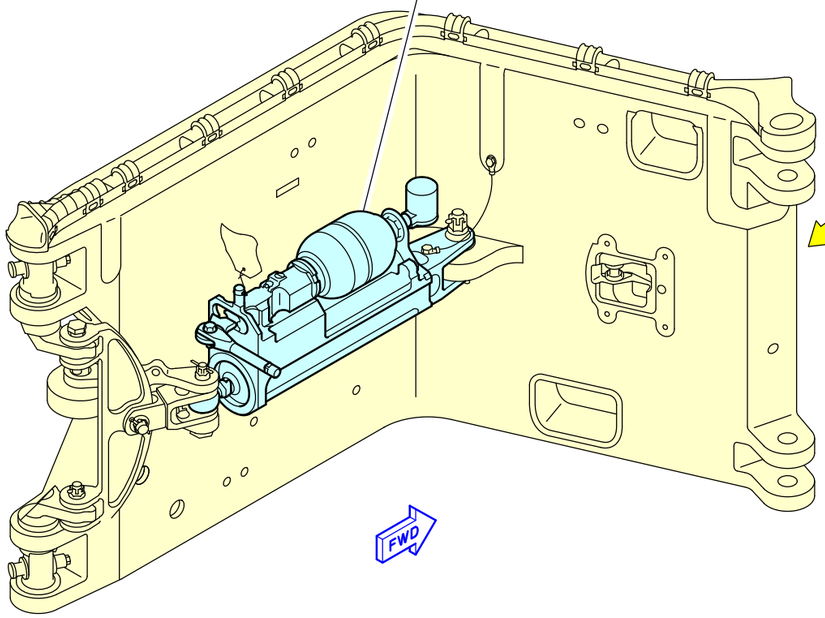

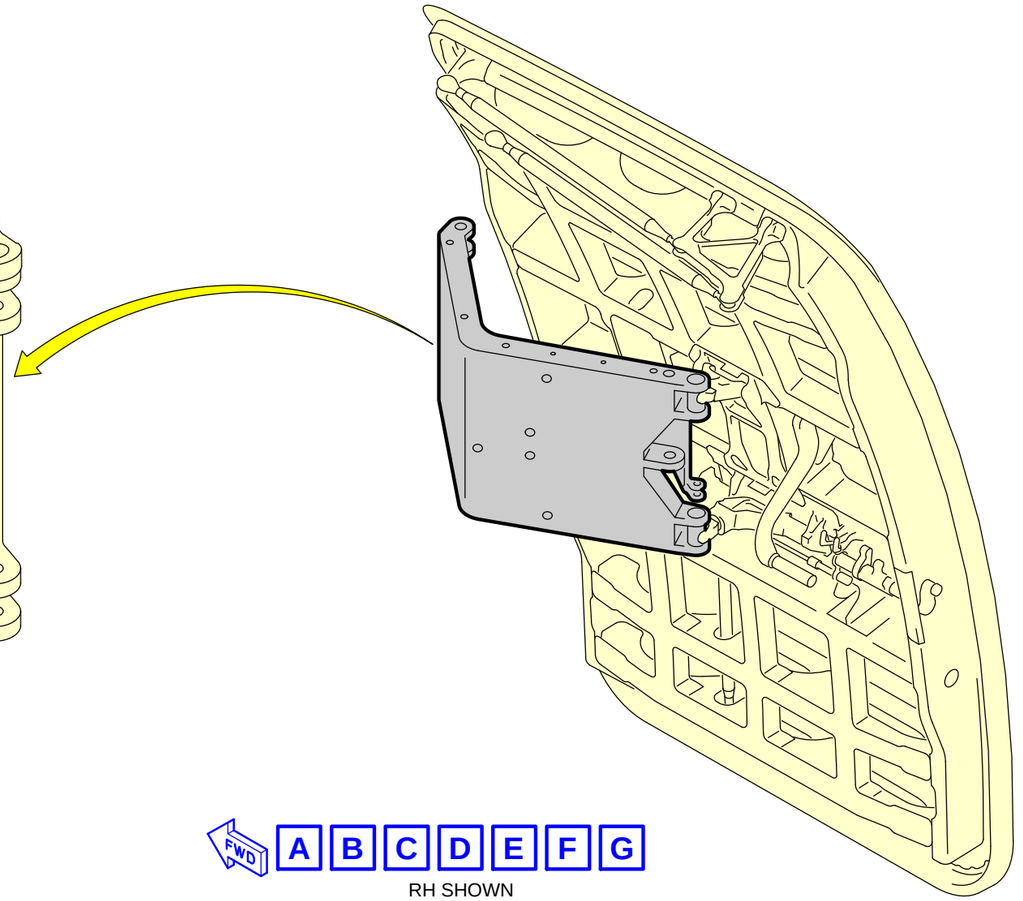

RH SHOWN
LH SYMMETRICAL

ICN-A350-A-52XXP049-A-FAPE3-05PM4-A-001-01

Figure ICN-A350-A-52XXP049-A-FAPE3-05PM4-A-001-01 SHEET 1/1

CONF 013

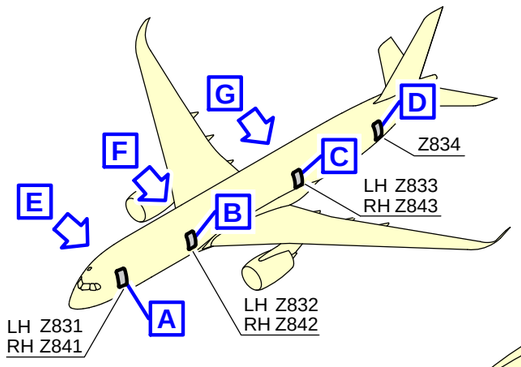

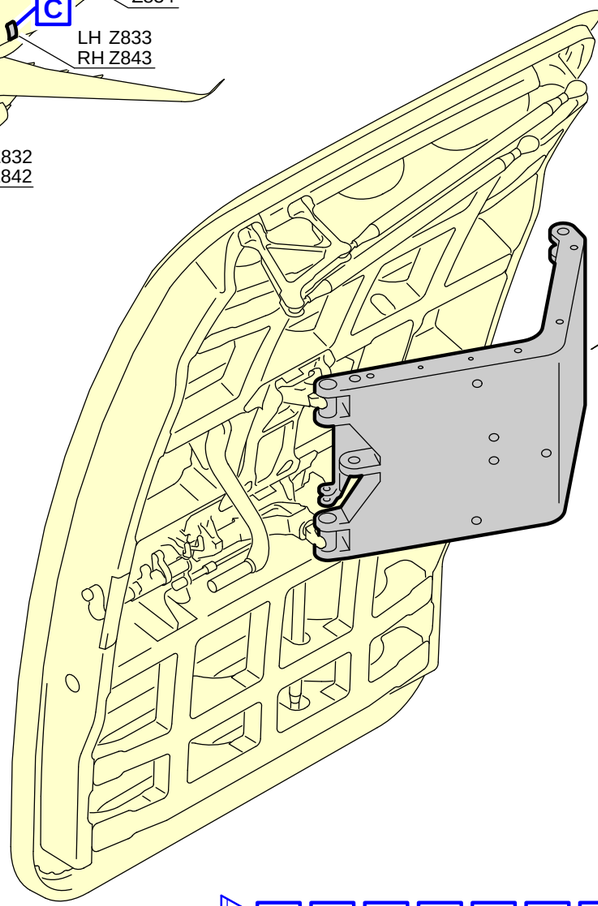

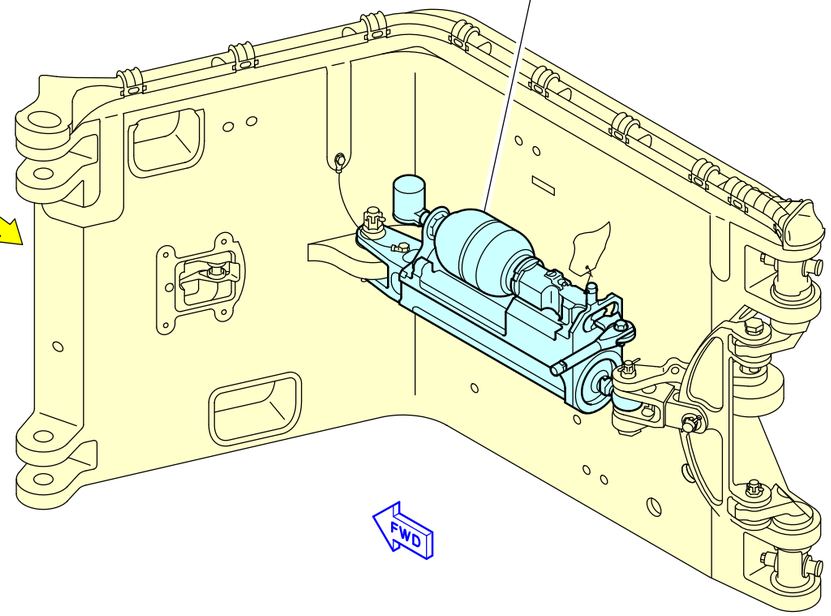

FWD A B C D E F G

LH SHOWN
RH SYMMETRICAL

ICN-A350-A-52XXP049-A-FAPE3-05PDR-A-001-01

CONF 014

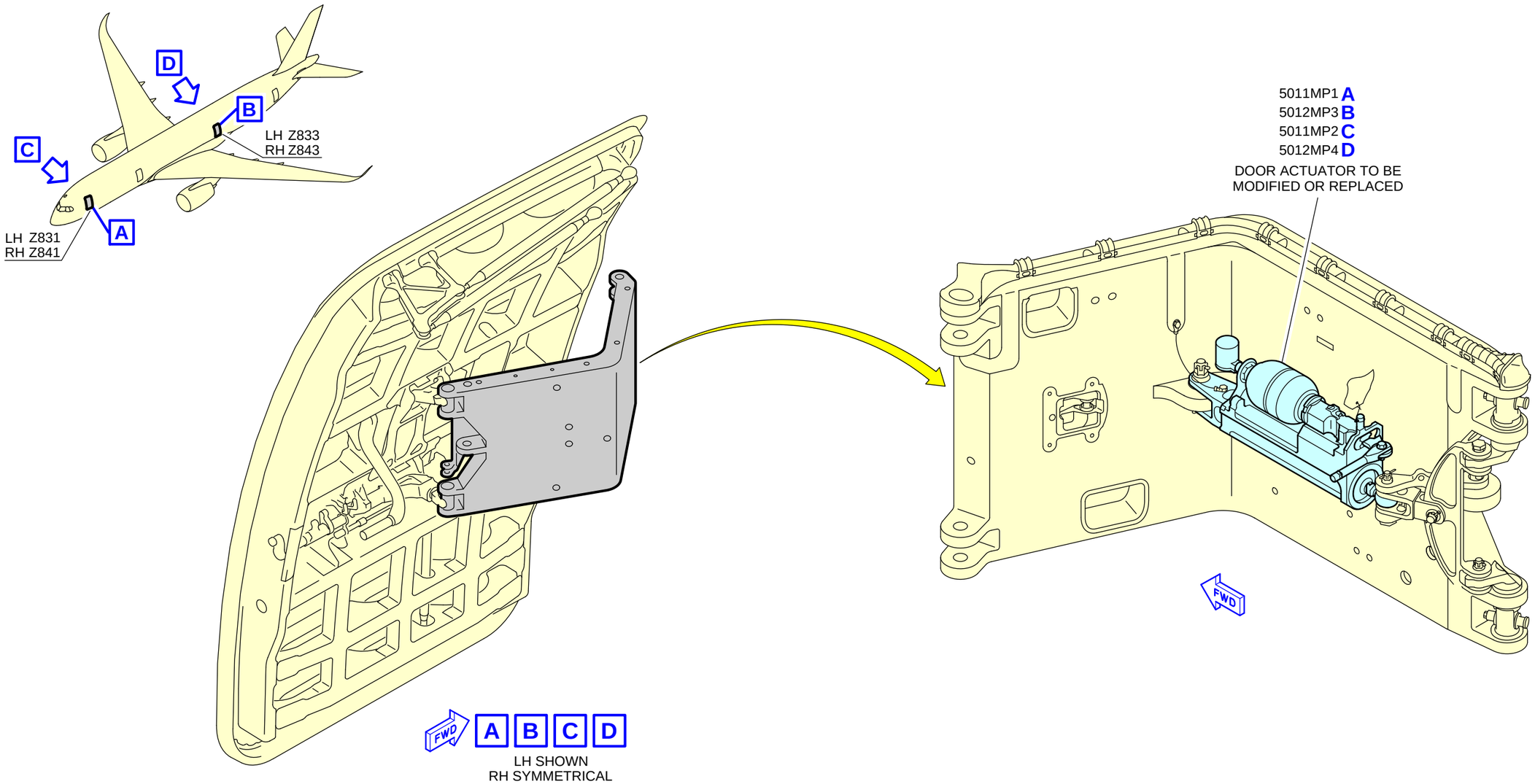

ICN-A350-A-52XXP049-A-FAPE3-05PKO-A-001-01

CONF 015

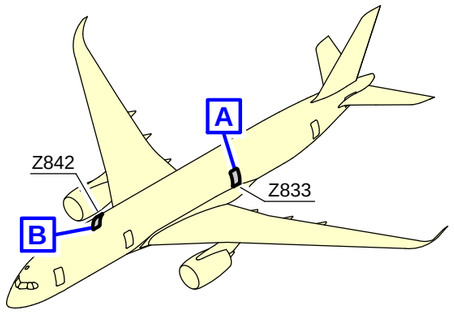

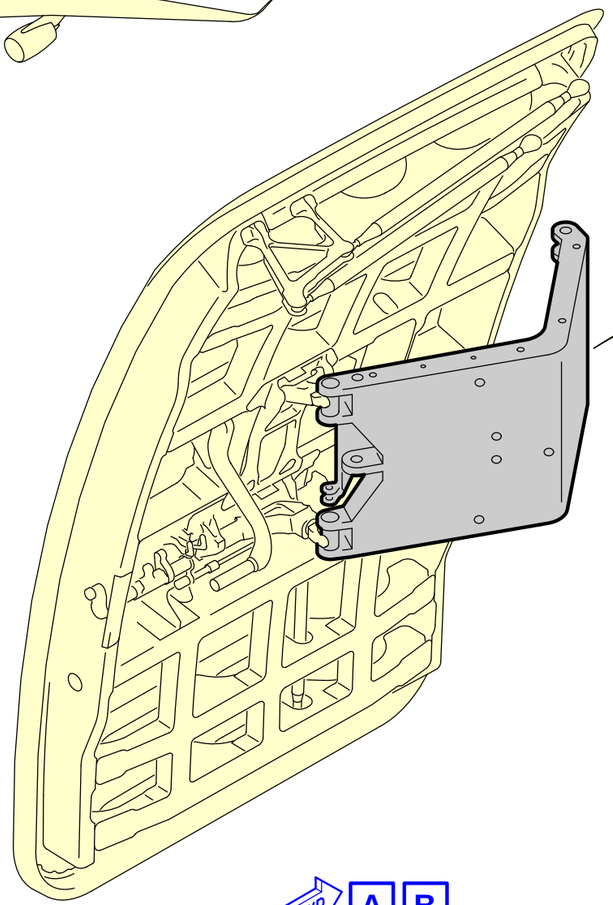

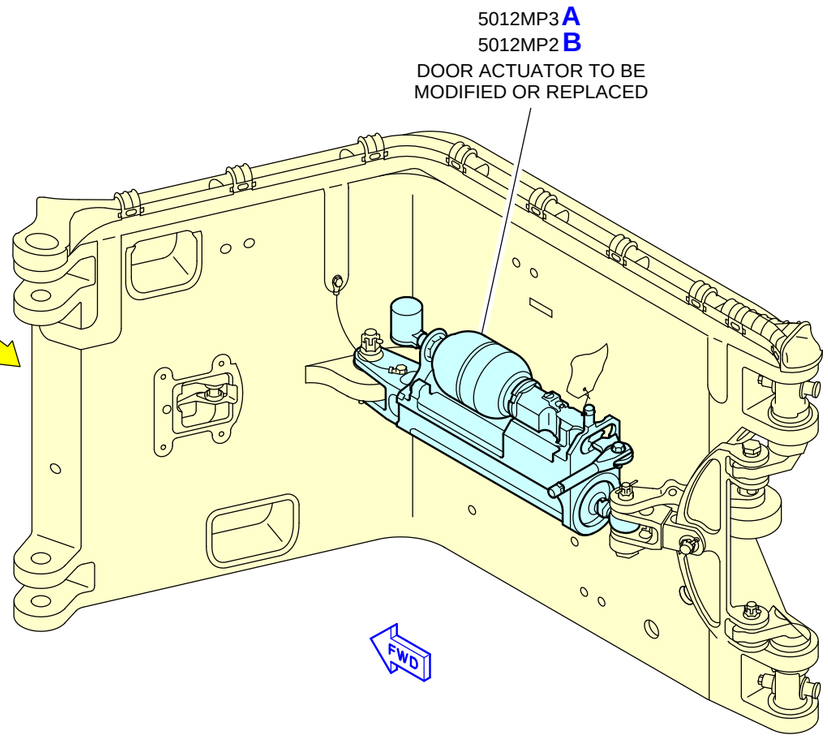

FWD A B
LH SHOWN
RH SYMMETRICAL

ICN-A350-A-52XXP049-A-FAPE3-05PMB-A-001-01

Figure ICN-A350-A-52XXP049-A-FAPE3-05PMB-A-001-01 SHEET 1/1

CONF 016

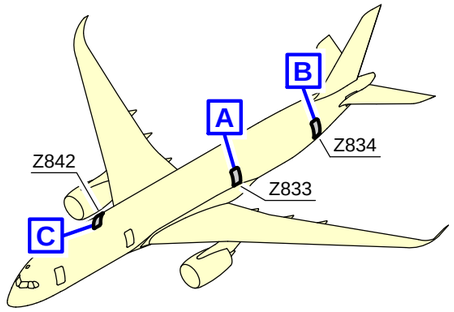

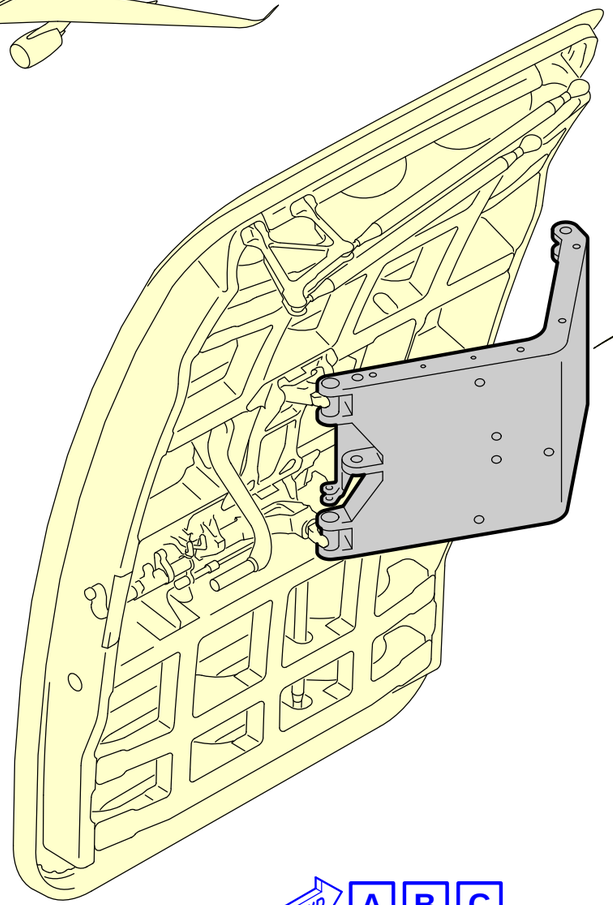

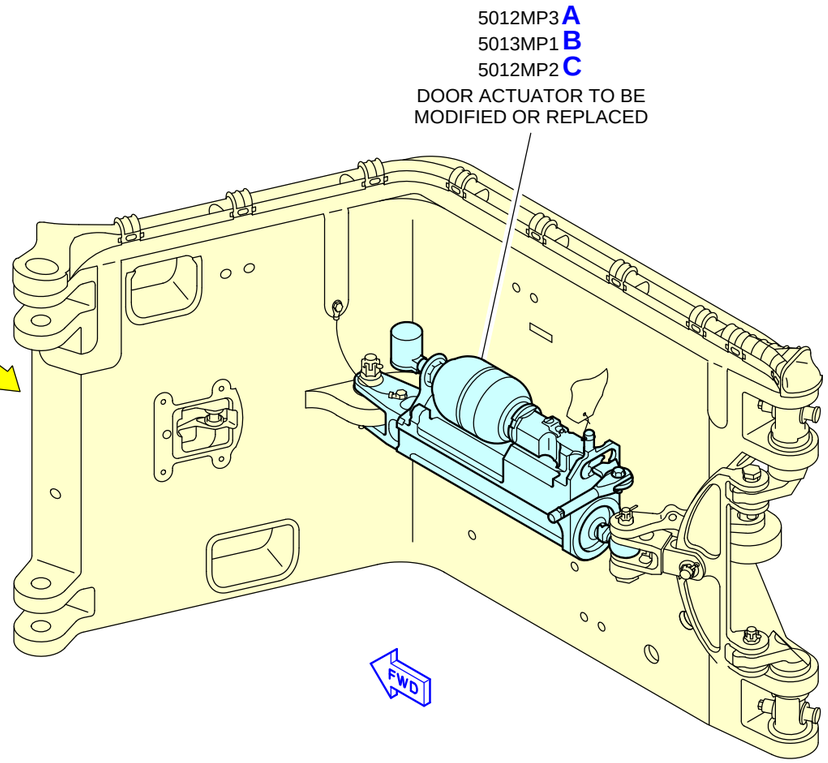

FWD A B C
LH SHOWN
RH SYMMETRICAL

ICN-A350-A-52XXP049-A-FAPE3-05PHJ-A-001-01

Figure ICN-A350-A-52XXP049-A-FAPE3-05PHJ-A-001-01 SHEET 1/1

CONF 017

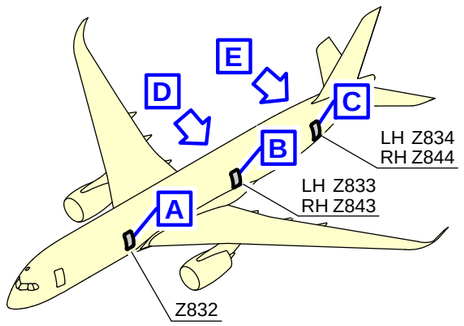

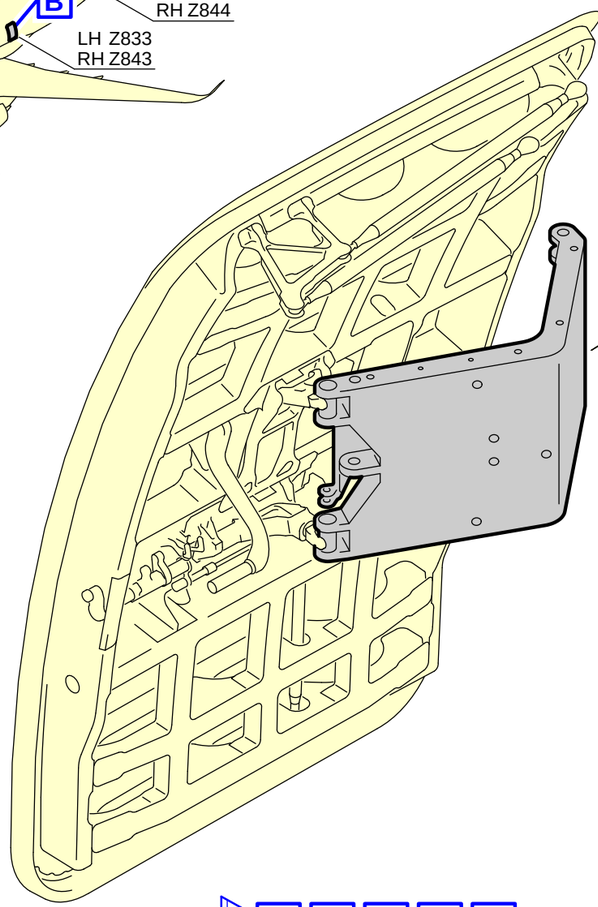

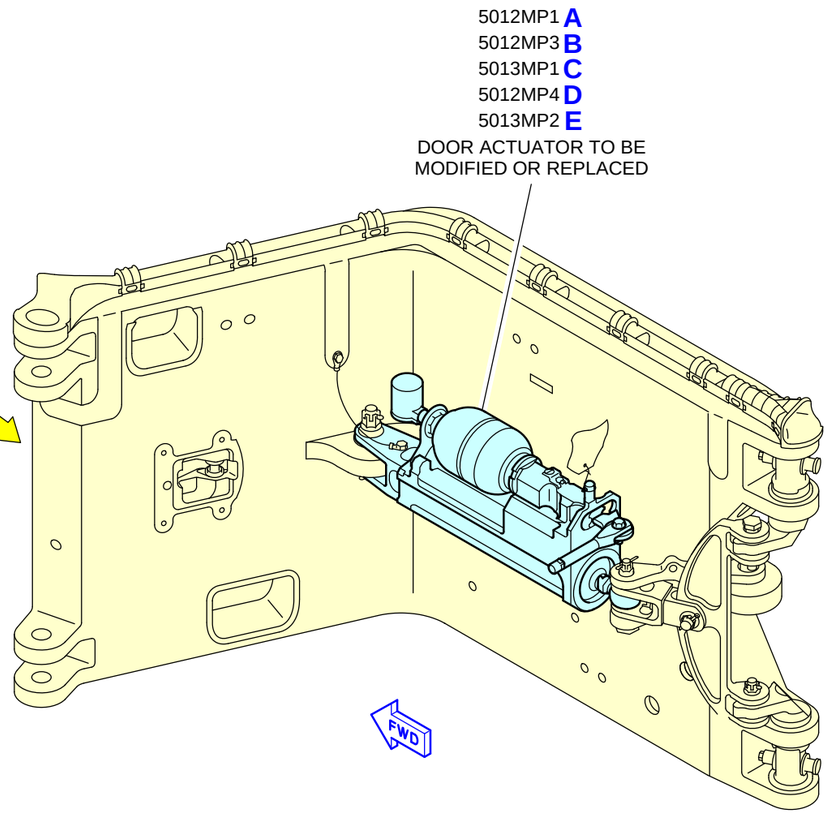

FWD A B C D E

LH SHOWN
RH SYMMETRICAL

ICN-A350-A-52XXP049-A-FAPE3-05PKP-A-001-01

CONF 018

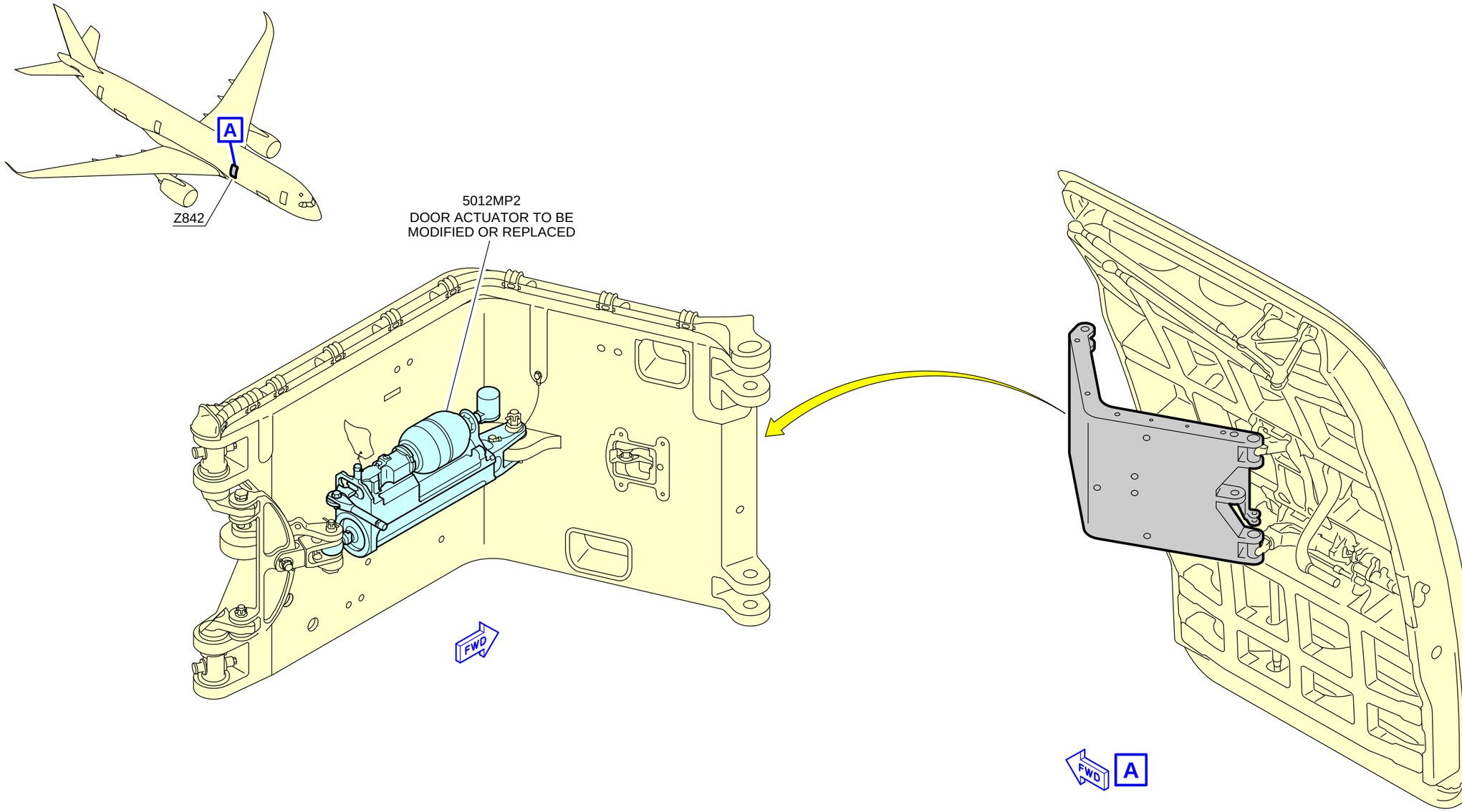

ICN-A350-A-52XXP049-A-FAPE3-05PME-A-001-01

Figure ICN-A350-A-52XXP049-A-FAPE3-05PME-A-001-01 SHEET 1/1

General Overview

CONF 019

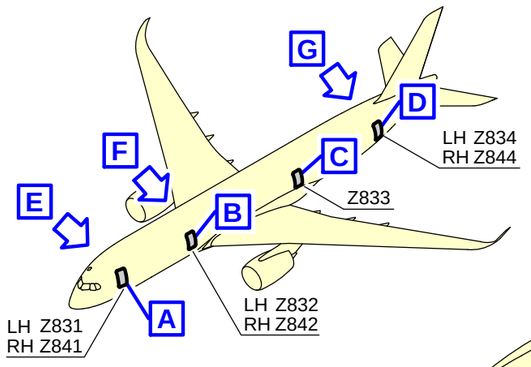

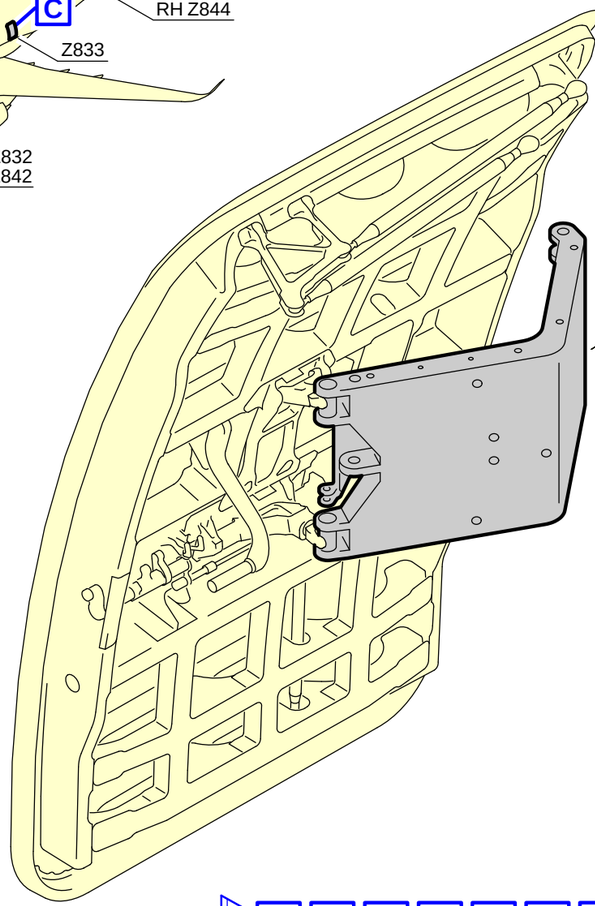

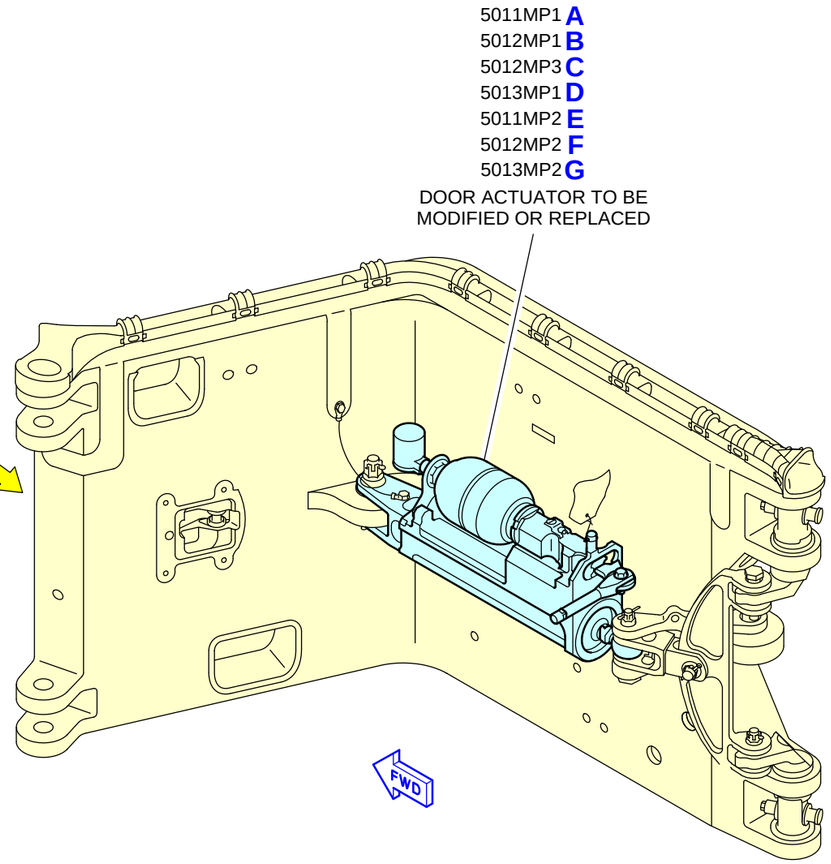

FWD A B C D E F G

LH SHOWN
RH SYMMETRICAL

ICN-A350-A-52XXP049-A-FAPE3-05PMD-A-001-01

CONF 020

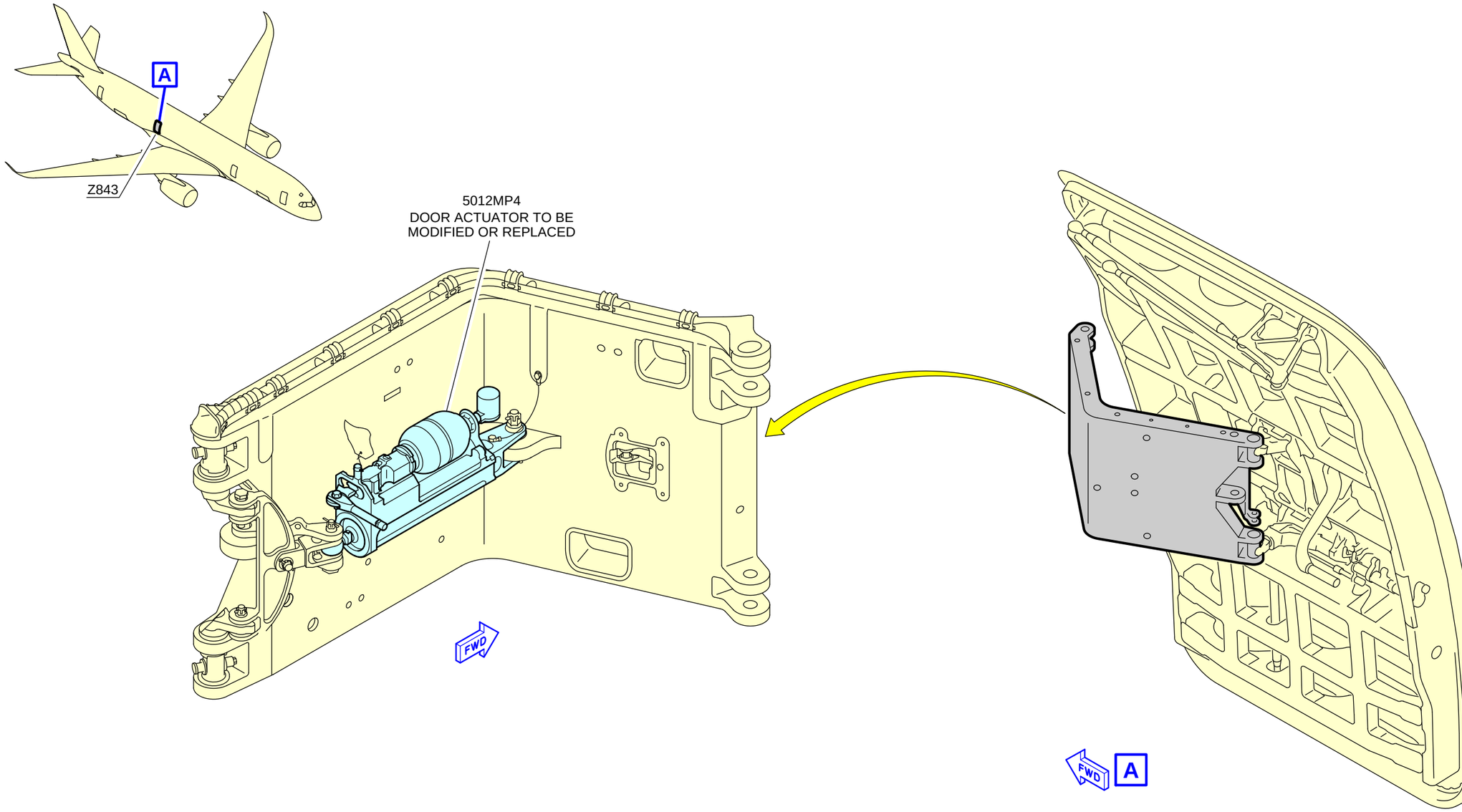

ICN-A350-A-52XXP049-A-FAPE3-05PM6-A-001-01

Figure ICN-A350-A-52XXP049-A-FAPE3-05PM6-A-001-01 SHEET 1/1

General Overview

CONF 021

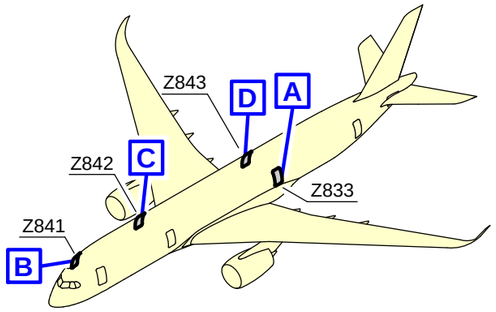

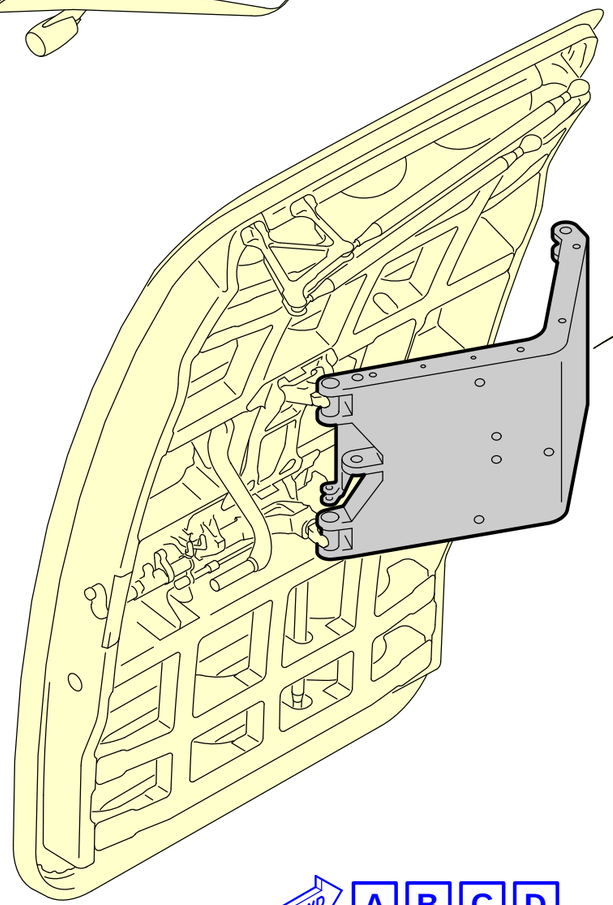

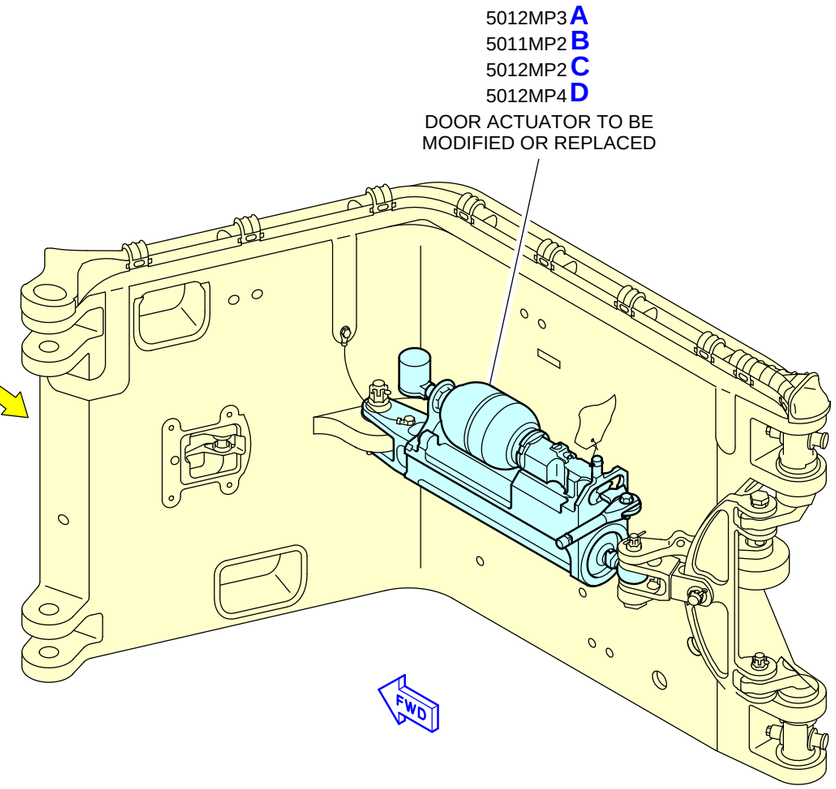

FWD A B C D

LH SHOWN
RH SYMMETRICAL

ICN-A350-A-52XXP049-A-FAPE3-05PMF-A-001-01

Figure ICN-A350-A-52XXP049-A-FAPE3-05PMF-A-001-01 SHEET 1/1

CONF 022

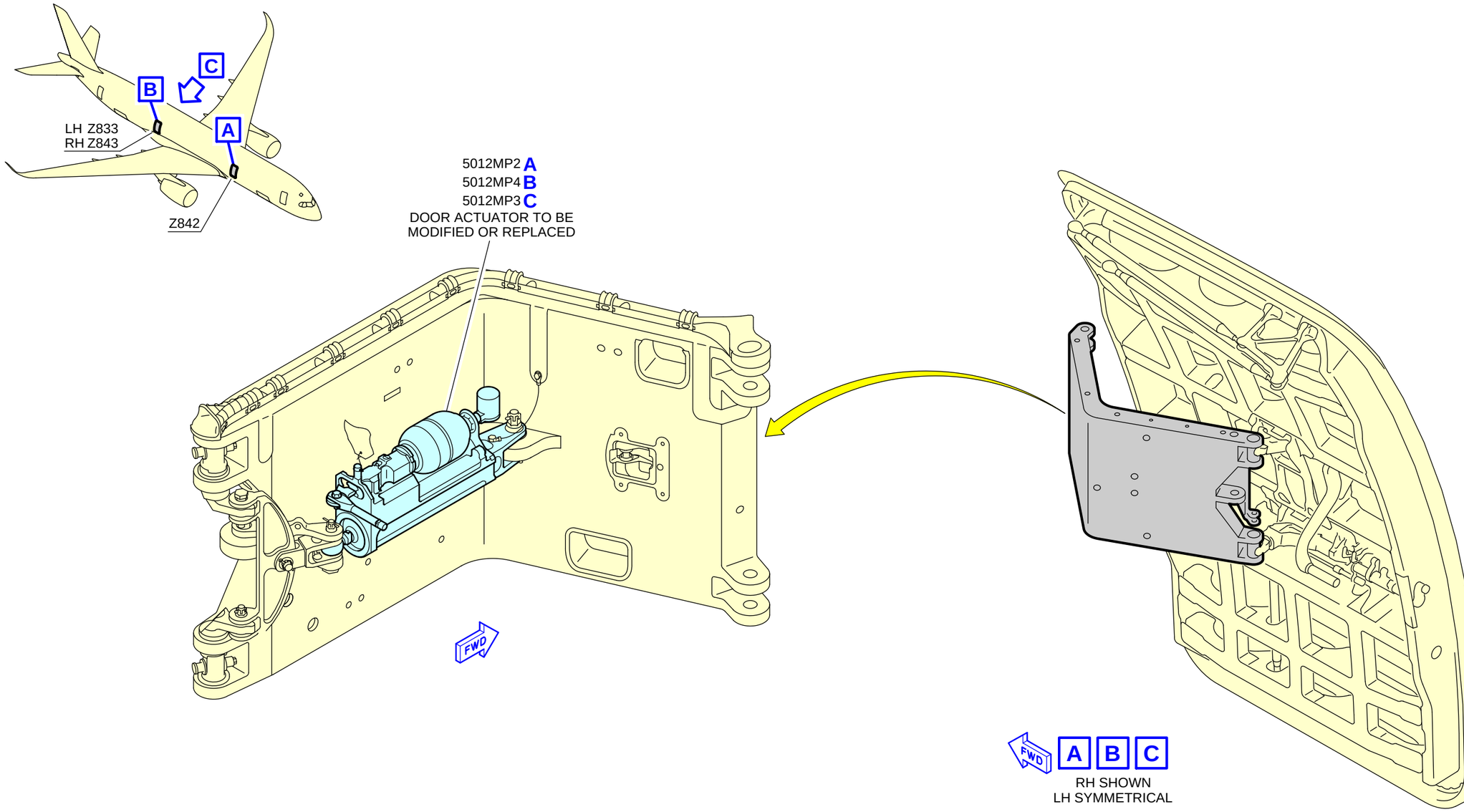

ICN-A350-A-52XXP049-A-FAPE3-05PHR-A-001-01

Figure ICN-A350-A-52XXP049-A-FAPE3-05PHR-A-001-01 SHEET 1/1

General Overview

CONF 023

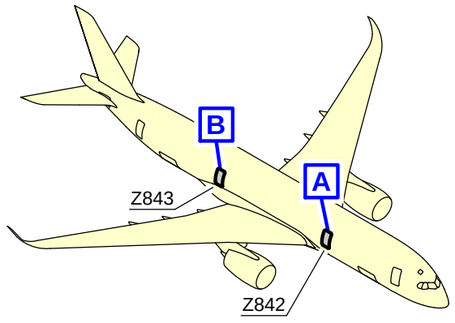

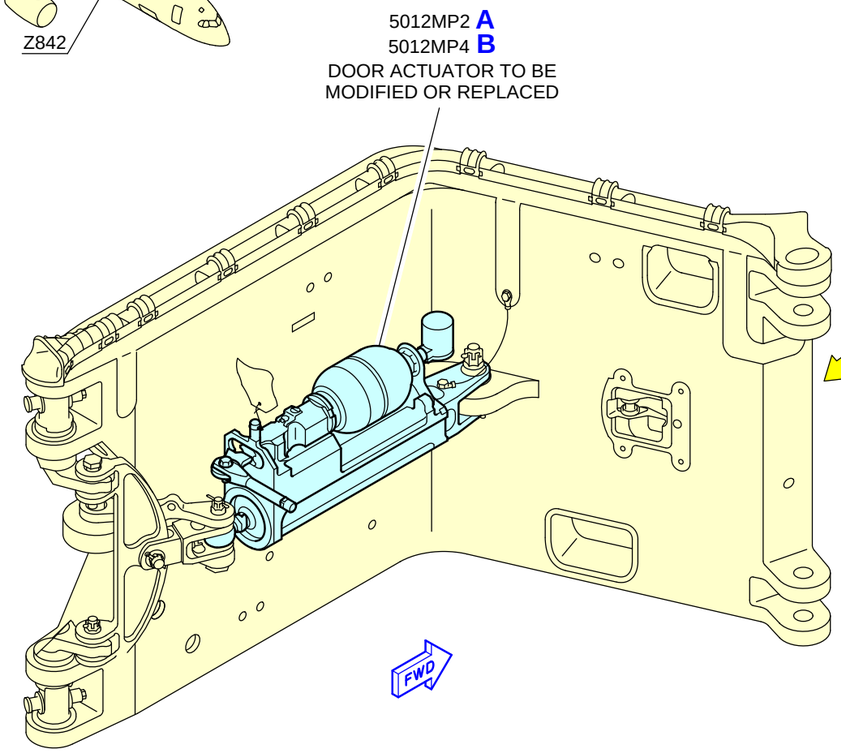

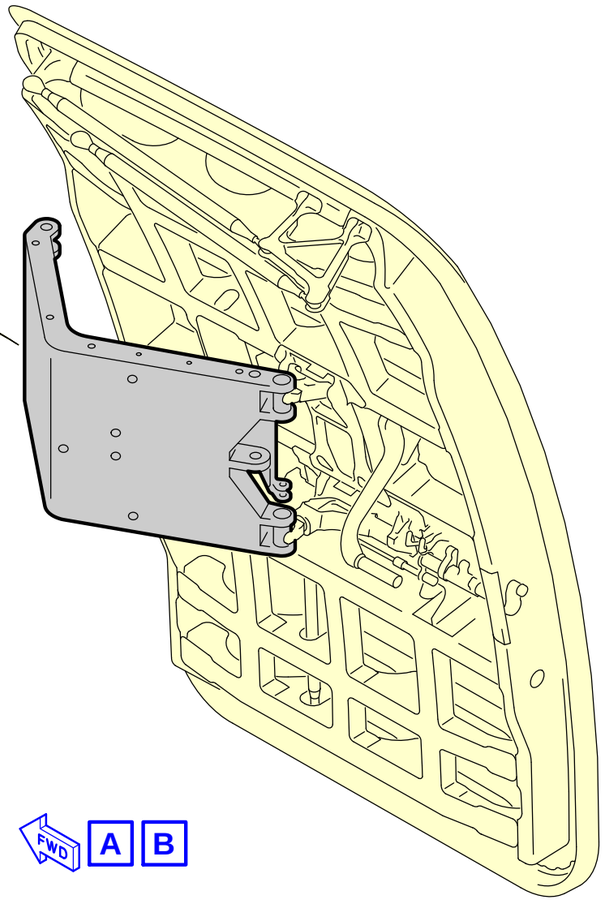

ICN-A350-A-52XXP049-A-FAPE3-05PMG-A-001-01

Figure ICN-A350-A-52XXP049-A-FAPE3-05PMG-A-001-01 SHEET 1/1

General Overview

CONF 024

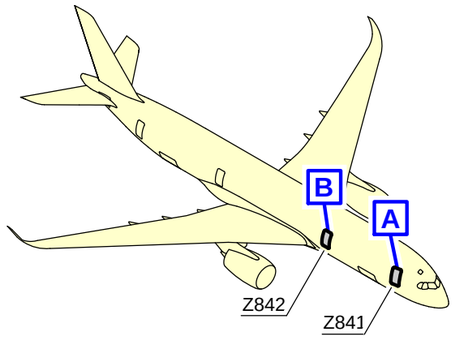

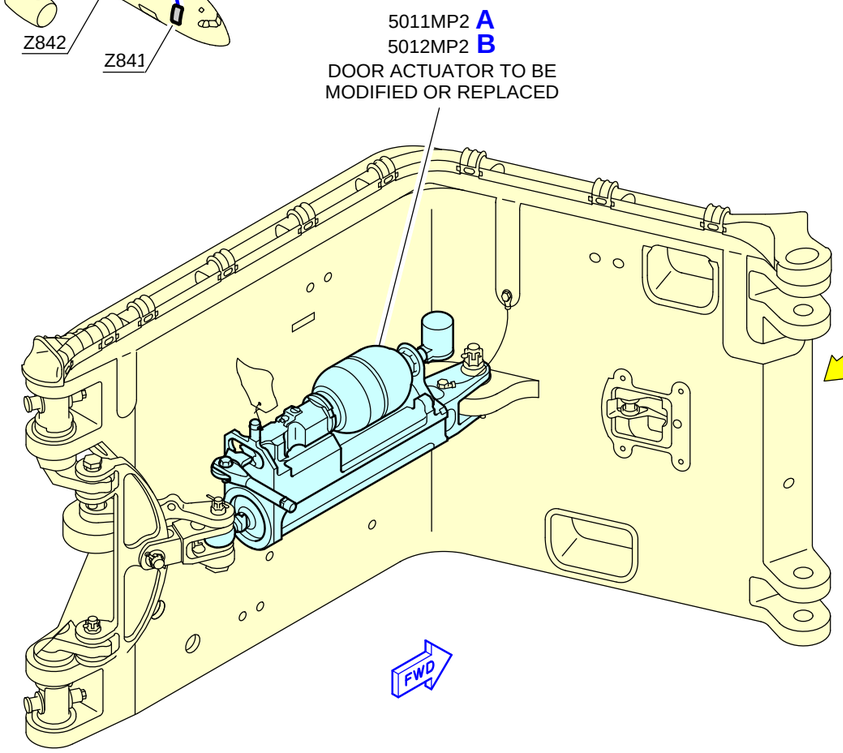

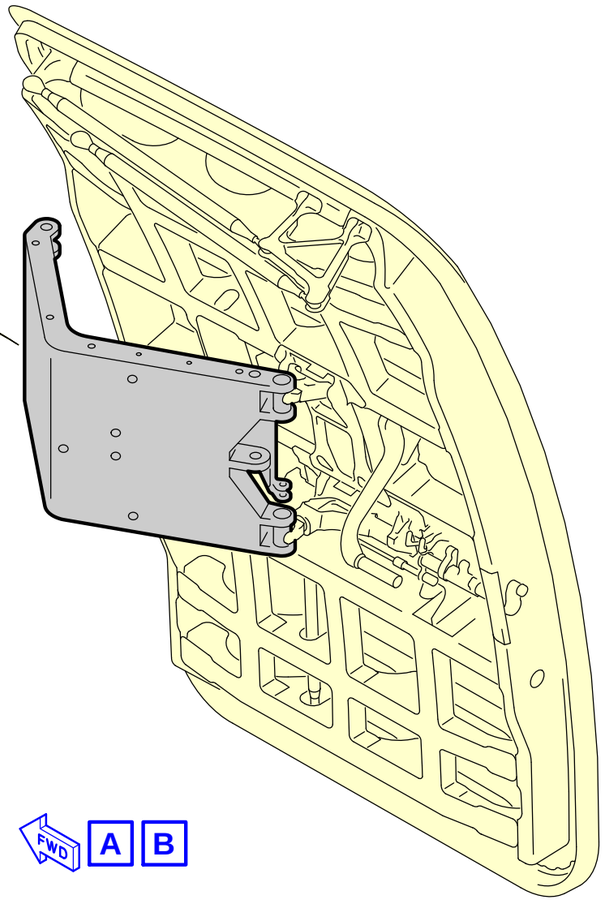

ICN-A350-A-52XXP049-A-FAPE3-05PMC-A-001-01

Figure ICN-A350-A-52XXP049-A-FAPE3-05PMC-A-001-01 SHEET 1/1

General Overview

ATA SYSTEM: 52

TITLE: DOORS - PASSENGER/CREW - OPTIMIZE DOOR EMERGENCY OPENING ACTUATORS TO AVOID OIL LEAKAGE

CONF ALL

1. PLANNING INFORMATION

A. APPLICABILITY

NOTE: Modification No. 111630L39180 is embodied before delivery on:
- A350–900 aircraft with Manufacturer Serial Number (MSN) 0078, 0098, 0112, 0126, 0145, 0155 thru 0157, 0163 thru 0165, 0170, 0172 thru 0175, 0182, 0185 and subsequent
- A350–1000 aircraft with MSN 0065, 0071, 0161 and subsequent.

NOTE: Modification No. 111631L39181 is embodied before delivery on:
- A350–900 aircraft with MSN 0063, 0098, 0112, 0145, 0148, 0155 thru 0157, 0162 thru 0164, 0170, 0172, 0173, 0175 and subsequent
- A350–1000 aircraft with MSN 0065, 0071, 0161 and subsequent.

NOTE: Modification No. 111632L39182 is embodied before delivery on:
- A350–900 aircraft with MSN 0063, 0098, 0112, 0145, 0155 thru 0157, 0160 thru 0165, 0170, 0172, 0173, 0175 and subsequent
- A350–1000 aircraft with MSN 0065, 0071, 0110, 0161 and subsequent.

NOTE: Modification No. 111633L39176 is embodied before delivery on:
- A350–900 aircraft with MSN 0078, 0098, 0112, 0126, 0136, 0145, 0155 thru 0157, 0163 thru 0167, 0170, 0172, 0173, 0175 thru 0176, 0179, 0182, 0184, 0186, 0189 and subsequent
- A350–1000 aircraft with MSN 0065, 0071, 0088, 0110, 0161 and subsequent.

NOTE: Modification No. 111634L39179 is embodied before delivery on:
- A350–900 aircraft with MSN 0098, 0112, 0126, 0145, 0155, 0157, 0158, 0164, 0170, 0172, 0173, 0175 thru 0176, 0182, 0184 and subsequent
- A350–1000 aircraft with MSN 0065, 0071, 0141 and subsequent.

NOTE: Modification No. 111635L39175 is embodied before delivery on:
- A350–900 aircraft with MSN 0078, 0098, 0100, 0112, 0114, 0124, 0126, 0145, 0147, 0155, 0157, 0163 thru 0165, 0167, 0170, 0172, 0173, 0175 and subsequent
- A350–1000 aircraft with MSN 0065, 0071, 0125, 0161 and subsequent.

NOTE: Modification No. 111637L39177 is embodied before delivery on:
- A350–900 aircraft with MSN 0098, 0100, 0112, 0126, 0145, 0155, 0157, 0162 thru 0165, 0170, 0172, 0173, 0175 and subsequent
- A350–1000 aircraft with MSN 0065, 0071, 0141 and subsequent.

NOTE: Modification No. 111638L39178 is embodied before delivery on:
- A350–900 aircraft with MSN 0055, 0098, 0112, 0126, 0145, 0155, 0157, 0162, 0164, 0167, 0168, 0170, 0173, 0175 thru 0176, 0182, 0186, 0190 and subsequent
- A350–1000 aircraft with MSN 0065, 0071, 0161, 0188 and subsequent.

(1) Models

ON A/C 0088, 0102, 0110, 0118, 0125, 0141, 0169

350-1041

ON A/C 0005-0058, 0060-0064, 0066-0070, 0072-0087, 0089-0097, 0099-0101, 0103-0107, 0109, 0111, 0113-0117, 0119-0124, 0126-0130, 0132-0138, 0140, 0142-0144, 0146-0151, 0153, 0154, 0158-0160, 0162, 0163, 0165, 0167, 0168, 0172, 0174, 0176-0181, 0183-0185, 0187, 0189

350-941

CONF ALL

(2) Applicability by MSN

0005-0058 0060-0064 0066-0070 0072-0097 0099-0107 0109-0111 0113-0130 0132-0138 0140-0144 0146-0151 0153 0154 0158-0160 0162 0163 0165 0167-0169 0172 0174 0176-0181 0183-0185 0187 0189

(3) MSN by configuration

CONF 001

MSN	CONFIGURATION
0005 0006 0007 0008 0009 0010 0011 0012 0013 0014 0015 0016 0017 0018 0019 0020 0021 0022 0023 0024 0025 0026 0027 0028 0029 0030 0031 0032 0033 0034 0035 0036 0037 0038 0039 0040 0041 0042 0043 0044 0045 0046 0047 0048 0049 0050 0051 0052 0053 0054 0056 0057 0058	001

CONF 002

MSN	CONFIGURATION
0055	002

CONF 003

MSN	CONFIGURATION
0063	003

CONF 004

MSN	CONFIGURATION
0078	004

CONF 005

MSN	CONFIGURATION
0088 0136	005

CONF 006

MSN	CONFIGURATION
0100	006

CONF 007

MSN	CONFIGURATION
0110	007

CONF 008

MSN	CONFIGURATION
0114 0124 0125 0147	008

CONF 009

MSN	CONFIGURATION
0126	009

CONF 010

MSN	CONFIGURATION
0141	010

CONF 011

MSN	CONFIGURATION
0148	011

CONF 012

MSN	CONFIGURATION
0158	012

CONF 013

MSN	CONFIGURATION
0160	013

CONF 014

MSN	CONFIGURATION
0162	014

CONF 015

MSN	CONFIGURATION
0163	015

CONF 016

MSN	CONFIGURATION
0165	016

CONF 017

MSN	CONFIGURATION
0167	017

CONF 018

MSN	CONFIGURATION
0169 0172 0189	018

CONF 019

MSN	CONFIGURATION
0174	019

CONF 020

MSN	CONFIGURATION
0176	020

CONF 021

MSN	CONFIGURATION
0177 0178 0180 0181 0183	021

CONF 022

MSN	CONFIGURATION
0179	022

CONF 023

MSN	CONFIGURATION
0184	023

CONF 024

MSN	CONFIGURATION
0185 0187	024

CONF 025

MSN	CONFIGURATION
0060 0061 0062 0064 0066 0067 0068 0069 0070 0072 0073 0074 0075 0076 0077 0079 0080 0081 0082 0083 0084 0085 0086 0087 0089 0090 0091 0092 0093 0094 0095 0096 0097 0099 0101 0102 0103 0104 0105 0106 0107 0109 0111 0113 0115 0116 0117 0118 0119 0120 0121 0122 0123 0127 0128 0129 0130 0132 0133 0134 0135 0137 0138 0140 0142 0143 0144 0146 0149 0150 0151 0153 0154 0159	025

CONF 026

MSN	CONFIGURATION
0168	026

CONF ALL

(4) Configuration definition

CONF 001

Configuration 001

CONF 001 is applicable for all the aircraft on which:

- MOD No. 105883L39109 is not embodied
- MOD No. 111630L39180 is not embodied
- MOD No. 111631L39181 is not embodied
- MOD No. 111632L39182 is not embodied
- MOD No. 111633L39176 is not embodied
- MOD No. 111634L39179 is not embodied
- MOD No. 111635L39175 is not embodied

- MOD No. 111637L39177 is not embodied

- MOD No. 111638L39178 is not embodied.

CONF 001 retrofits following modifications: 111630L39180, 111631L39181, 111632L39182, 111633L39176, 111634L39179, 111635L39175, 111637L39177, 111638L39178.

CONF 002

Configuration 002

CONF 002 is applicable for all the aircraft on which:

- MOD No. 105883L39109 is not embodied

- MOD No. 111630L39180 is not embodied

- MOD No. 111631L39181 is not embodied

- MOD No. 111632L39182 is not embodied

- MOD No. 111633L39176 is not embodied

- MOD No. 111634L39179 is not embodied

- MOD No. 111635L39175 is not embodied

- MOD No. 111637L39177 is not embodied

- MOD No. 111638L39178 is embodied.

CONF 002 retrofits following modifications: 111630L39180, 111631L39181, 111632L39182, 111633L39176, 111634L39179, 111635L39175, 111637L39177.

CONF 003

Configuration 003

CONF 003 is applicable for all the aircraft on which:

- MOD No. 105883L39109 is embodied

- MOD No. 111630L39180 is not embodied

- MOD No. 111631L39181 is embodied

- MOD No. 111632L39182 is embodied

- MOD No. 111633L39176 is not embodied

- MOD No. 111634L39179 is not embodied

- MOD No. 111635L39175 is not embodied

- MOD No. 111637L39177 is not embodied

- MOD No. 111638L39178 is not embodied.

CONF 003 retrofits following modifications: 111630L39180, 111633L39176, 111634L39179, 111635L39175, 111637L39177, 111638L39178.

CONF 004

Configuration 004

CONF 004 is applicable for all the aircraft on which:

- MOD No. 105883L39109 is embodied

- MOD No. 111630L39180 is embodied

- MOD No. 111631L39181 is not embodied

- MOD No. 111632L39182 is not embodied

- MOD No. 111633L39176 is embodied
- MOD No. 111634L39179 is not embodied
- MOD No. 111635L39175 is embodied
- MOD No. 111637L39177 is not embodied
- MOD No. 111638L39178 is not embodied.

CONF 004 retrofits following modifications: 111631L39181, 111632L39182, 111634L39179, 111637L39177, 111638L39178.

CONF 005

Configuration 005

CONF 005 is applicable for all the aircraft on which:

- MOD No. 105883L39109 is embodied
- MOD No. 111630L39180 is not embodied
- MOD No. 111631L39181 is not embodied
- MOD No. 111632L39182 is not embodied
- MOD No. 111633L39176 is embodied
- MOD No. 111634L39179 is not embodied
- MOD No. 111635L39175 is not embodied
- MOD No. 111637L39177 is not embodied
- MOD No. 111638L39178 is not embodied.

CONF 005 retrofits following modifications: 111630L39180, 111631L39181, 111632L39182, 111634L39179, 111635L39175, 111637L39177, 111638L39178.

CONF 006

Configuration 006

CONF 006 is applicable for all the aircraft on which:

- MOD No. 105883L39109 is embodied
- MOD No. 111630L39180 is not embodied
- MOD No. 111631L39181 is not embodied
- MOD No. 111632L39182 is not embodied
- MOD No. 111633L39176 is not embodied
- MOD No. 111634L39179 is not embodied
- MOD No. 111635L39175 is embodied
- MOD No. 111637L39177 is embodied
- MOD No. 111638L39178 is not embodied.

CONF 006 retrofits following modifications: 111630L39180, 111631L39181, 111632L39182, 111633L39176, 111634L39179, 111638L39178.

CONF 007

Configuration 007

CONF 007 is applicable for all the aircraft on which:

- MOD No. 105883L39109 is embodied
- MOD No. 111630L39180 is not embodied

- MOD No. 111631L39181 is not embodied
- MOD No. 111632L39182 is embodied
- MOD No. 111633L39176 is embodied
- MOD No. 111634L39179 is not embodied
- MOD No. 111635L39175 is not embodied
- MOD No. 111637L39177 is not embodied
- MOD No. 111638L39178 is not embodied.

CONF 007 retrofits following modifications: 111630L39180, 111631L39181, 111634L39179, 111635L39175, 111637L39177, 111638L39178.

CONF 008

Configuration 008

CONF 008 is applicable for all the aircraft on which:

- MOD No. 105883L39109 is embodied
- MOD No. 111630L39180 is not embodied
- MOD No. 111631L39181 is not embodied
- MOD No. 111632L39182 is not embodied
- MOD No. 111633L39176 is not embodied
- MOD No. 111634L39179 is not embodied
- MOD No. 111635L39175 is embodied
- MOD No. 111637L39177 is not embodied
- MOD No. 111638L39178 is not embodied.

CONF 008 retrofits following modifications: 111630L39180, 111631L39181, 111632L39182, 111633L39176, 111634L39179, 111637L39177, 111638L39178.

CONF 009

Configuration 009

CONF 009 is applicable for all the aircraft on which:

- MOD No. 105883L39109 is embodied
- MOD No. 111630L39180 is embodied
- MOD No. 111631L39181 is not embodied
- MOD No. 111632L39182 is not embodied
- MOD No. 111633L39176 is embodied
- MOD No. 111634L39179 is embodied
- MOD No. 111635L39175 is embodied
- MOD No. 111637L39177 is embodied
- MOD No. 111638L39178 is embodied.

CONF 009 retrofits following modifications: 111631L39181, 111632L39182.

CONF 010

Configuration 010

CONF 010 is applicable for all the aircraft on which:

- MOD No. 105883L39109 is embodied

- MOD No. 111630L39180 is not embodied
- MOD No. 111631L39181 is not embodied
- MOD No. 111632L39182 is not embodied
- MOD No. 111633L39176 is not embodied
- MOD No. 111634L39179 is embodied
- MOD No. 111635L39175 is not embodied
- MOD No. 111637L39177 is embodied
- MOD No. 111638L39178 is not embodied.

CONF 010 retrofits following modifications: 111630L39180, 111631L39181, 111632L39182, 111633L39176, 111635L39175, 111638L39178.

CONF 011

Configuration 011

CONF 001 is applicable for all the aircraft on which:

- MOD No. 105883L39109 is embodied
- MOD No. 111630L39180 is not embodied
- MOD No. 111631L39181 is embodied
- MOD No. 111632L39182 is not embodied
- MOD No. 111633L39176 is not embodied
- MOD No. 111634L39179 is not embodied
- MOD No. 111635L39175 is not embodied
- MOD No. 111637L39177 is not embodied
- MOD No. 111638L39178 is not embodied.

CONF 011 retrofits following modifications: 111630L39180, 111632L39182, 111633L39176, 111634L39179, 111635L39175, 111637L39177, 111638L39178.

CONF 012

Configuration 012

CONF 012 is applicable for all the aircraft on which:

- MOD No. 105883L39109 is embodied
- MOD No. 111630L39180 is not embodied
- MOD No. 111631L39181 is not embodied
- MOD No. 111632L39182 is not embodied
- MOD No. 111633L39176 is not embodied
- MOD No. 111634L39179 is embodied
- MOD No. 111635L39175 is not embodied
- MOD No. 111637L39177 is not embodied
- MOD No. 111638L39178 is not embodied.

CONF 012 retrofits following modifications: 111630L39180, 111631L39181, 111632L39182, 111633L39176, 111635L39175, 111637L39177, 111638L39178.

CONF 013

Configuration 013

CONF 013 is applicable for all the aircraft on which:

- MOD No. 105883L39109 is embodied
- MOD No. 111630L39180 is not embodied
- MOD No. 111631L39181 is not embodied
- MOD No. 111632L39182 is embodied
- MOD No. 111633L39176 is not embodied
- MOD No. 111634L39179 is not embodied
- MOD No. 111635L39175 is not embodied
- MOD No. 111637L39177 is not embodied
- MOD No. 111638L39178 is not embodied.

CONF 013 retrofits following modifications: 111630L39180, 111631L39181, 111633L39176, 111634L39179, 111635L39175, 111637L39177, 111638L39178.

CONF 014

Configuration 014

CONF 014 is applicable for all the aircraft on which:

- MOD No. 105883L39109 is embodied
- MOD No. 111630L39180 is not embodied
- MOD No. 111631L39181 is embodied
- MOD No. 111632L39182 is embodied
- MOD No. 111633L39176 is not embodied
- MOD No. 111634L39179 is not embodied
- MOD No. 111635L39175 is not embodied
- MOD No. 111637L39177 is embodied
- MOD No. 111638L39178 is embodied.

CONF 014 retrofits following modifications: 111630L39180, 111633L39176, 111634L39179, 111635L39175.

CONF 015

Configuration 015

CONF 015 is applicable for all the aircraft on which:

- MOD No. 105883L39109 is embodied
- MOD No. 111630L39180 is embodied
- MOD No. 111631L39181 is embodied
- MOD No. 111632L39182 is embodied
- MOD No. 111633L39176 is embodied
- MOD No. 111634L39179 is not embodied
- MOD No. 111635L39175 is embodied
- MOD No. 111637L39177 is embodied
- MOD No. 111638L39178 is not embodied.

CONF 015 retrofits following modifications: 111634L39179, 111638L39178.

CONF 016

Configuration 016

CONF 016 is applicable for all the aircraft on which:

- MOD No. 105883L39109 is embodied
- MOD No. 111630L39180 is embodied
- MOD No. 111631L39181 is not embodied
- MOD No. 111632L39182 is embodied
- MOD No. 111633L39176 is embodied
- MOD No. 111634L39179 is not embodied
- MOD No. 111635L39175 is embodied
- MOD No. 111637L39177 is embodied
- MOD No. 111638L39178 is not embodied.

CONF 016 retrofits following modifications: 111631L39181, 111634L39179, 111638L39178.

CONF 017

Configuration 017

CONF 017 is applicable for all the aircraft on which:

- MOD No. 105883L39109 is embodied
- MOD No. 111630L39180 is not embodied
- MOD No. 111631L39181 is not embodied
- MOD No. 111632L39182 is not embodied
- MOD No. 111633L39176 is embodied
- MOD No. 111634L39179 is not embodied
- MOD No. 111635L39175 is embodied
- MOD No. 111637L39177 is not embodied
- MOD No. 111638L39178 is embodied.

CONF 017 retrofits following modifications: 111630L39180, 111631L39181, 111632L39182, 111634L39179, 111637L39177.

CONF 018

Configuration 018

CONF 018 is applicable for all the aircraft on which:

- MOD No. 105883L39109 is embodied
- MOD No. 111630L39180 is embodied
- MOD No. 111631L39181 is embodied
- MOD No. 111632L39182 is embodied
- MOD No. 111633L39176 is embodied
- MOD No. 111634L39179 is embodied
- MOD No. 111635L39175 is embodied
- MOD No. 111637L39177 is embodied

- MOD No. 111638L39178 is not embodied.

CONF 018 retrofits following modifications: 111638L39178.

CONF 019

Configuration 019

CONF 019 is applicable for all the aircraft on which:

- MOD No. 105883L39109 is embodied
- MOD No. 111630L39180 is embodied
- MOD No. 111631L39181 is not embodied
- MOD No. 111632L39182 is not embodied
- MOD No. 111633L39176 is not embodied
- MOD No. 111634L39179 is not embodied
- MOD No. 111635L39175 is not embodied
- MOD No. 111637L39177 is not embodied
- MOD No. 111638L39178 is not embodied.

CONF 019 retrofits following modifications: 111631L39181, 111632L39182, 111633L39176, 111634L39179, 111635L39175, 111637L39177, 111638L39178.

CONF 020

Configuration 020

CONF 020 is applicable for all the aircraft on which:

- MOD No. 105883L39109 is embodied
- MOD No. 111630L39180 is not embodied
- MOD No. 111631L39181 is embodied
- MOD No. 111632L39182 is embodied
- MOD No. 111633L39176 is embodied
- MOD No. 111634L39179 is embodied
- MOD No. 111635L39175 is embodied
- MOD No. 111637L39177 is embodied
- MOD No. 111638L39178 is embodied.

CONF 020 retrofits following modifications: 111630L39180.

CONF 021

Configuration 021

CONF 021 is applicable for all the aircraft on which:

- MOD No. 105883L39109 is embodied
- MOD No. 111630L39180 is not embodied
- MOD No. 111631L39181 is embodied
- MOD No. 111632L39182 is embodied
- MOD No. 111633L39176 is not embodied
- MOD No. 111634L39179 is not embodied
- MOD No. 111635L39175 is embodied

- MOD No. 111637L39177 is embodied

- MOD No. 111638L39178 is not embodied.

CONF 021 retrofits following modifications: 111630L39180, 111633L39176, 111634L39179, 111638L39178.

CONF 022

Configuration 022

CONF 022 is applicable for all the aircraft on which:

- MOD No. 105883L39109 is embodied

- MOD No. 111630L39180 is not embodied

- MOD No. 111631L39181 is embodied

- MOD No. 111632L39182 is embodied

- MOD No. 111633L39176 is embodied

- MOD No. 111634L39179 is not embodied

- MOD No. 111635L39175 is embodied

- MOD No. 111637L39177 is embodied

- MOD No. 111638L39178 is not embodied.

CONF 022 retrofits following modifications: 111630L39180, 111634L39179, 111638L39178.

CONF 023

Configuration 023

CONF 023 is applicable for all the aircraft on which:

- MOD No. 105883L39109 is embodied

- MOD No. 111630L39180 is not embodied

- MOD No. 111631L39181 is embodied

- MOD No. 111632L39182 is embodied

- MOD No. 111633L39176 is embodied

- MOD No. 111634L39179 is embodied

- MOD No. 111635L39175 is embodied

- MOD No. 111637L39177 is embodied

- MOD No. 111638L39178 is not embodied.

CONF 023 retrofits following modifications: 111630L39180, 111638L39178.

CONF 024

Configuration 024

CONF 024 is applicable for all the aircraft on which:

- MOD No. 105883L39109 is embodied

- MOD No. 111630L39180 is embodied

- MOD No. 111631L39181 is embodied

- MOD No. 111632L39182 is embodied

- MOD No. 111633L39176 is not embodied

- MOD No. 111634L39179 is embodied

- MOD No. 111635L39175 is embodied

- MOD No. 111637L39177 is embodied

- MOD No. 111638L39178 is not embodied.

CONF 024 retrofits following modifications: 111633L39176, 111638L39178.

CONF 025

Configuration 025

CONF 025 is applicable for all the aircraft on which:

- MOD No. 105883L39109 is embodied

- MOD No. 111630L39180 is not embodied

- MOD No. 111631L39181 is not embodied

- MOD No. 111632L39182 is not embodied

- MOD No. 111633L39176 is not embodied

- MOD No. 111634L39179 is not embodied

- MOD No. 111635L39175 is not embodied

- MOD No. 111637L39177 is not embodied

- MOD No. 111638L39178 is not embodied.

CONF 025 retrofits following modifications: 111630L39180, 111631L39181, 111632L39182, 111633L39176, 111634L39179, 111635L39175, 111637L39177, 111638L39178.

CONF 026

Configuration 026

CONF 026 is applicable for all the aircraft on which:

- MOD No. 105883L39109 is embodied

- MOD No. 111630L39180 is not embodied

- MOD No. 111631L39181 is not embodied

- MOD No. 111632L39182 is not embodied

- MOD No. 111633L39176 is notembodied

- MOD No. 111634L39179 is not embodied

- MOD No. 111635L39175 is not embodied

- MOD No. 111637L39177 is not embodied

- MOD No. 111638L39178 is embodied.

CONF 026 retrofits following modifications: 111630L39180, 111631L39181, 111632L39182, 111633L39176, 111634L39179, 111635L39175, 111637L39177.

CONF ALL

B. CONCURRENT REQUIREMENTS

None

C. REASON

(1) History

In service experience shows cases of Door Emergency Opening Actuators (DEOA)s Part Number (PN) FE396001001 hydraulic leakage. A chemical reaction between

plasticizers contained in the seal elastomer material (nitrile) and the silicone hydraulic fluid can conduct to hydraulic leakage due to loss of seal compression.

(2) Objective/Action

This Service Bulletin is published to ensure that potentially leaking DEOAs FE396001001 are changed to a post-MOD configuration either by:

- Performing RATIER-FIGEAC Service Bulletin No. FE396-52-01 which retrofits DEOA PN FE396001001 to a more recent DEOA PN FE396001003
- Replacing DEOA PN FE396001001 to a more recent DEOA PN FE396001003 (or more recent using interchangeable actuators FE396001004/5/6 or further PNs given in AIRBUS technical documentation).

(3) Advantages

Retrofit or replacement of DEOA FE396001001 to more recent DEOA will improve the robustness of the actuator with regards to potential hydraulic leakage.

(4) Operational/Maintenance Consequences

None

D. DESCRIPTION

NOTE: To accomplish this Service Bulletin, you have two options.

To accomplish this Service Bulletin it is necessary to:

(1) Modification of Door Actuator

(a) Task set A350-A-52-XX-P049-01000-93AA-A OPTION 1 - Modification of the Door Actuator in accordance with VSB

CONF 001-003 005 007 010-014 019 025 026

1 Remove and Retain the Actuator of PAX/Crew Door 1, LH Side

CONF 001-003 006 008 010-014 019 021 024-026

2 Remove and Retain the Actuator of PAX/Crew Door 1, RH Side

CONF 001-005 007 008 011-013 017 019 025 026

3 Remove and Retain the Actuator of PAX/Crew Door 2, LH Side

CONF 001 003-008 010-013 015 016 018 019 021-025

4 Remove and Retain the Actuator of PAX/Crew Door 2, RH Side

CONF 001-008 011 013-017 019 021 022 025 026

5 Remove and Retain the Actuator of PAX/Crew Door 3, LH Side

CONF 001-003 005-008 010-014 017 020-023 025 026

6 Remove and Retain the Actuator of PAX/Crew Door 3, RH Side

CONF 001 002 004-010 012 013 016 017 019 025 026

7 Remove and Retain the Actuator of PAX/Crew Door 4, LH Side

CONF 001 002 004-006 008-012 017 019 025 026

8 Remove and Retain the Actuator of PAX/Crew Door 4, RH Side

CONF 001 025

9 Modify the Actuator of PAX/Crew Doors in accordance with VSB

CONF 002 026

9 Modify the Actuator of PAX/Crew Doors in accordance with VSB

CONF 003

9 Modify the Actuator of PAX/Crew Doors in accordance with VSB

CONF 004

9 Modify the Actuator of PAX/Crew Doors in accordance with VSB

CONF 005

9 Modify the Actuator of PAX/Crew Doors in accordance with VSB

CONF 006

9 Modify the Actuator of PAX/Crew Doors in accordance with VSB

CONF 007

9 Modify the Actuator of PAX/Crew Doors in accordance with VSB

CONF 008

9 Modify the Actuator of PAX/Crew Doors in accordance with VSB

CONF 009

9 Modify the Actuator of PAX/Crew Doors in accordance with VSB

CONF 010

9 Modify the Actuator of PAX/Crew Doors in accordance with VSB

CONF 011

9 Modify the Actuator of PAX/Crew Doors in accordance with VSB

CONF 012

9 Modify the Actuator of PAX/Crew Doors in accordance with VSB

CONF 013

9 Modify the Actuator of PAX/Crew Doors in accordance with VSB

CONF 014

9 Modify the Actuator of PAX/Crew Doors in accordance with VSB

CONF 015

9 Modify the Actuator of PAX/Crew Doors in accordance with VSB

CONF 016

9 Modify the Actuator of PAX/Crew Doors in accordance with VSB

CONF 017

9 Modify the Actuator of PAX/Crew Doors in accordance with VSB

CONF 018

9 Modify the Actuator of PAX/Crew Doors in accordance with VSB

CONF 019

9 Modify the Actuator of PAX/Crew Doors in accordance with VSB

CONF 020

9 Modify the Actuator of PAX/Crew Doors in accordance with VSB

CONF 021

9 Modify the Actuator of PAX/Crew Doors in accordance with VSB

CONF 022

9 Modify the Actuator of PAX/Crew Doors in accordance with VSB

CONF 023

9 Modify the Actuator of PAX/Crew Doors in accordance with VSB

CONF 024

9 Modify the Actuator of PAX/Crew Doors in accordance with VSB

CONF 001-003 005 007 010-014 019 025 026

10 Install the Actuator of PAX/Crew Door 1, LH Side

CONF 001-003 006 008 010-014 019 021 024-026

11 Install the Actuator of PAX/Crew Door 1, RH Side

CONF 001-005 007 008 011-013 017 019 025 026

12 Install the Actuator of PAX/Crew Door 2, LH Side

CONF 001 003-008 010-013 015 016 018 019 021-025

13 Install the Actuator of PAX/Crew Door 2, RH Side

CONF 001-008 011 013-017 019 021 022 025 026

14 Install the Actuator of PAX/Crew Door 3, LH Side

CONF 001-003 005-008 010-014 017 020-023 025 026

15 Install the Actuator of PAX/Crew Door 3, RH Side

CONF 001 002 004-010 012 013 016 017 019 025 026

16 Install the Actuator of PAX/Crew Door 4, LH Side

CONF 001 002 004-006 008-012 017 019 025 026

17 Install the Actuator of PAX/Crew Door 4, RH Side

CONF 001-003 005 007 010-014 019 025 026

18 Re-Identify the PAX/Crew Door 1, LH Side

CONF 001-003 006 008 010-014 019 021 024-026

19 Re-Identify the PAX/Crew Door 1, RH Side

CONF 001-005 007 008 011-013 017 019 025 026

20 Re-Identify the PAX/Crew Door 2, LH Side

CONF 001 003-008 010-013 015 016 018 019 021-025

21 Re-Identify the PAX/Crew Door 2, RH Side

CONF 001-008 011 013-017 019 021 022 025 026

22 Re-Identify the PAX/Crew Door 3, LH Side

CONF 001-003 005-008 010-014 017 020-023 025 026

23 Re-Identify the PAX/Crew Door 3, RH Side

CONF 001 002 004-010 012 013 016 017 019 025 026

24 Re-Identify the PAX/Crew Door 4, LH Side

CONF 001 002 004-006 008-012 017 019 025 026

25 Re-Identify the PAX/Crew Door 4, RH Side

CONF ALL

(b) Task set A350-A-52-XX-P049-01000-93AB-A OPTION 2 - Replacement of the Door Actuator as per AMM

CONF 001-003 005 007 010-014 019 025 026

1 Replace the actuator of PAX/Crew Door 1, LH Side

CONF 001-003 006 008 010-014 019 021 024-026

2 Replace the actuator of PAX/Crew Door 1, RH Side

CONF 001-005 007 008 011-013 017 019 025 026

3 Replace the actuator of PAX/Crew Door 2, LH Side

CONF 001 003-008 010-013 015 016 018 019 021-025

4 Replace the actuator of PAX/Crew Door 2, RH Side

CONF 001-008 011 013-017 019 021 022 025 026

5 Replace the actuator of PAX/Crew Door 3, LH Side

CONF 001-003 005-008 010-014 017 020-023 025 026

6 Replace the actuator of PAX/Crew Door 3, RH Side

CONF 001 002 004-010 012 013 016 017 019 025 026

7 Replace the actuator of PAX/Crew Door 4, LH Side

CONF 001 002 004-006 008-012 017 019 025 026

8 Replace the actuator of PAX/Crew Door 4, RH Side

CONF 001-003 005 007 010-014 019 025 026

9 Re-Identify the PAX/Crew Door 1, LH Side

CONF 001-003 006 008 010-014 019 021 024-026

10 Re-Identify the PAX/Crew Door 1, RH Side

CONF 001-005 007 008 011-013 017 019 025 026

11 Re-Identify the PAX/Crew Door 2, LH Side

CONF 001 003-008 010-013 015 016 018 019 021-025

12 Re-Identify the PAX/Crew Door 2, RH Side

CONF 001-008 011 013-017 019 021 022 025 026

13 Re-Identify the PAX/Crew Door 3, LH Side

CONF 001-003 005-008 010-014 017 020-023 025 026

14 Re-Identify the PAX/Crew Door 3, RH Side

CONF 001 002 004-010 012 013 016 017 019 025 026

15 Re-Identify the PAX/Crew Door 4, LH Side

CONF 001 002 004-006 008-012 017 019 025 026

16 Re-Identify the PAX/Crew Door 4, RH Side

CONF ALL

E. COMPLIANCE

(1) Classification

MANDATORY: Service Bulletin must be accomplished.

(2) Accomplishment Timescale

This Service Bulletin has been classified Mandatory. It is expected that an Airworthiness Directive (AD) published by the European Union Aviation Safety Agency (EASA) will be issued to confirm this classification. The accomplishment timescale, which has not yet been defined, will be given in the AD.

F. APPROVAL

The technical content of this document is approved under the authority of the Design Organisation Approval ref. EASA.21J.031.

If an aircraft listed in the applicability has a modification or repair embodied that is not of AIRBUS origin, and which affects the content of this Service Bulletin, the operator is responsible for obtaining approval by its airworthiness authority for any adaptation necessary before incorporation of the Service Bulletin.

G. MANPOWER

CONF 001

The manpower estimates given in this Service Bulletin are based on the direct labor cost to do the work. These estimates assume that the work will be done by experienced personnel, and may need to be revised upwards to suit operator’s circumstances. The estimates do not include the time to prepare, plan or inspect the work. Manufacture and procurement of parts and tools, drying times for paints, sealants, etc., and general administration work are also not included.

(1) Modification of Door Actuator

(a) Task set A350-A-52-XX-P049-01000-93AA-A OPTION 1 - Modification of the Door Actuator in accordance with VSB

PREPARATION		
Job Set-Up	2.00 h	
PROCEDURE		
Remove and Retain the Actuator of PAX/Crew Door 1, LH Side	0.25 h	
Remove and Retain the Actuator of PAX/Crew Door 1, RH Side	0.25 h	
Remove and Retain the Actuator of PAX/Crew Door 2, LH Side	0.25 h	
Remove and Retain the Actuator of PAX/Crew Door 2, RH Side	0.25 h	
Remove and Retain the Actuator of PAX/Crew Door 3, LH Side	0.25 h	
Remove and Retain the Actuator of PAX/Crew Door 3, RH Side	0.25 h	
Remove and Retain the Actuator of PAX/Crew Door 4, LH Side	0.25 h	
Remove and Retain the Actuator of PAX/Crew Door 4, RH Side	0.25 h	
Install the Actuator of PAX/Crew Door 1, LH Side	0.25 h	
Install the Actuator of PAX/Crew Door 1, RH Side	0.25 h	
Install the Actuator of PAX/Crew Door 2, LH Side	0.25 h	
Install the Actuator of PAX/Crew Door 2, RH Side	0.25 h	
Install the Actuator of PAX/Crew Door 3, LH Side	0.25 h	
Install the Actuator of PAX/Crew Door 3, RH Side	0.25 h	
Install the Actuator of PAX/Crew Door 4, LH Side	0.25 h	
Install the Actuator of PAX/Crew Door 4, RH Side	0.25 h	
Re-Identify the PAX/Crew Door 1, LH Side	0.25 h	
Re-Identify the PAX/Crew Door 1, RH Side	0.25 h	
Re-Identify the PAX/Crew Door 2, LH Side	0.25 h	
Re-Identify the PAX/Crew Door 2, RH Side	0.25 h	
Re-Identify the PAX/Crew Door 3, LH Side	0.25 h	
Re-Identify the PAX/Crew Door 3, RH Side	0.25 h	
Re-Identify the PAX/Crew Door 4, LH Side	0.25 h	
Re-Identify the PAX/Crew Door 4, RH Side	0.25 h	
PREPARATION FOR TEST		
None		
TEST		
Test	0.80 h	
CLOSE-UP		
Close-up	2.00 h	
TOTAL MAN-HOURS	10.80 h	

ELAPSED TIME (HOURS)	5.55 h	
Additional man-hours related to Vendor SB; refer to:		
Modify the Actuator of PAX/Crew Doors in accordance with VSB	Ref. RATIER-FIGEAC (F0221) VSB FE396-52-01	BENCH

NOTE: For an explanation of the man-hours and elapsed time, refer to the Gantt Chart given in Appendix MANPOWER GANTT CHART.

(b) Task set A350-A-52-XX-P049-01000-93AB-A OPTION 2 - Replacement of the Door Actuator as per AMM

PREPARATION		
Job Set-Up	2.00 h	
PROCEDURE		
Replace the actuator of PAX/Crew Door 1, LH Side	0.50 h	
Replace the actuator of PAX/Crew Door 1, RH Side	0.50 h	
Replace the actuator of PAX/Crew Door 2, LH Side	0.50 h	
Replace the actuator of PAX/Crew Door 2, RH Side	0.50 h	
Replace the actuator of PAX/Crew Door 3, LH Side	0.50 h	
Replace the actuator of PAX/Crew Door 3, RH Side	0.50 h	
Replace the actuator of PAX/Crew Door 4, LH Side	0.50 h	
Replace the actuator of PAX/Crew Door 4, RH Side	0.50 h	
Re-Identify the PAX/Crew Door 1, LH Side	0.25 h	
Re-Identify the PAX/Crew Door 1, RH Side	0.25 h	
Re-Identify the PAX/Crew Door 2, LH Side	0.25 h	
Re-Identify the PAX/Crew Door 2, RH Side	0.25 h	
Re-Identify the PAX/Crew Door 3, LH Side	0.25 h	
Re-Identify the PAX/Crew Door 3, RH Side	0.25 h	
Re-Identify the PAX/Crew Door 4, LH Side	0.25 h	
Re-Identify the PAX/Crew Door 4, RH Side	0.25 h	
PREPARATION FOR TEST		
None		
TEST		
Test	0.80 h	
CLOSE-UP		
Close-up	2.00 h	
TOTAL MAN-HOURS	10.80 h	
ELAPSED TIME (HOURS)	5.55 h	

NOTE: For an explanation of the man-hours and elapsed time, refer to the Gantt Chart given in Appendix MANPOWER GANTT CHART.

CONF 002

The manpower estimates given in this Service Bulletin are based on the direct labor cost to do the work. These estimates assume that the work will be done by experienced personnel, and may need to be revised upwards to suit operator’s circumstances. The estimates do not include the time to prepare, plan or inspect the work. Manufacture and procurement of parts

and tools, drying times for paints, sealants, etc., and general administration work are also not included.

(1) Modification of Door Actuator

(a) Task set A350-A-52-XX-P049-01000-93AA-A OPTION 1 - Modification of the Door Actuator in accordance with VSB

PREPARATION		
Job Set-Up	1.75 h	
PROCEDURE		
Remove and Retain the Actuator of PAX/Crew Door 1, LH Side	0.25 h	
Remove and Retain the Actuator of PAX/Crew Door 1, RH Side	0.25 h	
Remove and Retain the Actuator of PAX/Crew Door 2, LH Side	0.25 h	
Remove and Retain the Actuator of PAX/Crew Door 3, LH Side	0.25 h	
Remove and Retain the Actuator of PAX/Crew Door 3, RH Side	0.25 h	
Remove and Retain the Actuator of PAX/Crew Door 4, LH Side	0.25 h	
Remove and Retain the Actuator of PAX/Crew Door 4, RH Side	0.25 h	
Install the Actuator of PAX/Crew Door 1, LH Side	0.25 h	
Install the Actuator of PAX/Crew Door 1, RH Side	0.25 h	
Install the Actuator of PAX/Crew Door 2, LH Side	0.25 h	
Install the Actuator of PAX/Crew Door 3, LH Side	0.25 h	
Install the Actuator of PAX/Crew Door 3, RH Side	0.25 h	
Install the Actuator of PAX/Crew Door 4, LH Side	0.25 h	
Install the Actuator of PAX/Crew Door 4, RH Side	0.25 h	
Re-Identify the PAX/Crew Door 1, LH Side	0.25 h	
Re-Identify the PAX/Crew Door 1, RH Side	0.25 h	
Re-Identify the PAX/Crew Door 2, LH Side	0.25 h	
Re-Identify the PAX/Crew Door 3, LH Side	0.25 h	
Re-Identify the PAX/Crew Door 3, RH Side	0.25 h	
Re-Identify the PAX/Crew Door 4, LH Side	0.25 h	
Re-Identify the PAX/Crew Door 4, RH Side	0.25 h	
PREPARATION FOR TEST		
None		
TEST		
Test	0.70 h	
CLOSE-UP		
Close-up	1.75 h	
TOTAL MAN-HOURS	9.45 h	
ELAPSED TIME (HOURS)	4.95 h	

Additional man-hours related to Vendor SB; refer to:		
Modify the Actuator of PAX/Crew Doors in accordance with VSB	Ref. RATIER-FIGEAC (F0221) VSB FE396-52-01	BENCH

NOTE: For an explanation of the man-hours and elapsed time, refer to the Gantt Chart given in Appendix MANPOWER GANTT CHART.

(b) Task set A350-A-52-XX-P049-01000-93AB-A OPTION 2 - Replacement of the Door Actuator as per AMM

PREPARATION		
Job Set-Up	1.75 h	
PROCEDURE		
Replace the actuator of PAX/Crew Door 1, LH Side	0.50 h	
Replace the actuator of PAX/Crew Door 1, RH Side	0.50 h	
Replace the actuator of PAX/Crew Door 2, LH Side	0.50 h	
Replace the actuator of PAX/Crew Door 3, LH Side	0.50 h	
Replace the actuator of PAX/Crew Door 3, RH Side	0.50 h	
Replace the actuator of PAX/Crew Door 4, LH Side	0.50 h	
Replace the actuator of PAX/Crew Door 4, RH Side	0.50 h	
Re-Identify the PAX/Crew Door 1, LH Side	0.25 h	
Re-Identify the PAX/Crew Door 1, RH Side	0.25 h	
Re-Identify the PAX/Crew Door 2, LH Side	0.25 h	
Re-Identify the PAX/Crew Door 3, LH Side	0.25 h	
Re-Identify the PAX/Crew Door 3, RH Side	0.25 h	
Re-Identify the PAX/Crew Door 4, LH Side	0.25 h	
Re-Identify the PAX/Crew Door 4, RH Side	0.25 h	
PREPARATION FOR TEST		
None		
TEST		
Test	0.70 h	
CLOSE-UP		
Close-up	1.75 h	
TOTAL MAN-HOURS	9.45 h	
ELAPSED TIME (HOURS)	4.95 h	

NOTE: For an explanation of the man-hours and elapsed time, refer to the Gantt Chart given in Appendix MANPOWER GANTT CHART.

CONF 003

The manpower estimates given in this Service Bulletin are based on the direct labor cost to do the work. These estimates assume that the work will be done by experienced personnel, and may need to be revised upwards to suit operator’s circumstances. The estimates do not include the time to prepare, plan or inspect the work. Manufacture and procurement of parts and tools, drying times for paints, sealants, etc., and general administration work are also not included.

(1) Modification of Door Actuator

(a) Task set A350-A-52-XX-P049-01000-93AA-A OPTION 1 - Modification of the Door Actuator in accordance with VSB

PREPARATION		
Job Set-Up	1.50 h	
PROCEDURE		
Remove and Retain the Actuator of PAX/Crew Door 1, LH Side	0.25 h	
Remove and Retain the Actuator of PAX/Crew Door 1, RH Side	0.25 h	
Remove and Retain the Actuator of PAX/Crew Door 2, LH Side	0.25 h	
Remove and Retain the Actuator of PAX/Crew Door 2, RH Side	0.25 h	
Remove and Retain the Actuator of PAX/Crew Door 3, LH Side	0.25 h	
Remove and Retain the Actuator of PAX/Crew Door 3, RH Side	0.25 h	
Install the Actuator of PAX/Crew Door 1, LH Side	0.25 h	
Install the Actuator of PAX/Crew Door 1, RH Side	0.25 h	
Install the Actuator of PAX/Crew Door 2, LH Side	0.25 h	
Install the Actuator of PAX/Crew Door 2, RH Side	0.25 h	
Install the Actuator of PAX/Crew Door 3, LH Side	0.25 h	
Install the Actuator of PAX/Crew Door 3, RH Side	0.25 h	
Re-Identify the PAX/Crew Door 1, LH Side	0.25 h	
Re-Identify the PAX/Crew Door 1, RH Side	0.25 h	
Re-Identify the PAX/Crew Door 2, LH Side	0.25 h	
Re-Identify the PAX/Crew Door 2, RH Side	0.25 h	
Re-Identify the PAX/Crew Door 3, LH Side	0.25 h	
Re-Identify the PAX/Crew Door 3, RH Side	0.25 h	
PREPARATION FOR TEST		
None		
TEST		
Test	0.60 h	
CLOSE-UP		
Close-up	1.50 h	
TOTAL MAN-HOURS	8.10 h	
ELAPSED TIME (HOURS)	4.35 h	
Additional man-hours related to Vendor SB; refer to:		
Modify the Actuator of PAX/Crew Doors in accordance with VSB	Ref. RATIER-FIGEAC (F0221) VSB FE396-52-01	BENCH

NOTE: For an explanation of the man-hours and elapsed time, refer to the Gantt Chart given in Appendix MANPOWER GANTT CHART.

(b) Task set A350-A-52-XX-P049-01000-93AB-A OPTION 2 - Replacement of the Door Actuator as per AMM

PREPARATION		
Job Set-Up	1.50 h	
PROCEDURE		
Replace the actuator of PAX/Crew Door 1, LH Side	0.50 h	
Replace the actuator of PAX/Crew Door 1, RH Side	0.50 h	
Replace the actuator of PAX/Crew Door 2, LH Side	0.50 h	
Replace the actuator of PAX/Crew Door 2, RH Side	0.50 h	
Replace the actuator of PAX/Crew Door 3, LH Side	0.50 h	
Replace the actuator of PAX/Crew Door 3, RH Side	0.50 h	
Re-Identify the PAX/Crew Door 1, LH Side	0.25 h	
Re-Identify the PAX/Crew Door 1, RH Side	0.25 h	
Re-Identify the PAX/Crew Door 2, LH Side	0.25 h	
Re-Identify the PAX/Crew Door 2, RH Side	0.25 h	
Re-Identify the PAX/Crew Door 3, LH Side	0.25 h	
Re-Identify the PAX/Crew Door 3, RH Side	0.25 h	
PREPARATION FOR TEST		
None		
TEST		
Test	0.60 h	
CLOSE-UP		
Close-up	1.50 h	
TOTAL MAN-HOURS	8.10 h	
ELAPSED TIME (HOURS)	4.35 h	

NOTE: For an explanation of the man-hours and elapsed time, refer to the Gantt Chart given in Appendix MANPOWER GANTT CHART.

CONF 004

The manpower estimates given in this Service Bulletin are based on the direct labor cost to do the work. These estimates assume that the work will be done by experienced personnel, and may need to be revised upwards to suit operator’s circumstances. The estimates do not include the time to prepare, plan or inspect the work. Manufacture and procurement of parts and tools, drying times for paints, sealants, etc., and general administration work are also not included.

(1) Modification of Door Actuator

(a) Task set A350-A-52-XX-P049-01000-93AA-A OPTION 1 - Modification of the Door Actuator in accordance with VSB

PREPARATION		
Job Set-Up	1.25 h	
PROCEDURE		
Remove and Retain the Actuator of PAX/Crew Door 2, LH Side	0.25 h	
Remove and Retain the Actuator of PAX/Crew Door 2, RH Side	0.25 h	

Remove and Retain the Actuator of PAX/Crew Door 3, LH Side	0.25 h	
Remove and Retain the Actuator of PAX/Crew Door 4, LH Side	0.25 h	
Remove and Retain the Actuator of PAX/Crew Door 4, RH Side	0.25 h	
Install the Actuator of PAX/Crew Door 2, LH Side	0.25 h	
Install the Actuator of PAX/Crew Door 2, RH Side	0.25 h	
Install the Actuator of PAX/Crew Door 3, LH Side	0.25 h	
Install the Actuator of PAX/Crew Door 4, LH Side	0.25 h	
Install the Actuator of PAX/Crew Door 4, RH Side	0.25 h	
Re-Identify the PAX/Crew Door 2, LH Side	0.25 h	
Re-Identify the PAX/Crew Door 2, RH Side	0.25 h	
Re-Identify the PAX/Crew Door 3, LH Side	0.25 h	
Re-Identify the PAX/Crew Door 4, LH Side	0.25 h	
Re-Identify the PAX/Crew Door 4, RH Side	0.25 h	
PREPARATION FOR TEST		
None		
TEST		
Test	0.50 h	
CLOSE-UP		
Close-up	1.25 h	
TOTAL MAN-HOURS	6.75 h	
ELAPSED TIME (HOURS)	3.75 h	
Additional man-hours related to Vendor SB; refer to:		
Modify the Actuator of PAX/Crew Doors in accordance with VSB	Ref. RATIER-FIGEAC (F0221) VSB FE396-52-01	BENCH

NOTE: For an explanation of the man-hours and elapsed time, refer to the Gantt Chart given in Appendix MANPOWER GANTT CHART.

(b) Task set A350-A-52-XX-P049-01000-93AB-A OPTION 2 - Replacement of the Door Actuator as per AMM

PREPARATION		
Job Set-Up	1.25 h	
PROCEDURE		
Replace the actuator of PAX/Crew Door 2, LH Side	0.50 h	
Replace the actuator of PAX/Crew Door 2, RH Side	0.50 h	
Replace the actuator of PAX/Crew Door 3, LH Side	0.50 h	
Replace the actuator of PAX/Crew Door 4, LH Side	0.50 h	
Replace the actuator of PAX/Crew Door 4, RH Side	0.50 h	
Re-Identify the PAX/Crew Door 2, LH Side	0.25 h	
Re-Identify the PAX/Crew Door 2, RH Side	0.25 h	
Re-Identify the PAX/Crew Door 3, LH Side	0.25 h	
Re-Identify the PAX/Crew Door 4, LH Side	0.25 h	

Re-Identify the PAX/Crew Door 4, RH Side	0.25 h	
PREPARATION FOR TEST		
None		
TEST		
Test	0.50 h	
CLOSE-UP		
Close-up	1.25 h	
TOTAL MAN-HOURS	6.75 h	
ELAPSED TIME (HOURS)	3.75 h	

NOTE: For an explanation of the man-hours and elapsed time, refer to the Gantt Chart given in Appendix MANPOWER GANTT CHART.

CONF 005

The manpower estimates given in this Service Bulletin are based on the direct labor cost to do the work. These estimates assume that the work will be done by experienced personnel, and may need to be revised upwards to suit operator’s circumstances. The estimates do not include the time to prepare, plan or inspect the work. Manufacture and procurement of parts and tools, drying times for paints, sealants, etc., and general administration work are also not included.

(1) Modification of Door Actuator

(a) Task set A350-A-52-XX-P049-01000-93AA-A OPTION 1 - Modification of the Door Actuator in accordance with VSB

PREPARATION		
Job Set-Up	1.75 h	
PROCEDURE		
Remove and Retain the Actuator of PAX/Crew Door 1, LH Side	0.25 h	
Remove and Retain the Actuator of PAX/Crew Door 2, LH Side	0.25 h	
Remove and Retain the Actuator of PAX/Crew Door 2, RH Side	0.25 h	
Remove and Retain the Actuator of PAX/Crew Door 3, LH Side	0.25 h	
Remove and Retain the Actuator of PAX/Crew Door 3, RH Side	0.25 h	
Remove and Retain the Actuator of PAX/Crew Door 4, LH Side	0.25 h	
Remove and Retain the Actuator of PAX/Crew Door 4, RH Side	0.25 h	
Install the Actuator of PAX/Crew Door 1, LH Side	0.25 h	
Install the Actuator of PAX/Crew Door 2, LH Side	0.25 h	
Install the Actuator of PAX/Crew Door 2, RH Side	0.25 h	
Install the Actuator of PAX/Crew Door 3, LH Side	0.25 h	
Install the Actuator of PAX/Crew Door 3, RH Side	0.25 h	
Install the Actuator of PAX/Crew Door 4, LH Side	0.25 h	
Install the Actuator of PAX/Crew Door 4, RH Side	0.25 h	

Re-Identify the PAX/Crew Door 1, LH Side	0.25 h	
Re-Identify the PAX/Crew Door 2, LH Side	0.25 h	
Re-Identify the PAX/Crew Door 2, RH Side	0.25 h	
Re-Identify the PAX/Crew Door 3, LH Side	0.25 h	
Re-Identify the PAX/Crew Door 3, RH Side	0.25 h	
Re-Identify the PAX/Crew Door 4, LH Side	0.25 h	
Re-Identify the PAX/Crew Door 4, RH Side	0.25 h	
PREPARATION FOR TEST		
None		
TEST		
Test	0.70 h	
CLOSE-UP		
Close-up	1.75 h	
TOTAL MAN-HOURS	9.45 h	
ELAPSED TIME (HOURS)	4.95 h	
Additional man-hours related to Vendor SB; refer to:		
Modify the Actuator of PAX/Crew Doors in accordance with VSB	Ref. RATIER-FIGEAC (F0221) VSB FE396-52-01	BENCH

NOTE: For an explanation of the man-hours and elapsed time, refer to the Gantt Chart given in Appendix MANPOWER GANTT CHART.

(b) Task set A350-A-52-XX-P049-01000-93AB-A OPTION 2 - Replacement of the Door Actuator as per AMM

PREPARATION		
Job Set-Up	1.75 h	
PROCEDURE		
Replace the actuator of PAX/Crew Door 1, LH Side	0.50 h	
Replace the actuator of PAX/Crew Door 2, LH Side	0.50 h	
Replace the actuator of PAX/Crew Door 2, RH Side	0.50 h	
Replace the actuator of PAX/Crew Door 3, LH Side	0.50 h	
Replace the actuator of PAX/Crew Door 3, RH Side	0.50 h	
Replace the actuator of PAX/Crew Door 4, LH Side	0.50 h	
Replace the actuator of PAX/Crew Door 4, RH Side	0.50 h	
Re-Identify the PAX/Crew Door 1, LH Side	0.25 h	
Re-Identify the PAX/Crew Door 2, LH Side	0.25 h	
Re-Identify the PAX/Crew Door 2, RH Side	0.25 h	
Re-Identify the PAX/Crew Door 3, LH Side	0.25 h	
Re-Identify the PAX/Crew Door 3, RH Side	0.25 h	
Re-Identify the PAX/Crew Door 4, LH Side	0.25 h	
Re-Identify the PAX/Crew Door 4, RH Side	0.25 h	
PREPARATION FOR TEST		
None		
TEST		

Test	0.70 h	
CLOSE-UP		
Close-up	1.75 h	
TOTAL MAN-HOURS	9.45 h	
ELAPSED TIME (HOURS)	4.95 h	

NOTE: For an explanation of the man-hours and elapsed time, refer to the Gantt Chart given in Appendix MANPOWER GANTT CHART.

CONF 006

The manpower estimates given in this Service Bulletin are based on the direct labor cost to do the work. These estimates assume that the work will be done by experienced personnel, and may need to be revised upwards to suit operator’s circumstances. The estimates do not include the time to prepare, plan or inspect the work. Manufacture and procurement of parts and tools, drying times for paints, sealants, etc., and general administration work are also not included.

(1) Modification of Door Actuator

(a) Task set A350-A-52-XX-P049-01000-93AA-A OPTION 1 - Modification of the Door Actuator in accordance with VSB

PREPARATION		
Job Set-Up	1.50 h	
PROCEDURE		
Remove and Retain the Actuator of PAX/Crew Door 1, RH Side	0.25 h	
Remove and Retain the Actuator of PAX/Crew Door 2, RH Side	0.25 h	
Remove and Retain the Actuator of PAX/Crew Door 3, LH Side	0.25 h	
Remove and Retain the Actuator of PAX/Crew Door 3, RH Side	0.25 h	
Remove and Retain the Actuator of PAX/Crew Door 4, LH Side	0.25 h	
Remove and Retain the Actuator of PAX/Crew Door 4, RH Side	0.25 h	
Install the Actuator of PAX/Crew Door 1, RH Side	0.25 h	
Install the Actuator of PAX/Crew Door 2, RH Side	0.25 h	
Install the Actuator of PAX/Crew Door 3, LH Side	0.25 h	
Install the Actuator of PAX/Crew Door 3, RH Side	0.25 h	
Install the Actuator of PAX/Crew Door 4, LH Side	0.25 h	
Install the Actuator of PAX/Crew Door 4, RH Side	0.25 h	
Re-Identify the PAX/Crew Door 1, RH Side	0.25 h	
Re-Identify the PAX/Crew Door 2, RH Side	0.25 h	
Re-Identify the PAX/Crew Door 3, LH Side	0.25 h	
Re-Identify the PAX/Crew Door 3, RH Side	0.25 h	
Re-Identify the PAX/Crew Door 4, LH Side	0.25 h	
Re-Identify the PAX/Crew Door 4, RH Side	0.25 h	

PREPARATION FOR TEST		
None		
TEST		
Test	0.60 h	
CLOSE-UP		
Close-up	1.50 h	
TOTAL MAN-HOURS	8.10 h	
ELAPSED TIME (HOURS)	4.35 h	
Additional man-hours related to Vendor SB; refer to:		
Modify the Actuator of PAX/Crew Doors in accordance with VSB	Ref. RATIER-FIGEAC (F0221) VSB FE396-52-01	BENCH

NOTE: For an explanation of the man-hours and elapsed time, refer to the Gantt Chart given in Appendix MANPOWER GANTT CHART.

(b) Task set A350-A-52-XX-P049-01000-93AB-A OPTION 2 - Replacement of the Door Actuator as per AMM

PREPARATION		
Job Set-Up	1.50 h	
PROCEDURE		
Replace the actuator of PAX/Crew Door 1, RH Side	0.50 h	
Replace the actuator of PAX/Crew Door 2, RH Side	0.50 h	
Replace the actuator of PAX/Crew Door 3, LH Side	0.50 h	
Replace the actuator of PAX/Crew Door 3, RH Side	0.50 h	
Replace the actuator of PAX/Crew Door 4, LH Side	0.50 h	
Replace the actuator of PAX/Crew Door 4, RH Side	0.50 h	
Re-Identify the PAX/Crew Door 1, RH Side	0.25 h	
Re-Identify the PAX/Crew Door 2, RH Side	0.25 h	
Re-Identify the PAX/Crew Door 3, LH Side	0.25 h	
Re-Identify the PAX/Crew Door 3, RH Side	0.25 h	
Re-Identify the PAX/Crew Door 4, LH Side	0.25 h	
Re-Identify the PAX/Crew Door 4, RH Side	0.25 h	
PREPARATION FOR TEST		
None		
TEST		
Test	0.60 h	
CLOSE-UP		
Close-up	1.50 h	
TOTAL MAN-HOURS	8.10 h	
ELAPSED TIME (HOURS)	4.35 h	

NOTE: For an explanation of the man-hours and elapsed time, refer to the Gantt Chart given in Appendix MANPOWER GANTT CHART.

CONF 007

The manpower estimates given in this Service Bulletin are based on the direct labor cost to do the work. These estimates assume that the work will be done by experienced personnel, and may need to be revised upwards to suit operator’s circumstances. The estimates do not include the time to prepare, plan or inspect the work. Manufacture and procurement of parts and tools, drying times for paints, sealants, etc., and general administration work are also not included.

(1) Modification of Door Actuator

(a) Task set A350-A-52-XX-P049-01000-93AA-A OPTION 1 - Modification of the Door Actuator in accordance with VSB

PREPARATION		
Job Set-Up	1.50 h	
PROCEDURE		
Remove and Retain the Actuator of PAX/Crew Door 1, LH Side	0.25 h	
Remove and Retain the Actuator of PAX/Crew Door 2, LH Side	0.25 h	
Remove and Retain the Actuator of PAX/Crew Door 2, RH Side	0.25 h	
Remove and Retain the Actuator of PAX/Crew Door 3, LH Side	0.25 h	
Remove and Retain the Actuator of PAX/Crew Door 3, RH Side	0.25 h	
Remove and Retain the Actuator of PAX/Crew Door 4, LH Side	0.25 h	
Install the Actuator of PAX/Crew Door 1, LH Side	0.25 h	
Install the Actuator of PAX/Crew Door 2, LH Side	0.25 h	
Install the Actuator of PAX/Crew Door 2, RH Side	0.25 h	
Install the Actuator of PAX/Crew Door 3, LH Side	0.25 h	
Install the Actuator of PAX/Crew Door 3, RH Side	0.25 h	
Install the Actuator of PAX/Crew Door 4, LH Side	0.25 h	
Re-Identify the PAX/Crew Door 1, LH Side	0.25 h	
Re-Identify the PAX/Crew Door 2, LH Side	0.25 h	
Re-Identify the PAX/Crew Door 2, RH Side	0.25 h	
Re-Identify the PAX/Crew Door 3, LH Side	0.25 h	
Re-Identify the PAX/Crew Door 3, RH Side	0.25 h	
Re-Identify the PAX/Crew Door 4, LH Side	0.25 h	
PREPARATION FOR TEST		
None		
TEST		
Test	0.60 h	
CLOSE-UP		
Close-up	1.50 h	
TOTAL MAN-HOURS	8.10 h	
ELAPSED TIME (HOURS)	4.35 h	
Additional man-hours related to Vendor SB; refer to:		

Modify the Actuator of PAX/Crew Doors in accordance with VSB	Ref. RATIER-FIGEAC (F0221) VSB FE396-52-01	BENCH

NOTE: For an explanation of the man-hours and elapsed time, refer to the Gantt Chart given in Appendix MANPOWER GANTT CHART.

(b) Task set A350-A-52-XX-P049-01000-93AB-A OPTION 2 - Replacement of the Door Actuator as per AMM

PREPARATION		
Job Set-Up	1.50 h	
PROCEDURE		
Replace the actuator of PAX/Crew Door 1, LH Side	0.50 h	
Replace the actuator of PAX/Crew Door 2, LH Side	0.50 h	
Replace the actuator of PAX/Crew Door 2, RH Side	0.50 h	
Replace the actuator of PAX/Crew Door 3, LH Side	0.50 h	
Replace the actuator of PAX/Crew Door 3, RH Side	0.50 h	
Replace the actuator of PAX/Crew Door 4, LH Side	0.50 h	
Re-Identify the PAX/Crew Door 1, LH Side	0.25 h	
Re-Identify the PAX/Crew Door 2, LH Side	0.25 h	
Re-Identify the PAX/Crew Door 2, RH Side	0.25 h	
Re-Identify the PAX/Crew Door 3, LH Side	0.25 h	
Re-Identify the PAX/Crew Door 3, RH Side	0.25 h	
Re-Identify the PAX/Crew Door 4, LH Side	0.25 h	
PREPARATION FOR TEST		
None		
TEST		
Test	0.60 h	
CLOSE-UP		
Close-up	1.50 h	
TOTAL MAN-HOURS	8.10 h	
ELAPSED TIME (HOURS)	4.35 h	

NOTE: For an explanation of the man-hours and elapsed time, refer to the Gantt Chart given in Appendix MANPOWER GANTT CHART.

CONF 008

The manpower estimates given in this Service Bulletin are based on the direct labor cost to do the work. These estimates assume that the work will be done by experienced personnel, and may need to be revised upwards to suit operator’s circumstances. The estimates do not include the time to prepare, plan or inspect the work. Manufacture and procurement of parts and tools, drying times for paints, sealants, etc., and general administration work are also not included.

(1) Modification of Door Actuator

(a) Task set A350-A-52-XX-P049-01000-93AA-A OPTION 1 - Modification of the Door Actuator in accordance with VSB

PREPARATION		
Job Set-Up	1.75 h	

PROCEDURE		
Remove and Retain the Actuator of PAX/Crew Door 1, RH Side	0.25 h	
Remove and Retain the Actuator of PAX/Crew Door 2, LH Side	0.25 h	
Remove and Retain the Actuator of PAX/Crew Door 2, RH Side	0.25 h	
Remove and Retain the Actuator of PAX/Crew Door 3, LH Side	0.25 h	
Remove and Retain the Actuator of PAX/Crew Door 3, RH Side	0.25 h	
Remove and Retain the Actuator of PAX/Crew Door 4, LH Side	0.25 h	
Remove and Retain the Actuator of PAX/Crew Door 4, RH Side	0.25 h	
Install the Actuator of PAX/Crew Door 1, RH Side	0.25 h	
Install the Actuator of PAX/Crew Door 2, LH Side	0.25 h	
Install the Actuator of PAX/Crew Door 2, RH Side	0.25 h	
Install the Actuator of PAX/Crew Door 3, LH Side	0.25 h	
Install the Actuator of PAX/Crew Door 3, RH Side	0.25 h	
Install the Actuator of PAX/Crew Door 4, LH Side	0.25 h	
Install the Actuator of PAX/Crew Door 4, RH Side	0.25 h	
Re-Identify the PAX/Crew Door 1, RH Side	0.25 h	
Re-Identify the PAX/Crew Door 2, LH Side	0.25 h	
Re-Identify the PAX/Crew Door 2, RH Side	0.25 h	
Re-Identify the PAX/Crew Door 3, LH Side	0.25 h	
Re-Identify the PAX/Crew Door 3, RH Side	0.25 h	
Re-Identify the PAX/Crew Door 4, LH Side	0.25 h	
Re-Identify the PAX/Crew Door 4, RH Side	0.25 h	
PREPARATION FOR TEST		
None		
TEST		
Test	0.70 h	
CLOSE-UP		
Close-up	1.75 h	
TOTAL MAN-HOURS	9.45 h	
ELAPSED TIME (HOURS)	4.95 h	
Additional man-hours related to Vendor SB; refer to:		
Modify the Actuator of PAX/Crew Doors in accordance with VSB	Ref. RATIER-FIGEAC (F0221) VSB FE396-52-01	BENCH

NOTE: For an explanation of the man-hours and elapsed time, refer to the Gantt Chart given in Appendix MANPOWER GANTT CHART.

(b) Task set A350-A-52-XX-P049-01000-93AB-A OPTION 2 - Replacement of the Door Actuator as per AMM

PREPARATION		
Job Set-Up	1.75 h	
PROCEDURE		
Replace the actuator of PAX/Crew Door 1, RH Side	0.50 h	
Replace the actuator of PAX/Crew Door 2, LH Side	0.50 h	
Replace the actuator of PAX/Crew Door 2, RH Side	0.50 h	
Replace the actuator of PAX/Crew Door 3, LH Side	0.50 h	
Replace the actuator of PAX/Crew Door 3, RH Side	0.50 h	
Replace the actuator of PAX/Crew Door 4, LH Side	0.50 h	
Replace the actuator of PAX/Crew Door 4, RH Side	0.50 h	
Re-Identify the PAX/Crew Door 1, RH Side	0.25 h	
Re-Identify the PAX/Crew Door 2, LH Side	0.25 h	
Re-Identify the PAX/Crew Door 2, RH Side	0.25 h	
Re-Identify the PAX/Crew Door 3, LH Side	0.25 h	
Re-Identify the PAX/Crew Door 3, RH Side	0.25 h	
Re-Identify the PAX/Crew Door 4, LH Side	0.25 h	
Re-Identify the PAX/Crew Door 4, RH Side	0.25 h	
PREPARATION FOR TEST		
None		
TEST		
Test	0.70 h	
CLOSE-UP		
Close-up	1.75 h	
TOTAL MAN-HOURS	9.45 h	
ELAPSED TIME (HOURS)	4.95 h	

NOTE: For an explanation of the man-hours and elapsed time, refer to the Gantt Chart given in Appendix MANPOWER GANTT CHART.

CONF 009

The manpower estimates given in this Service Bulletin are based on the direct labor cost to do the work. These estimates assume that the work will be done by experienced personnel, and may need to be revised upwards to suit operator’s circumstances. The estimates do not include the time to prepare, plan or inspect the work. Manufacture and procurement of parts and tools, drying times for paints, sealants, etc., and general administration work are also not included.

(1) Modification of Door Actuator

(a) Task set A350-A-52-XX-P049-01000-93AA-A OPTION 1 - Modification of the Door Actuator in accordance with VSB

PREPARATION		
Job Set-Up	0.50 h	
PROCEDURE		

Remove and Retain the Actuator of PAX/Crew Door 4, LH Side	0.25 h	
Remove and Retain the Actuator of PAX/Crew Door 4, RH Side	0.25 h	
Install the Actuator of PAX/Crew Door 4, LH Side	0.25 h	
Install the Actuator of PAX/Crew Door 4, RH Side	0.25 h	
Re-Identify the PAX/Crew Door 4, LH Side	0.25 h	
Re-Identify the PAX/Crew Door 4, RH Side	0.25 h	
PREPARATION FOR TEST		
None		
TEST		
Test	0.20 h	
CLOSE-UP		
Close-up	0.50 h	
TOTAL MAN-HOURS	2.70 h	
ELAPSED TIME (HOURS)	1.95 h	
Additional man-hours related to Vendor SB; refer to:		
Modify the Actuator of PAX/Crew Doors in accordance with VSB	Ref. RATIER-FIGEAC (F0221) VSB FE396-52-01	BENCH

NOTE: For an explanation of the man-hours and elapsed time, refer to the Gantt Chart given in Appendix MANPOWER GANTT CHART.

(b) Task set A350-A-52-XX-P049-01000-93AB-A OPTION 2 - Replacement of the Door Actuator as per AMM

PREPARATION		
Job Set-Up	0.50 h	
PROCEDURE		
Replace the actuator of PAX/Crew Door 4, LH Side	0.50 h	
Replace the actuator of PAX/Crew Door 4, RH Side	0.50 h	
Re-Identify the PAX/Crew Door 4, LH Side	0.25 h	
Re-Identify the PAX/Crew Door 4, RH Side	0.25 h	
PREPARATION FOR TEST		
None		
TEST		
Test	0.20 h	
CLOSE-UP		
Close-up	0.50 h	
TOTAL MAN-HOURS	2.70 h	
ELAPSED TIME (HOURS)	1.95 h	

NOTE: For an explanation of the man-hours and elapsed time, refer to the Gantt Chart given in Appendix MANPOWER GANTT CHART.

CONF 010

The manpower estimates given in this Service Bulletin are based on the direct labor cost to do the work. These estimates assume that the work will be done by experienced personnel, and may need to be revised upwards to suit operator’s circumstances. The estimates do not include the time to prepare, plan or inspect the work. Manufacture and procurement of parts and tools, drying times for paints, sealants, etc., and general administration work are also not included.

(1) Modification of Door Actuator

(a) Task set A350-A-52-XX-P049-01000-93AA-A OPTION 1 - Modification of the Door Actuator in accordance with VSB

PREPARATION		
Job Set-Up	1.50 h	
PROCEDURE		
Remove and Retain the Actuator of PAX/Crew Door 1, LH Side	0.25 h	
Remove and Retain the Actuator of PAX/Crew Door 1, RH Side	0.25 h	
Remove and Retain the Actuator of PAX/Crew Door 2, RH Side	0.25 h	
Remove and Retain the Actuator of PAX/Crew Door 3, RH Side	0.25 h	
Remove and Retain the Actuator of PAX/Crew Door 4, LH Side	0.25 h	
Remove and Retain the Actuator of PAX/Crew Door 4, RH Side	0.25 h	
Install the Actuator of PAX/Crew Door 1, LH Side	0.25 h	
Install the Actuator of PAX/Crew Door 1, RH Side	0.25 h	
Install the Actuator of PAX/Crew Door 2, RH Side	0.25 h	
Install the Actuator of PAX/Crew Door 3, RH Side	0.25 h	
Install the Actuator of PAX/Crew Door 4, LH Side	0.25 h	
Install the Actuator of PAX/Crew Door 4, RH Side	0.25 h	
Re-Identify the PAX/Crew Door 1, LH Side	0.25 h	
Re-Identify the PAX/Crew Door 1, RH Side	0.25 h	
Re-Identify the PAX/Crew Door 2, RH Side	0.25 h	
Re-Identify the PAX/Crew Door 3, RH Side	0.25 h	
Re-Identify the PAX/Crew Door 4, LH Side	0.25 h	
Re-Identify the PAX/Crew Door 4, RH Side	0.25 h	
PREPARATION FOR TEST		
None		
TEST		
Test	0.60 h	
CLOSE-UP		
Close-up	1.50 h	
TOTAL MAN-HOURS	8.10 h	
ELAPSED TIME (HOURS)	4.35 h	
Additional man-hours related to Vendor SB; refer to:		

Modify the Actuator of PAX/Crew Doors in accordance with VSB	Ref. RATIER-FIGEAC (F0221) VSB FE396-52-01	BENCH

NOTE: For an explanation of the man-hours and elapsed time, refer to the Gantt Chart given in Appendix MANPOWER GANTT CHART.

(b) Task set A350-A-52-XX-P049-01000-93AB-A OPTION 2 - Replacement of the Door Actuator as per AMM

PREPARATION		
Job Set-Up	1.50 h	
PROCEDURE		
Replace the actuator of PAX/Crew Door 1, LH Side	0.50 h	
Replace the actuator of PAX/Crew Door 1, RH Side	0.50 h	
Replace the actuator of PAX/Crew Door 2, RH Side	0.50 h	
Replace the actuator of PAX/Crew Door 3, RH Side	0.50 h	
Replace the actuator of PAX/Crew Door 4, LH Side	0.50 h	
Replace the actuator of PAX/Crew Door 4, RH Side	0.50 h	
Re-Identify the PAX/Crew Door 1, LH Side	0.25 h	
Re-Identify the PAX/Crew Door 1, RH Side	0.25 h	
Re-Identify the PAX/Crew Door 2, RH Side	0.25 h	
Re-Identify the PAX/Crew Door 3, RH Side	0.25 h	
Re-Identify the PAX/Crew Door 4, LH Side	0.25 h	
Re-Identify the PAX/Crew Door 4, RH Side	0.25 h	
PREPARATION FOR TEST		
None		
TEST		
Test	0.60 h	
CLOSE-UP		
Close-up	1.50 h	
TOTAL MAN-HOURS	8.10 h	
ELAPSED TIME (HOURS)	4.35 h	

NOTE: For an explanation of the man-hours and elapsed time, refer to the Gantt Chart given in Appendix MANPOWER GANTT CHART.

CONF 011

The manpower estimates given in this Service Bulletin are based on the direct labor cost to do the work. These estimates assume that the work will be done by experienced personnel, and may need to be revised upwards to suit operator’s circumstances. The estimates do not include the time to prepare, plan or inspect the work. Manufacture and procurement of parts and tools, drying times for paints, sealants, etc., and general administration work are also not included.

(1) Modification of Door Actuator

(a) Task set A350-A-52-XX-P049-01000-93AA-A OPTION 1 - Modification of the Door Actuator in accordance with VSB

PREPARATION		
Job Set-Up	1.75 h	

PROCEDURE		
Remove and Retain the Actuator of PAX/Crew Door 1, LH Side	0.25 h	
Remove and Retain the Actuator of PAX/Crew Door 1, RH Side	0.25 h	
Remove and Retain the Actuator of PAX/Crew Door 2, LH Side	0.25 h	
Remove and Retain the Actuator of PAX/Crew Door 2, RH Side	0.25 h	
Remove and Retain the Actuator of PAX/Crew Door 3, LH Side	0.25 h	
Remove and Retain the Actuator of PAX/Crew Door 3, RH Side	0.25 h	
Remove and Retain the Actuator of PAX/Crew Door 4, RH Side	0.25 h	
Install the Actuator of PAX/Crew Door 1, LH Side	0.25 h	
Install the Actuator of PAX/Crew Door 1, RH Side	0.25 h	
Install the Actuator of PAX/Crew Door 2, LH Side	0.25 h	
Install the Actuator of PAX/Crew Door 2, RH Side	0.25 h	
Install the Actuator of PAX/Crew Door 3, LH Side	0.25 h	
Install the Actuator of PAX/Crew Door 3, RH Side	0.25 h	
Install the Actuator of PAX/Crew Door 4, RH Side	0.25 h	
Re-Identify the PAX/Crew Door 1, LH Side	0.25 h	
Re-Identify the PAX/Crew Door 1, RH Side	0.25 h	
Re-Identify the PAX/Crew Door 2, LH Side	0.25 h	
Re-Identify the PAX/Crew Door 2, RH Side	0.25 h	
Re-Identify the PAX/Crew Door 3, LH Side	0.25 h	
Re-Identify the PAX/Crew Door 3, RH Side	0.25 h	
Re-Identify the PAX/Crew Door 4, RH Side	0.25 h	
PREPARATION FOR TEST		
None		
TEST		
Test	0.70 h	
CLOSE-UP		
Close-up	1.75 h	
TOTAL MAN-HOURS	9.45 h	
ELAPSED TIME (HOURS)	4.95 h	
Additional man-hours related to Vendor SB; refer to:		
Modify the Actuator of PAX/Crew Doors in accordance with VSB	Ref. RATIER-FIGEAC (F0221) VSB FE396-52-01	BENCH

NOTE: For an explanation of the man-hours and elapsed time, refer to the Gantt Chart given in Appendix MANPOWER GANTT CHART.

(b) Task set A350-A-52-XX-P049-01000-93AB-A OPTION 2 - Replacement of the Door Actuator as per AMM

PREPARATION		
Job Set-Up	1.75 h	
PROCEDURE		
Replace the actuator of PAX/Crew Door 1, LH Side	0.50 h	
Replace the actuator of PAX/Crew Door 1, RH Side	0.50 h	
Replace the actuator of PAX/Crew Door 2, LH Side	0.50 h	
Replace the actuator of PAX/Crew Door 2, RH Side	0.50 h	
Replace the actuator of PAX/Crew Door 3, LH Side	0.50 h	
Replace the actuator of PAX/Crew Door 3, RH Side	0.50 h	
Replace the actuator of PAX/Crew Door 4, RH Side	0.50 h	
Re-Identify the PAX/Crew Door 1, LH Side	0.25 h	
Re-Identify the PAX/Crew Door 1, RH Side	0.25 h	
Re-Identify the PAX/Crew Door 2, LH Side	0.25 h	
Re-Identify the PAX/Crew Door 2, RH Side	0.25 h	
Re-Identify the PAX/Crew Door 3, LH Side	0.25 h	
Re-Identify the PAX/Crew Door 3, RH Side	0.25 h	
Re-Identify the PAX/Crew Door 4, RH Side	0.25 h	
PREPARATION FOR TEST		
None		
TEST		
Test	0.70 h	
CLOSE-UP		
Close-up	1.75 h	
TOTAL MAN-HOURS	9.45 h	
ELAPSED TIME (HOURS)	4.95 h	

NOTE: For an explanation of the man-hours and elapsed time, refer to the Gantt Chart given in Appendix MANPOWER GANTT CHART.

CONF 012

The manpower estimates given in this Service Bulletin are based on the direct labor cost to do the work. These estimates assume that the work will be done by experienced personnel, and may need to be revised upwards to suit operator’s circumstances. The estimates do not include the time to prepare, plan or inspect the work. Manufacture and procurement of parts and tools, drying times for paints, sealants, etc., and general administration work are also not included.

(1) Modification of Door Actuator

(a) Task set A350-A-52-XX-P049-01000-93AA-A OPTION 1 - Modification of the Door Actuator in accordance with VSB

PREPARATION		
Job Set-Up	1.75 h	
PROCEDURE		

Remove and Retain the Actuator of PAX/Crew Door 1, LH Side	0.25 h	
Remove and Retain the Actuator of PAX/Crew Door 1, RH Side	0.25 h	
Remove and Retain the Actuator of PAX/Crew Door 2, LH Side	0.25 h	
Remove and Retain the Actuator of PAX/Crew Door 2, RH Side	0.25 h	
Remove and Retain the Actuator of PAX/Crew Door 3, RH Side	0.25 h	
Remove and Retain the Actuator of PAX/Crew Door 4, LH Side	0.25 h	
Remove and Retain the Actuator of PAX/Crew Door 4, RH Side	0.25 h	
Install the Actuator of PAX/Crew Door 1, LH Side	0.25 h	
Install the Actuator of PAX/Crew Door 1, RH Side	0.25 h	
Install the Actuator of PAX/Crew Door 2, LH Side	0.25 h	
Install the Actuator of PAX/Crew Door 2, RH Side	0.25 h	
Install the Actuator of PAX/Crew Door 3, RH Side	0.25 h	
Install the Actuator of PAX/Crew Door 4, LH Side	0.25 h	
Install the Actuator of PAX/Crew Door 4, RH Side	0.25 h	
Re-Identify the PAX/Crew Door 1, LH Side	0.25 h	
Re-Identify the PAX/Crew Door 1, RH Side	0.25 h	
Re-Identify the PAX/Crew Door 2, LH Side	0.25 h	
Re-Identify the PAX/Crew Door 2, RH Side	0.25 h	
Re-Identify the PAX/Crew Door 3, RH Side	0.25 h	
Re-Identify the PAX/Crew Door 4, LH Side	0.25 h	
Re-Identify the PAX/Crew Door 4, RH Side	0.25 h	
PREPARATION FOR TEST		
None		
TEST		
Test	0.70 h	
CLOSE-UP		
Close-up	1.75 h	
TOTAL MAN-HOURS	9.45 h	
ELAPSED TIME (HOURS)	4.95 h	
Additional man-hours related to Vendor SB; refer to:		
Modify the Actuator of PAX/Crew Doors in accordance with VSB	Ref. RATIER-FIGEAC (F0221) VSB FE396-52-01	BENCH

NOTE: For an explanation of the man-hours and elapsed time, refer to the Gantt Chart given in Appendix MANPOWER GANTT CHART.

(b) Task set A350-A-52-XX-P049-01000-93AB-A OPTION 2 - Replacement of the Door Actuator as per AMM

PREPARATION

Job Set-Up	1.75 h	
PROCEDURE		
Replace the actuator of PAX/Crew Door 1, LH Side	0.50 h	
Replace the actuator of PAX/Crew Door 1, RH Side	0.50 h	
Replace the actuator of PAX/Crew Door 2, LH Side	0.50 h	
Replace the actuator of PAX/Crew Door 2, RH Side	0.50 h	
Replace the actuator of PAX/Crew Door 3, RH Side	0.50 h	
Replace the actuator of PAX/Crew Door 4, LH Side	0.50 h	
Replace the actuator of PAX/Crew Door 4, RH Side	0.50 h	
Re-Identify the PAX/Crew Door 1, LH Side	0.25 h	
Re-Identify the PAX/Crew Door 1, RH Side	0.25 h	
Re-Identify the PAX/Crew Door 2, LH Side	0.25 h	
Re-Identify the PAX/Crew Door 2, RH Side	0.25 h	
Re-Identify the PAX/Crew Door 3, RH Side	0.25 h	
Re-Identify the PAX/Crew Door 4, LH Side	0.25 h	
Re-Identify the PAX/Crew Door 4, RH Side	0.25 h	
PREPARATION FOR TEST		
None		
TEST		
Test	0.70 h	
CLOSE-UP		
Close-up	1.75 h	
TOTAL MAN-HOURS	9.45 h	
ELAPSED TIME (HOURS)	4.95 h	

NOTE: For an explanation of the man-hours and elapsed time, refer to the Gantt Chart given in Appendix MANPOWER GANTT CHART.

CONF 013

The manpower estimates given in this Service Bulletin are based on the direct labor cost to do the work. These estimates assume that the work will be done by experienced personnel, and may need to be revised upwards to suit operator’s circumstances. The estimates do not include the time to prepare, plan or inspect the work. Manufacture and procurement of parts and tools, drying times for paints, sealants, etc., and general administration work are also not included.

(1) Modification of Door Actuator

(a) Task set A350-A-52-XX-P049-01000-93AA-A OPTION 1 - Modification of the Door Actuator in accordance with VSB

PREPARATION		
Job Set-Up	1.75 h	
PROCEDURE		
Remove and Retain the Actuator of PAX/Crew Door 1, LH Side	0.25 h	
Remove and Retain the Actuator of PAX/Crew Door 1, RH Side	0.25 h	

Remove and Retain the Actuator of PAX/Crew Door 2, LH Side	0.25 h	
Remove and Retain the Actuator of PAX/Crew Door 2, RH Side	0.25 h	
Remove and Retain the Actuator of PAX/Crew Door 3, LH Side	0.25 h	
Remove and Retain the Actuator of PAX/Crew Door 3, RH Side	0.25 h	
Remove and Retain the Actuator of PAX/Crew Door 4, LH Side	0.25 h	
Install the Actuator of PAX/Crew Door 1, LH Side	0.25 h	
Install the Actuator of PAX/Crew Door 1, RH Side	0.25 h	
Install the Actuator of PAX/Crew Door 2, LH Side	0.25 h	
Install the Actuator of PAX/Crew Door 2, RH Side	0.25 h	
Install the Actuator of PAX/Crew Door 3, LH Side	0.25 h	
Install the Actuator of PAX/Crew Door 3, RH Side	0.25 h	
Install the Actuator of PAX/Crew Door 4, LH Side	0.25 h	
Re-Identify the PAX/Crew Door 1, LH Side	0.25 h	
Re-Identify the PAX/Crew Door 1, RH Side	0.25 h	
Re-Identify the PAX/Crew Door 2, LH Side	0.25 h	
Re-Identify the PAX/Crew Door 2, RH Side	0.25 h	
Re-Identify the PAX/Crew Door 3, LH Side	0.25 h	
Re-Identify the PAX/Crew Door 3, RH Side	0.25 h	
Re-Identify the PAX/Crew Door 4, LH Side	0.25 h	
PREPARATION FOR TEST		
None		
TEST		
Test	0.70 h	
CLOSE-UP		
Close-up	1.75 h	
TOTAL MAN-HOURS	9.45 h	
ELAPSED TIME (HOURS)	4.95 h	
Additional man-hours related to Vendor SB; refer to:		
Modify the Actuator of PAX/Crew Doors in accordance with VSB	Ref. RATIER-FIGEAC (F0221) VSB FE396-52-01	BENCH

NOTE: For an explanation of the man-hours and elapsed time, refer to the Gantt Chart given in Appendix MANPOWER GANTT CHART.

(b) Task set A350-A-52-XX-P049-01000-93AB-A OPTION 2 - Replacement of the Door Actuator as per AMM

PREPARATION		
Job Set-Up	1.75 h	
PROCEDURE		
Replace the actuator of PAX/Crew Door 1, LH Side	0.50 h	

Replace the actuator of PAX/Crew Door 1, RH Side	0.50 h	
Replace the actuator of PAX/Crew Door 2, LH Side	0.50 h	
Replace the actuator of PAX/Crew Door 2, RH Side	0.50 h	
Replace the actuator of PAX/Crew Door 3, LH Side	0.50 h	
Replace the actuator of PAX/Crew Door 3, RH Side	0.50 h	
Replace the actuator of PAX/Crew Door 4, LH Side	0.50 h	
Re-Identify the PAX/Crew Door 1, LH Side	0.25 h	
Re-Identify the PAX/Crew Door 1, RH Side	0.25 h	
Re-Identify the PAX/Crew Door 2, LH Side	0.25 h	
Re-Identify the PAX/Crew Door 2, RH Side	0.25 h	
Re-Identify the PAX/Crew Door 3, LH Side	0.25 h	
Re-Identify the PAX/Crew Door 3, RH Side	0.25 h	
Re-Identify the PAX/Crew Door 4, LH Side	0.25 h	
PREPARATION FOR TEST		
None		
TEST		
Test	0.70 h	
CLOSE-UP		
Close-up	1.75 h	
TOTAL MAN-HOURS	9.45 h	
ELAPSED TIME (HOURS)	4.95 h	

NOTE: For an explanation of the man-hours and elapsed time, refer to the Gantt Chart given in Appendix MANPOWER GANTT CHART.

CONF 014

The manpower estimates given in this Service Bulletin are based on the direct labor cost to do the work. These estimates assume that the work will be done by experienced personnel, and may need to be revised upwards to suit operator’s circumstances. The estimates do not include the time to prepare, plan or inspect the work. Manufacture and procurement of parts and tools, drying times for paints, sealants, etc., and general administration work are also not included.

(1) Modification of Door Actuator

(a) Task set A350-A-52-XX-P049-01000-93AA-A OPTION 1 - Modification of the Door Actuator in accordance with VSB

PREPARATION		
Job Set-Up	1.00 h	
PROCEDURE		
Remove and Retain the Actuator of PAX/Crew Door 1, LH Side	0.25 h	
Remove and Retain the Actuator of PAX/Crew Door 1, RH Side	0.25 h	
Remove and Retain the Actuator of PAX/Crew Door 3, LH Side	0.25 h	
Remove and Retain the Actuator of PAX/Crew Door 3, RH Side	0.25 h	

Install the Actuator of PAX/Crew Door 1, LH Side	0.25 h	
Install the Actuator of PAX/Crew Door 1, RH Side	0.25 h	
Install the Actuator of PAX/Crew Door 3, LH Side	0.25 h	
Install the Actuator of PAX/Crew Door 3, RH Side	0.25 h	
Re-Identify the PAX/Crew Door 1, LH Side	0.25 h	
Re-Identify the PAX/Crew Door 1, RH Side	0.25 h	
Re-Identify the PAX/Crew Door 3, LH Side	0.25 h	
Re-Identify the PAX/Crew Door 3, RH Side	0.25 h	
PREPARATION FOR TEST		
None		
TEST		
Test	0.40 h	
CLOSE-UP		
Close-up	1.00 h	
TOTAL MAN-HOURS	5.40 h	
ELAPSED TIME (HOURS)	3.15 h	
Additional man-hours related to Vendor SB; refer to:		
Modify the Actuator of PAX/Crew Doors in accordance with VSB	Ref. RATIER-FIGEAC (F0221) VSB FE396-52-01	BENCH

NOTE: For an explanation of the man-hours and elapsed time, refer to the Gantt Chart given in Appendix MANPOWER GANTT CHART.

(b) Task set A350-A-52-XX-P049-01000-93AB-A OPTION 2 - Replacement of the Door Actuator as per AMM

PREPARATION		
Job Set-Up	1.00 h	
PROCEDURE		
Replace the actuator of PAX/Crew Door 1, LH Side	0.50 h	
Replace the actuator of PAX/Crew Door 1, RH Side	0.50 h	
Replace the actuator of PAX/Crew Door 3, LH Side	0.50 h	
Replace the actuator of PAX/Crew Door 3, RH Side	0.50 h	
Re-Identify the PAX/Crew Door 1, LH Side	0.25 h	
Re-Identify the PAX/Crew Door 1, RH Side	0.25 h	
Re-Identify the PAX/Crew Door 3, LH Side	0.25 h	
Re-Identify the PAX/Crew Door 3, RH Side	0.25 h	
PREPARATION FOR TEST		
None		
TEST		
Test	0.40 h	
CLOSE-UP		
Close-up	1.00 h	
TOTAL MAN-HOURS	5.40 h	
ELAPSED TIME (HOURS)	3.15 h	

NOTE: For an explanation of the man-hours and elapsed time, refer to the Gantt Chart given in Appendix MANPOWER GANTT CHART.

CONF 015

The manpower estimates given in this Service Bulletin are based on the direct labor cost to do the work. These estimates assume that the work will be done by experienced personnel, and may need to be revised upwards to suit operator's circumstances. The estimates do not include the time to prepare, plan or inspect the work. Manufacture and procurement of parts and tools, drying times for paints, sealants, etc., and general administration work are also not included.

(1) Modification of Door Actuator

(a) Task set A350-A-52-XX-P049-01000-93AA-A OPTION 1 - Modification of the Door Actuator in accordance with VSB

PREPARATION		
Job Set-Up	0.50 h	
PROCEDURE		
Remove and Retain the Actuator of PAX/Crew Door 2, RH Side	0.25 h	
Remove and Retain the Actuator of PAX/Crew Door 3, LH Side	0.25 h	
Install the Actuator of PAX/Crew Door 2, RH Side	0.25 h	
Install the Actuator of PAX/Crew Door 3, LH Side	0.25 h	
Re-Identify the PAX/Crew Door 2, RH Side	0.25 h	
Re-Identify the PAX/Crew Door 3, LH Side	0.25 h	
PREPARATION FOR TEST		
None		
TEST		
Test	0.20 h	
CLOSE-UP		
Close-up	0.50 h	
TOTAL MAN-HOURS	2.70 h	
ELAPSED TIME (HOURS)	1.95 h	
Additional man-hours related to Vendor SB; refer to:		
Modify the Actuator of PAX/Crew Doors in accordance with VSB	Ref. RATIER-FIGEAC (F0221) VSB FE396-52-01	BENCH

NOTE: For an explanation of the man-hours and elapsed time, refer to the Gantt Chart given in Appendix MANPOWER GANTT CHART.

(b) Task set A350-A-52-XX-P049-01000-93AB-A OPTION 2 - Replacement of the Door Actuator as per AMM

PREPARATION		
Job Set-Up	0.50 h	
PROCEDURE		
Replace the actuator of PAX/Crew Door 2, RH Side	0.50 h	
Replace the actuator of PAX/Crew Door 3, LH Side	0.50 h	
Re-Identify the PAX/Crew Door 2, RH Side	0.25 h	

Re-Identify the PAX/Crew Door 3, LH Side	0.25 h	
PREPARATION FOR TEST		
None		
TEST		
Test	0.20 h	
CLOSE-UP		
Close-up	0.50 h	
TOTAL MAN-HOURS	2.70 h	
ELAPSED TIME (HOURS)	1.95 h	

NOTE: For an explanation of the man-hours and elapsed time, refer to the Gantt Chart given in Appendix MANPOWER GANTT CHART.

CONF 016

The manpower estimates given in this Service Bulletin are based on the direct labor cost to do the work. These estimates assume that the work will be done by experienced personnel, and may need to be revised upwards to suit operator’s circumstances. The estimates do not include the time to prepare, plan or inspect the work. Manufacture and procurement of parts and tools, drying times for paints, sealants, etc., and general administration work are also not included.

(1) Modification of Door Actuator

(a) Task set A350-A-52-XX-P049-01000-93AA-A OPTION 1 - Modification of the Door Actuator in accordance with VSB

PREPARATION		
Job Set-Up	0.75 h	
PROCEDURE		
Remove and Retain the Actuator of PAX/Crew Door 2, RH Side	0.25 h	
Remove and Retain the Actuator of PAX/Crew Door 3, LH Side	0.25 h	
Remove and Retain the Actuator of PAX/Crew Door 4, LH Side	0.25 h	
Install the Actuator of PAX/Crew Door 2, RH Side	0.25 h	
Install the Actuator of PAX/Crew Door 3, LH Side	0.25 h	
Install the Actuator of PAX/Crew Door 4, LH Side	0.25 h	
Re-Identify the PAX/Crew Door 2, RH Side	0.25 h	
Re-Identify the PAX/Crew Door 3, LH Side	0.25 h	
Re-Identify the PAX/Crew Door 4, LH Side	0.25 h	
PREPARATION FOR TEST		
None		
TEST		
Test	0.30 h	
CLOSE-UP		
Close-up	0.75 h	
TOTAL MAN-HOURS	4.05 h	
ELAPSED TIME (HOURS)	2.55 h	

Additional man-hours related to Vendor SB; refer to:		
Modify the Actuator of PAX/Crew Doors in accordance with VSB	Ref. RATIER-FIGEAC (F0221) VSB FE396-52-01	BENCH

NOTE: For an explanation of the man-hours and elapsed time, refer to the Gantt Chart given in Appendix MANPOWER GANTT CHART.

(b) Task set A350-A-52-XX-P049-01000-93AB-A OPTION 2 - Replacement of the Door Actuator as per AMM

PREPARATION		
Job Set-Up	0.75 h	
PROCEDURE		
Replace the actuator of PAX/Crew Door 2, RH Side	0.50 h	
Replace the actuator of PAX/Crew Door 3, LH Side	0.50 h	
Replace the actuator of PAX/Crew Door 4, LH Side	0.50 h	
Re-Identify the PAX/Crew Door 2, RH Side	0.25 h	
Re-Identify the PAX/Crew Door 3, LH Side	0.25 h	
Re-Identify the PAX/Crew Door 4, LH Side	0.25 h	
PREPARATION FOR TEST		
None		
TEST		
Test	0.30 h	
CLOSE-UP		
Close-up	0.75 h	
TOTAL MAN-HOURS	4.05 h	
ELAPSED TIME (HOURS)	2.55 h	

NOTE: For an explanation of the man-hours and elapsed time, refer to the Gantt Chart given in Appendix MANPOWER GANTT CHART.

CONF 017

The manpower estimates given in this Service Bulletin are based on the direct labor cost to do the work. These estimates assume that the work will be done by experienced personnel, and may need to be revised upwards to suit operator’s circumstances. The estimates do not include the time to prepare, plan or inspect the work. Manufacture and procurement of parts and tools, drying times for paints, sealants, etc., and general administration work are also not included.

(1) Modification of Door Actuator

(a) Task set A350-A-52-XX-P049-01000-93AA-A OPTION 1 - Modification of the Door Actuator in accordance with VSB

PREPARATION		
Job Set-Up	1.25 h	
PROCEDURE		
Remove and Retain the Actuator of PAX/Crew Door 2, LH Side	0.25 h	
Remove and Retain the Actuator of PAX/Crew Door 3, LH Side	0.25 h	

Remove and Retain the Actuator of PAX/Crew Door 3, RH Side	0.25 h	
Remove and Retain the Actuator of PAX/Crew Door 4, LH Side	0.25 h	
Remove and Retain the Actuator of PAX/Crew Door 4, RH Side	0.25 h	
Install the Actuator of PAX/Crew Door 2, LH Side	0.25 h	
Install the Actuator of PAX/Crew Door 3, LH Side	0.25 h	
Install the Actuator of PAX/Crew Door 3, RH Side	0.25 h	
Install the Actuator of PAX/Crew Door 4, LH Side	0.25 h	
Install the Actuator of PAX/Crew Door 4, RH Side	0.25 h	
Re-Identify the PAX/Crew Door 2, LH Side	0.25 h	
Re-Identify the PAX/Crew Door 3, LH Side	0.25 h	
Re-Identify the PAX/Crew Door 3, RH Side	0.25 h	
Re-Identify the PAX/Crew Door 4, LH Side	0.25 h	
Re-Identify the PAX/Crew Door 4, RH Side	0.25 h	
PREPARATION FOR TEST		
None		
TEST		
Test	0.50 h	
CLOSE-UP		
Close-up	1.25 h	
TOTAL MAN-HOURS	6.75 h	
ELAPSED TIME (HOURS)	3.75 h	
Additional man-hours related to Vendor SB; refer to:		
Modify the Actuator of PAX/Crew Doors in accordance with VSB	Ref. RATIER-FIGEAC (F0221) VSB FE396-52-01	BENCH

NOTE: For an explanation of the man-hours and elapsed time, refer to the Gantt Chart given in Appendix MANPOWER GANTT CHART.

(b) Task set A350-A-52-XX-P049-01000-93AB-A OPTION 2 - Replacement of the Door Actuator as per AMM

PREPARATION		
Job Set-Up	1.25 h	
PROCEDURE		
Replace the actuator of PAX/Crew Door 2, LH Side	0.50 h	
Replace the actuator of PAX/Crew Door 3, LH Side	0.50 h	
Replace the actuator of PAX/Crew Door 3, RH Side	0.50 h	
Replace the actuator of PAX/Crew Door 4, LH Side	0.50 h	
Replace the actuator of PAX/Crew Door 4, RH Side	0.50 h	
Re-Identify the PAX/Crew Door 2, LH Side	0.25 h	
Re-Identify the PAX/Crew Door 3, LH Side	0.25 h	
Re-Identify the PAX/Crew Door 3, RH Side	0.25 h	
Re-Identify the PAX/Crew Door 4, LH Side	0.25 h	

Re-Identify the PAX/Crew Door 4, RH Side	0.25 h	
PREPARATION FOR TEST		
None		
TEST		
Test	0.50 h	
CLOSE-UP		
Close-up	1.25 h	
TOTAL MAN-HOURS	6.75 h	
ELAPSED TIME (HOURS)	3.75 h	

NOTE: For an explanation of the man-hours and elapsed time, refer to the Gantt Chart given in Appendix MANPOWER GANTT CHART.

CONF 018

The manpower estimates given in this Service Bulletin are based on the direct labor cost to do the work. These estimates assume that the work will be done by experienced personnel, and may need to be revised upwards to suit operator’s circumstances. The estimates do not include the time to prepare, plan or inspect the work. Manufacture and procurement of parts and tools, drying times for paints, sealants, etc., and general administration work are also not included.

(1) Modification of Door Actuator

(a) Task set A350-A-52-XX-P049-01000-93AA-A OPTION 1 - Modification of the Door Actuator in accordance with VSB

PREPARATION		
Job Set-Up	0.25 h	
PROCEDURE		
Remove and Retain the Actuator of PAX/Crew Door 2, RH Side	0.25 h	
Install the Actuator of PAX/Crew Door 2, RH Side	0.25 h	
Re-Identify the PAX/Crew Door 2, RH Side	0.25 h	
PREPARATION FOR TEST		
None		
TEST		
Test	0.10 h	
CLOSE-UP		
Close-up	0.25 h	
TOTAL MAN-HOURS	1.35 h	
ELAPSED TIME (HOURS)	1.35 h	
Additional man-hours related to Vendor SB; refer to:		
Modify the Actuator of PAX/Crew Doors in accordance with VSB	Ref. RATIER-FIGEAC (F0221) VSB FE396-52-01	BENCH

(b) Task set A350-A-52-XX-P049-01000-93AB-A OPTION 2 - Replacement of the Door Actuator as per AMM

PREPARATION		
Job Set-Up	0.25 h	

PROCEDURE		
Replace the actuator of PAX/Crew Door 2, RH Side	0.50 h	
Re-Identify the PAX/Crew Door 2, RH Side	0.25 h	
PREPARATION FOR TEST		
None		
TEST		
Test	0.10 h	
CLOSE-UP		
Close-up	0.25 h	
TOTAL MAN-HOURS	1.35 h	
ELAPSED TIME (HOURS)	1.35 h	

CONF 019

The manpower estimates given in this Service Bulletin are based on the direct labor cost to do the work. These estimates assume that the work will be done by experienced personnel, and may need to be revised upwards to suit operator’s circumstances. The estimates do not include the time to prepare, plan or inspect the work. Manufacture and procurement of parts and tools, drying times for paints, sealants, etc., and general administration work are also not included.

(1) Modification of Door Actuator

(a) Task set A350-A-52-XX-P049-01000-93AA-A OPTION 1 - Modification of the Door Actuator in accordance with VSB

PREPARATION		
Job Set-Up	1.75 h	
PROCEDURE		
Remove and Retain the Actuator of PAX/Crew Door 1, LH Side	0.25 h	
Remove and Retain the Actuator of PAX/Crew Door 1, RH Side	0.25 h	
Remove and Retain the Actuator of PAX/Crew Door 2, LH Side	0.25 h	
Remove and Retain the Actuator of PAX/Crew Door 2, RH Side	0.25 h	
Remove and Retain the Actuator of PAX/Crew Door 3, LH Side	0.25 h	
Remove and Retain the Actuator of PAX/Crew Door 4, LH Side	0.25 h	
Remove and Retain the Actuator of PAX/Crew Door 4, RH Side	0.25 h	
Install the Actuator of PAX/Crew Door 1, LH Side	0.25 h	
Install the Actuator of PAX/Crew Door 1, RH Side	0.25 h	
Install the Actuator of PAX/Crew Door 2, LH Side	0.25 h	
Install the Actuator of PAX/Crew Door 2, RH Side	0.25 h	
Install the Actuator of PAX/Crew Door 3, LH Side	0.25 h	
Install the Actuator of PAX/Crew Door 4, LH Side	0.25 h	
Install the Actuator of PAX/Crew Door 4, RH Side	0.25 h	

Re-Identify the PAX/Crew Door 1, LH Side	0.25 h	
Re-Identify the PAX/Crew Door 1, RH Side	0.25 h	
Re-Identify the PAX/Crew Door 2, LH Side	0.25 h	
Re-Identify the PAX/Crew Door 2, RH Side	0.25 h	
Re-Identify the PAX/Crew Door 3, LH Side	0.25 h	
Re-Identify the PAX/Crew Door 4, LH Side	0.25 h	
Re-Identify the PAX/Crew Door 4, RH Side	0.25 h	
PREPARATION FOR TEST		
None		
TEST		
Test	0.70 h	
CLOSE-UP		
Close-up	1.75 h	
TOTAL MAN-HOURS	9.45 h	
ELAPSED TIME (HOURS)	4.95 h	
Additional man-hours related to Vendor SB; refer to:		
Modify the Actuator of PAX/Crew Doors in accordance with VSB	Ref. RATIER-FIGEAC (F0221) VSB FE396-52-01	BENCH

NOTE: For an explanation of the man-hours and elapsed time, refer to the Gantt Chart given in Appendix MANPOWER GANTT CHART.

(b) Task set A350-A-52-XX-P049-01000-93AB-A OPTION 2 - Replacement of the Door Actuator as per AMM

PREPARATION		
Job Set-Up	1.75 h	
PROCEDURE		
Replace the actuator of PAX/Crew Door 1, LH Side	0.50 h	
Replace the actuator of PAX/Crew Door 1, RH Side	0.50 h	
Replace the actuator of PAX/Crew Door 2, LH Side	0.50 h	
Replace the actuator of PAX/Crew Door 2, RH Side	0.50 h	
Replace the actuator of PAX/Crew Door 3, LH Side	0.50 h	
Replace the actuator of PAX/Crew Door 4, LH Side	0.50 h	
Replace the actuator of PAX/Crew Door 4, RH Side	0.50 h	
Re-Identify the PAX/Crew Door 1, LH Side	0.25 h	
Re-Identify the PAX/Crew Door 1, RH Side	0.25 h	
Re-Identify the PAX/Crew Door 2, LH Side	0.25 h	
Re-Identify the PAX/Crew Door 2, RH Side	0.25 h	
Re-Identify the PAX/Crew Door 3, LH Side	0.25 h	
Re-Identify the PAX/Crew Door 4, LH Side	0.25 h	
Re-Identify the PAX/Crew Door 4, RH Side	0.25 h	
PREPARATION FOR TEST		
None		
TEST		

Test	0.70 h	
CLOSE-UP		
Close-up	1.75 h	
TOTAL MAN-HOURS	9.45 h	
ELAPSED TIME (HOURS)	4.95 h	

NOTE: For an explanation of the man-hours and elapsed time, refer to the Gantt Chart given in Appendix MANPOWER GANTT CHART.

CONF 020

The manpower estimates given in this Service Bulletin are based on the direct labor cost to do the work. These estimates assume that the work will be done by experienced personnel, and may need to be revised upwards to suit operator's circumstances. The estimates do not include the time to prepare, plan or inspect the work. Manufacture and procurement of parts and tools, drying times for paints, sealants, etc., and general administration work are also not included.

(1) Modification of Door Actuator

(a) Task set A350-A-52-XX-P049-01000-93AA-A OPTION 1 - Modification of the Door Actuator in accordance with VSB

PREPARATION		
Job Set-Up	0.25 h	
PROCEDURE		
Remove and Retain the Actuator of PAX/Crew Door 3, RH Side	0.25 h	
Install the Actuator of PAX/Crew Door 3, RH Side	0.25 h	
Re-Identify the PAX/Crew Door 3, RH Side	0.25 h	
PREPARATION FOR TEST		
None		
TEST		
Test	0.10 h	
CLOSE-UP		
Close-up	0.25 h	
TOTAL MAN-HOURS	1.35 h	
ELAPSED TIME (HOURS)	1.35 h	
Additional man-hours related to Vendor SB; refer to:		
Modify the Actuator of PAX/Crew Doors in accordance with VSB	Ref. RATIER-FIGEAC (F0221) VSB FE396-52-01	BENCH

(b) Task set A350-A-52-XX-P049-01000-93AB-A OPTION 2 - Replacement of the Door Actuator as per AMM

PREPARATION		
Job Set-Up	0.25 h	
PROCEDURE		
Replace the actuator of PAX/Crew Door 3, RH Side	0.50 h	
Re-Identify the PAX/Crew Door 3, RH Side	0.25 h	
PREPARATION FOR TEST		

None		
TEST		
Test	0.10 h	
CLOSE-UP		
Close-up	0.25 h	
TOTAL MAN-HOURS	1.35 h	
ELAPSED TIME (HOURS)	1.35 h	

CONF 021

The manpower estimates given in this Service Bulletin are based on the direct labor cost to do the work. These estimates assume that the work will be done by experienced personnel, and may need to be revised upwards to suit operator’s circumstances. The estimates do not include the time to prepare, plan or inspect the work. Manufacture and procurement of parts and tools, drying times for paints, sealants, etc., and general administration work are also not included.

(1) Modification of Door Actuator

(a) Task set A350-A-52-XX-P049-01000-93AA-A OPTION 1 - Modification of the Door Actuator in accordance with VSB

PREPARATION		
Job Set-Up	1.00 h	
PROCEDURE		
Remove and Retain the Actuator of PAX/Crew Door 1, RH Side	0.25 h	
Remove and Retain the Actuator of PAX/Crew Door 2, RH Side	0.25 h	
Remove and Retain the Actuator of PAX/Crew Door 3, LH Side	0.25 h	
Remove and Retain the Actuator of PAX/Crew Door 3, RH Side	0.25 h	
Install the Actuator of PAX/Crew Door 1, RH Side	0.25 h	
Install the Actuator of PAX/Crew Door 2, RH Side	0.25 h	
Install the Actuator of PAX/Crew Door 3, LH Side	0.25 h	
Install the Actuator of PAX/Crew Door 3, RH Side	0.25 h	
Re-Identify the PAX/Crew Door 1, RH Side	0.25 h	
Re-Identify the PAX/Crew Door 2, RH Side	0.25 h	
Re-Identify the PAX/Crew Door 3, LH Side	0.25 h	
Re-Identify the PAX/Crew Door 3, RH Side	0.25 h	
PREPARATION FOR TEST		
None		
TEST		
Test	0.40 h	
CLOSE-UP		
Close-up	1.00 h	
TOTAL MAN-HOURS	5.40 h	
ELAPSED TIME (HOURS)	3.15 h	

Additional man-hours related to Vendor SB; refer to:		
Modify the Actuator of PAX/Crew Doors in accordance with VSB	Ref. RATIER-FIGEAC (F0221) VSB FE396-52-01	BENCH

NOTE: For an explanation of the man-hours and elapsed time, refer to the Gantt Chart given in Appendix MANPOWER GANTT CHART.

(b) Task set A350-A-52-XX-P049-01000-93AB-A OPTION 2 - Replacement of the Door Actuator as per AMM

PREPARATION		
Job Set-Up	1.00 h	
PROCEDURE		
Replace the actuator of PAX/Crew Door 1, RH Side	0.50 h	
Replace the actuator of PAX/Crew Door 2, RH Side	0.50 h	
Replace the actuator of PAX/Crew Door 3, LH Side	0.50 h	
Replace the actuator of PAX/Crew Door 3, RH Side	0.50 h	
Re-Identify the PAX/Crew Door 1, RH Side	0.25 h	
Re-Identify the PAX/Crew Door 2, RH Side	0.25 h	
Re-Identify the PAX/Crew Door 3, LH Side	0.25 h	
Re-Identify the PAX/Crew Door 3, RH Side	0.25 h	
PREPARATION FOR TEST		
None		
TEST		
Test	0.40 h	
CLOSE-UP		
Close-up	1.00 h	
TOTAL MAN-HOURS	5.40 h	
ELAPSED TIME (HOURS)	3.15 h	

NOTE: For an explanation of the man-hours and elapsed time, refer to the Gantt Chart given in Appendix MANPOWER GANTT CHART.

CONF 022

The manpower estimates given in this Service Bulletin are based on the direct labor cost to do the work. These estimates assume that the work will be done by experienced personnel, and may need to be revised upwards to suit operator’s circumstances. The estimates do not include the time to prepare, plan or inspect the work. Manufacture and procurement of parts and tools, drying times for paints, sealants, etc., and general administration work are also not included.

(1) Modification of Door Actuator

(a) Task set A350-A-52-XX-P049-01000-93AA-A OPTION 1 - Modification of the Door Actuator in accordance with VSB

PREPARATION		
Job Set-Up	0.75 h	
PROCEDURE		
Remove and Retain the Actuator of PAX/Crew Door 2, RH Side	0.25 h	

Remove and Retain the Actuator of PAX/Crew Door 3, LH Side	0.25 h	
Remove and Retain the Actuator of PAX/Crew Door 3, RH Side	0.25 h	
Install the Actuator of PAX/Crew Door 2, RH Side	0.25 h	
Install the Actuator of PAX/Crew Door 3, LH Side	0.25 h	
Install the Actuator of PAX/Crew Door 3, RH Side	0.25 h	
Re-Identify the PAX/Crew Door 2, RH Side	0.25 h	
Re-Identify the PAX/Crew Door 3, LH Side	0.25 h	
Re-Identify the PAX/Crew Door 3, RH Side	0.25 h	
PREPARATION FOR TEST		
None		
TEST		
Test	0.30 h	
CLOSE-UP		
Close-up	0.75 h	
TOTAL MAN-HOURS	4.05 h	
ELAPSED TIME (HOURS)	2.55 h	
Additional man-hours related to Vendor SB; refer to:		
Modify the Actuator of PAX/Crew Doors in accordance with VSB	Ref. RATIER-FIGEAC (F0221) VSB FE396-52-01	BENCH

NOTE: For an explanation of the man-hours and elapsed time, refer to the Gantt Chart given in Appendix MANPOWER GANTT CHART.

(b) Task set A350-A-52-XX-P049-01000-93AB-A OPTION 2 - Replacement of the Door Actuator as per AMM

PREPARATION		
Job Set-Up	0.75 h	
PROCEDURE		
Replace the actuator of PAX/Crew Door 2, RH Side	0.50 h	
Replace the actuator of PAX/Crew Door 3, LH Side	0.50 h	
Replace the actuator of PAX/Crew Door 3, RH Side	0.50 h	
Re-Identify the PAX/Crew Door 2, RH Side	0.25 h	
Re-Identify the PAX/Crew Door 3, LH Side	0.25 h	
Re-Identify the PAX/Crew Door 3, RH Side	0.25 h	
PREPARATION FOR TEST		
None		
TEST		
Test	0.30 h	
CLOSE-UP		
Close-up	0.75 h	
TOTAL MAN-HOURS	4.05 h	
ELAPSED TIME (HOURS)	2.55 h	

NOTE: For an explanation of the man-hours and elapsed time, refer to the Gantt Chart given in Appendix MANPOWER GANTT CHART.

CONF 023

The manpower estimates given in this Service Bulletin are based on the direct labor cost to do the work. These estimates assume that the work will be done by experienced personnel, and may need to be revised upwards to suit operator's circumstances. The estimates do not include the time to prepare, plan or inspect the work. Manufacture and procurement of parts and tools, drying times for paints, sealants, etc., and general administration work are also not included.

(1) Modification of Door Actuator

(a) Task set A350-A-52-XX-P049-01000-93AA-A OPTION 1 - Modification of the Door Actuator in accordance with VSB

PREPARATION		
Job Set-Up	0.50 h	
PROCEDURE		
Remove and Retain the Actuator of PAX/Crew Door 2, RH Side	0.25 h	
Remove and Retain the Actuator of PAX/Crew Door 3, RH Side	0.25 h	
Install the Actuator of PAX/Crew Door 2, RH Side	0.25 h	
Install the Actuator of PAX/Crew Door 3, RH Side	0.25 h	
Re-Identify the PAX/Crew Door 2, RH Side	0.25 h	
Re-Identify the PAX/Crew Door 3, RH Side	0.25 h	
PREPARATION FOR TEST		
None		
TEST		
Test	0.20 h	
CLOSE-UP		
Close-up	0.50 h	
TOTAL MAN-HOURS	2.70 h	
ELAPSED TIME (HOURS)	1.95 h	
Additional man-hours related to Vendor SB; refer to:		
Modify the Actuator of PAX/Crew Doors in accordance with VSB	Ref. RATIER-FIGEAC (F0221) VSB FE396-52-01	BENCH

NOTE: For an explanation of the man-hours and elapsed time, refer to the Gantt Chart given in Appendix MANPOWER GANTT CHART.

(b) Task set A350-A-52-XX-P049-01000-93AB-A OPTION 2 - Replacement of the Door Actuator as per AMM

PREPARATION		
Job Set-Up	0.50 h	
PROCEDURE		
Replace the actuator of PAX/Crew Door 2, RH Side	0.50 h	
Replace the actuator of PAX/Crew Door 3, RH Side	0.50 h	
Re-Identify the PAX/Crew Door 2, RH Side	0.25 h	

Re-Identify the PAX/Crew Door 3, RH Side	0.25 h	
PREPARATION FOR TEST		
None		
TEST		
Test	0.20 h	
CLOSE-UP		
Close-up	0.50 h	
TOTAL MAN-HOURS	2.70 h	
ELAPSED TIME (HOURS)	1.95 h	

NOTE: For an explanation of the man-hours and elapsed time, refer to the Gantt Chart given in Appendix MANPOWER GANTT CHART.

CONF 024

The manpower estimates given in this Service Bulletin are based on the direct labor cost to do the work. These estimates assume that the work will be done by experienced personnel, and may need to be revised upwards to suit operator's circumstances. The estimates do not include the time to prepare, plan or inspect the work. Manufacture and procurement of parts and tools, drying times for paints, sealants, etc., and general administration work are also not included.

(1) Modification of Door Actuator

(a) Task set A350-A-52-XX-P049-01000-93AA-A OPTION 1 - Modification of the Door Actuator in accordance with VSB

PREPARATION		
Job Set-Up	0.50 h	
PROCEDURE		
Remove and Retain the Actuator of PAX/Crew Door 1, RH Side	0.25 h	
Remove and Retain the Actuator of PAX/Crew Door 2, RH Side	0.25 h	
Install the Actuator of PAX/Crew Door 1, RH Side	0.25 h	
Install the Actuator of PAX/Crew Door 2, RH Side	0.25 h	
Re-Identify the PAX/Crew Door 1, RH Side	0.25 h	
Re-Identify the PAX/Crew Door 2, RH Side	0.25 h	
PREPARATION FOR TEST		
None		
TEST		
Test	0.20 h	
CLOSE-UP		
Close-up	0.50 h	
TOTAL MAN-HOURS	2.70 h	
ELAPSED TIME (HOURS)	1.95 h	
Additional man-hours related to Vendor SB; refer to:		
Modify the Actuator of PAX/Crew Doors in accordance with VSB	Ref. RATIER-FIGEAC (F0221) VSB FE396-52-01	BENCH

NOTE: For an explanation of the man-hours and elapsed time, refer to the Gantt Chart given in Appendix MANPOWER GANTT CHART.

(b) Task set A350-A-52-XX-P049-01000-93AB-A OPTION 2 - Replacement of the Door Actuator as per AMM

PREPARATION		
Job Set-Up	0.50 h	
PROCEDURE		
Replace the actuator of PAX/Crew Door 1, RH Side	0.50 h	
Replace the actuator of PAX/Crew Door 2, RH Side	0.50 h	
Re-Identify the PAX/Crew Door 1, RH Side	0.25 h	
Re-Identify the PAX/Crew Door 2, RH Side	0.25 h	
PREPARATION FOR TEST		
None		
TEST		
Test	0.20 h	
CLOSE-UP		
Close-up	0.50 h	
TOTAL MAN-HOURS	2.70 h	
ELAPSED TIME (HOURS)	1.95 h	

NOTE: For an explanation of the man-hours and elapsed time, refer to the Gantt Chart given in Appendix MANPOWER GANTT CHART.

CONF 025

The manpower estimates given in this Service Bulletin are based on the direct labor cost to do the work. These estimates assume that the work will be done by experienced personnel, and may need to be revised upwards to suit operator’s circumstances. The estimates do not include the time to prepare, plan or inspect the work. Manufacture and procurement of parts and tools, drying times for paints, sealants, etc., and general administration work are also not included.

(1) Modification of Door Actuator

(a) Task set A350-A-52-XX-P049-01000-93AA-A OPTION 1 - Modification of the Door Actuator in accordance with VSB

PREPARATION		
Job Set-Up	2.00 h	
PROCEDURE		
Remove and Retain the Actuator of PAX/Crew Door 1, LH Side	0.25 h	
Remove and Retain the Actuator of PAX/Crew Door 1, RH Side	0.25 h	
Remove and Retain the Actuator of PAX/Crew Door 2, LH Side	0.25 h	
Remove and Retain the Actuator of PAX/Crew Door 2, RH Side	0.25 h	
Remove and Retain the Actuator of PAX/Crew Door 3, LH Side	0.25 h	

Remove and Retain the Actuator of PAX/Crew Door 3, RH Side	0.25 h	
Remove and Retain the Actuator of PAX/Crew Door 4, LH Side	0.25 h	
Remove and Retain the Actuator of PAX/Crew Door 4, RH Side	0.25 h	
Install the Actuator of PAX/Crew Door 1, LH Side	0.25 h	
Install the Actuator of PAX/Crew Door 1, RH Side	0.25 h	
Install the Actuator of PAX/Crew Door 2, LH Side	0.25 h	
Install the Actuator of PAX/Crew Door 2, RH Side	0.25 h	
Install the Actuator of PAX/Crew Door 3, LH Side	0.25 h	
Install the Actuator of PAX/Crew Door 3, RH Side	0.25 h	
Install the Actuator of PAX/Crew Door 4, LH Side	0.25 h	
Install the Actuator of PAX/Crew Door 4, RH Side	0.25 h	
Re-Identify the PAX/Crew Door 1, LH Side	0.25 h	
Re-Identify the PAX/Crew Door 1, RH Side	0.25 h	
Re-Identify the PAX/Crew Door 2, LH Side	0.25 h	
Re-Identify the PAX/Crew Door 2, RH Side	0.25 h	
Re-Identify the PAX/Crew Door 3, LH Side	0.25 h	
Re-Identify the PAX/Crew Door 3, RH Side	0.25 h	
Re-Identify the PAX/Crew Door 4, LH Side	0.25 h	
Re-Identify the PAX/Crew Door 4, RH Side	0.25 h	
PREPARATION FOR TEST		
None		
TEST		
Test	0.80 h	
CLOSE-UP		
Close-up	2.00 h	
TOTAL MAN-HOURS	10.80 h	
ELAPSED TIME (HOURS)	5.55 h	
Additional man-hours related to Vendor SB; refer to:		
Modify the Actuator of PAX/Crew Doors in accordance with VSB	Ref. RATIER-FIGEAC (F0221) VSB FE396-52-01	BENCH

NOTE: For an explanation of the man-hours and elapsed time, refer to the Gantt Chart given in Appendix MANPOWER GANTT CHART.

(b) Task set A350-A-52-XX-P049-01000-93AB-A OPTION 2 - Replacement of the Door Actuator as per AMM

PREPARATION		
Job Set-Up	2.00 h	
PROCEDURE		
Replace the actuator of PAX/Crew Door 1, LH Side	0.50 h	
Replace the actuator of PAX/Crew Door 1, RH Side	0.50 h	
Replace the actuator of PAX/Crew Door 2, LH Side	0.50 h	

Replace the actuator of PAX/Crew Door 2, RH Side	0.50 h	
Replace the actuator of PAX/Crew Door 3, LH Side	0.50 h	
Replace the actuator of PAX/Crew Door 3, RH Side	0.50 h	
Replace the actuator of PAX/Crew Door 4, LH Side	0.50 h	
Replace the actuator of PAX/Crew Door 4, RH Side	0.50 h	
Re-Identify the PAX/Crew Door 1, LH Side	0.25 h	
Re-Identify the PAX/Crew Door 1, RH Side	0.25 h	
Re-Identify the PAX/Crew Door 2, LH Side	0.25 h	
Re-Identify the PAX/Crew Door 2, RH Side	0.25 h	
Re-Identify the PAX/Crew Door 3, LH Side	0.25 h	
Re-Identify the PAX/Crew Door 3, RH Side	0.25 h	
Re-Identify the PAX/Crew Door 4, LH Side	0.25 h	
Re-Identify the PAX/Crew Door 4, RH Side	0.25 h	
PREPARATION FOR TEST		
None		
TEST		
Test	0.80 h	
CLOSE-UP		
Close-up	2.00 h	
TOTAL MAN-HOURS	10.80 h	
ELAPSED TIME (HOURS)	5.55 h	

NOTE: For an explanation of the man-hours and elapsed time, refer to the Gantt Chart given in Appendix MANPOWER GANTT CHART.

CONF 026

The manpower estimates given in this Service Bulletin are based on the direct labor cost to do the work. These estimates assume that the work will be done by experienced personnel, and may need to be revised upwards to suit operator’s circumstances. The estimates do not include the time to prepare, plan or inspect the work. Manufacture and procurement of parts and tools, drying times for paints, sealants, etc., and general administration work are also not included.

(1) Modification of Door Actuator

(a) Task set A350-A-52-XX-P049-01000-93AA-A OPTION 1 - Modification of the Door Actuator in accordance with VSB

PREPARATION		
Job Set-Up	1.75 h	
PROCEDURE		
Remove and Retain the Actuator of PAX/Crew Door 1, LH Side	0.25 h	
Remove and Retain the Actuator of PAX/Crew Door 1, RH Side	0.25 h	
Remove and Retain the Actuator of PAX/Crew Door 2, LH Side	0.25 h	
Remove and Retain the Actuator of PAX/Crew Door 3, LH Side	0.25 h	

Remove and Retain the Actuator of PAX/Crew Door 3, RH Side	0.25 h	
Remove and Retain the Actuator of PAX/Crew Door 4, LH Side	0.25 h	
Remove and Retain the Actuator of PAX/Crew Door 4, RH Side	0.25 h	
Install the Actuator of PAX/Crew Door 1, LH Side	0.25 h	
Install the Actuator of PAX/Crew Door 1, RH Side	0.25 h	
Install the Actuator of PAX/Crew Door 2, LH Side	0.25 h	
Install the Actuator of PAX/Crew Door 3, LH Side	0.25 h	
Install the Actuator of PAX/Crew Door 3, RH Side	0.25 h	
Install the Actuator of PAX/Crew Door 4, LH Side	0.25 h	
Install the Actuator of PAX/Crew Door 4, RH Side	0.25 h	
Re-Identify the PAX/Crew Door 1, LH Side	0.25 h	
Re-Identify the PAX/Crew Door 1, RH Side	0.25 h	
Re-Identify the PAX/Crew Door 2, LH Side	0.25 h	
Re-Identify the PAX/Crew Door 3, LH Side	0.25 h	
Re-Identify the PAX/Crew Door 3, RH Side	0.25 h	
Re-Identify the PAX/Crew Door 4, LH Side	0.25 h	
Re-Identify the PAX/Crew Door 4, RH Side	0.25 h	
PREPARATION FOR TEST		
None		
TEST		
Test	0.70 h	
CLOSE-UP		
Close-up	1.75 h	
TOTAL MAN-HOURS	9.45 h	
ELAPSED TIME (HOURS)	4.95 h	
Additional man-hours related to Vendor SB; refer to:		
Modify the Actuator of PAX/Crew Doors in accordance with VSB	Ref. RATIER-FIGEAC (F0221) VSB FE396-52-01	BENCH

NOTE: For an explanation of the man-hours and elapsed time, refer to the Gantt Chart given in Appendix MANPOWER GANTT CHART.

(b) Task set A350-A-52-XX-P049-01000-93AB-A OPTION 2 - Replacement of the Door Actuator as per AMM

PREPARATION		
Job Set-Up	1.75 h	
PROCEDURE		
Replace the actuator of PAX/Crew Door 1, LH Side	0.50 h	
Replace the actuator of PAX/Crew Door 1, RH Side	0.50 h	
Replace the actuator of PAX/Crew Door 2, LH Side	0.50 h	
Replace the actuator of PAX/Crew Door 3, LH Side	0.50 h	
Replace the actuator of PAX/Crew Door 3, RH Side	0.50 h	

Replace the actuator of PAX/Crew Door 4, LH Side	0.50 h	
Replace the actuator of PAX/Crew Door 4, RH Side	0.50 h	
Re-Identify the PAX/Crew Door 1, LH Side	0.25 h	
Re-Identify the PAX/Crew Door 1, RH Side	0.25 h	
Re-Identify the PAX/Crew Door 2, LH Side	0.25 h	
Re-Identify the PAX/Crew Door 3, LH Side	0.25 h	
Re-Identify the PAX/Crew Door 3, RH Side	0.25 h	
Re-Identify the PAX/Crew Door 4, LH Side	0.25 h	
Re-Identify the PAX/Crew Door 4, RH Side	0.25 h	
PREPARATION FOR TEST		
None		
TEST		
Test	0.70 h	
CLOSE-UP		
Close-up	1.75 h	
TOTAL MAN-HOURS	9.45 h	
ELAPSED TIME (HOURS)	4.95 h	

NOTE: For an explanation of the man-hours and elapsed time, refer to the Gantt Chart given in Appendix MANPOWER GANTT CHART.

CONF ALL

H. WEIGHT AND BALANCE

Not changed

I. ELECTRICAL LOAD DATA

Not changed

J. REFERENCES

CONF 001

(1) Modification of Door Actuator

(a) Task set A350-A-52-XX-P049-01000-93AA-A OPTION 1 - Modification of the Door Actuator in accordance with VSB

AIRCRAFT STRUCTURAL REPAIR (ASR)
A350-A-51-77-11-00ZZZ-660Z-A

ELECTRICAL STANDARD PRACTICES (ESP)
A350-A-20-55-XX-01ZZZ-042Z-A

INTRODUCTION (INTRO)
A350-A-00-61-04-11ZZZ-018Z-D

IN SERVICE INFORMATION (ISI)
52.10.00066

MAINTENANCE PROCEDURE (MP)	
A350-A-11-XX-XX-00ZZZ-691Z-A	A350-A-24-41-XX-00ZZZ-170Z-A
A350-A-52-11-73-A6ZZZ-520Z-A	A350-A-52-12-73-A6ZZZ-520Z-A
A350-A-52-11-73-A6ZZZ-720Z-A	A350-A-52-12-73-A6ZZZ-720Z-A
A350-A-52-13-73-A6ZZZ-520Z-A	
A350-A-52-13-73-A6ZZZ-720Z-A	

PROCESS AND MATERIAL SPECIFICATION (PMS)
01-06-12

SYSTEM DESCRIPTION (SD)
A350-A-06-3X-XX-01ZZZ-04CZ-A

VENDOR SERVICE BULLETIN (VSB)
RATIER-FIGEAC (F0221) VSB FE396-52-01

STANDARDS MANUAL (SM)

CONSUMABLE MATERIAL LIST (CML)

(b) Task set A350-A-52-XX-P049-01000-93AB-A OPTION 2 - Replacement of the Door Actuator as per AMM

AIRCRAFT STRUCTURAL REPAIR (ASR)
A350-A-51-77-11-00ZZZ-660Z-A

ELECTRICAL STANDARD PRACTICES (ESP)
A350-A-20-55-XX-01ZZZ-042Z-A

INTRODUCTION (INTRO)
A350-A-00-61-04-11ZZZ-018Z-D

IN SERVICE INFORMATION (ISI)
52.10.00066

MAINTENANCE PROCEDURE (MP)	
A350-A-11-XX-XX-00ZZZ-691Z-A	A350-A-24-41-XX-00ZZZ-170Z-A
A350-A-52-11-73-A6ZZZ-520Z-A	A350-A-52-12-73-A6ZZZ-520Z-A
A350-A-52-11-73-A6ZZZ-720Z-A	A350-A-52-12-73-A6ZZZ-720Z-A
A350-A-52-13-73-A6ZZZ-520Z-A	
A350-A-52-13-73-A6ZZZ-720Z-A	

PROCESS AND MATERIAL SPECIFICATION (PMS)
01-06-12

SYSTEM DESCRIPTION (SD)
A350-A-06-3X-XX-01ZZZ-04CZ-A

STANDARDS MANUAL (SM)

CONSUMABLE MATERIAL LIST (CML)

CONF 002

(1) Modification of Door Actuator

(a) Task set A350-A-52-XX-P049-01000-93AA-A OPTION 1 - Modification of the Door Actuator in accordance with VSB

AIRCRAFT STRUCTURAL REPAIR (ASR)
A350-A-51-77-11-00ZZZ-660Z-A

ELECTRICAL STANDARD PRACTICES (ESP)
A350-A-20-55-XX-01ZZZ-042Z-A

INTRODUCTION (INTRO)
A350-A-00-61-04-11ZZZ-018Z-D

IN SERVICE INFORMATION (ISI)
52.10.00066

MAINTENANCE PROCEDURE (MP)	
A350-A-11-XX-XX-00ZZZ-691Z-A	A350-A-24-41-XX-00ZZZ-170Z-A
A350-A-52-11-73-A6ZZZ-520Z-A	A350-A-52-12-73-A6ZZZ-520Z-A
A350-A-52-11-73-A6ZZZ-720Z-A	A350-A-52-12-73-A6ZZZ-720Z-A
A350-A-52-13-73-A6ZZZ-520Z-A	
A350-A-52-13-73-A6ZZZ-720Z-A	

PROCESS AND MATERIAL SPECIFICATION (PMS)
01-06-12

SYSTEM DESCRIPTION (SD)
A350-A-06-3X-XX-01ZZZ-04CZ-A

VENDOR SERVICE BULLETIN (VSB)
RATIER-FIGEAC (F0221) VSB FE396-52-01

STANDARDS MANUAL (SM)

CONSUMABLE MATERIAL LIST (CML)

(b) Task set A350-A-52-XX-P049-01000-93AB-A OPTION 2 - Replacement of the Door Actuator as per AMM

AIRCRAFT STRUCTURAL REPAIR (ASR)
A350-A-51-77-11-00ZZZ-660Z-A

ELECTRICAL STANDARD PRACTICES (ESP)
A350-A-20-55-XX-01ZZZ-042Z-A

INTRODUCTION (INTRO)
A350-A-00-61-04-11ZZZ-018Z-D

IN SERVICE INFORMATION (ISI)
52.10.00066

MAINTENANCE PROCEDURE (MP)	
A350-A-11-XX-XX-00ZZZ-691Z-A	A350-A-24-41-XX-00ZZZ-170Z-A
A350-A-52-11-73-A6ZZZ-520Z-A	A350-A-52-12-73-A6ZZZ-520Z-A
A350-A-52-11-73-A6ZZZ-720Z-A	A350-A-52-12-73-A6ZZZ-720Z-A
A350-A-52-13-73-A6ZZZ-520Z-A	
A350-A-52-13-73-A6ZZZ-720Z-A	

PROCESS AND MATERIAL SPECIFICATION (PMS)
01-06-12

SYSTEM DESCRIPTION (SD)
A350-A-06-3X-XX-01ZZZ-04CZ-A

STANDARDS MANUAL (SM)

CONSUMABLE MATERIAL LIST (CML)

CONF 003

(1) Modification of Door Actuator

(a) Task set A350-A-52-XX-P049-01000-93AA-A OPTION 1 - Modification of the Door Actuator in accordance with VSB

AIRCRAFT STRUCTURAL REPAIR (ASR)
A350-A-51-77-11-00ZZZ-660Z-A

ELECTRICAL STANDARD PRACTICES (ESP)
A350-A-20-55-XX-01ZZZ-042Z-A

INTRODUCTION (INTRO)
A350-A-00-61-04-11ZZZ-018Z-D

IN SERVICE INFORMATION (ISI)
52.10.00066

MAINTENANCE PROCEDURE (MP)	
A350-A-11-XX-XX-00ZZZ-691Z-A	A350-A-24-41-XX-00ZZZ-170Z-A
A350-A-52-11-73-A6ZZZ-520Z-A	A350-A-52-12-73-A6ZZZ-520Z-A
A350-A-52-11-73-A6ZZZ-720Z-A	A350-A-52-12-73-A6ZZZ-720Z-A

PROCESS AND MATERIAL SPECIFICATION (PMS)
01-06-12

SYSTEM DESCRIPTION (SD)
A350-A-06-3X-XX-01ZZZ-04CZ-A

VENDOR SERVICE BULLETIN (VSB)
RATIER-FIGEAC (F0221) VSB FE396-52-01

STANDARDS MANUAL (SM)

CONSUMABLE MATERIAL LIST (CML)

(b) Task set A350-A-52-XX-P049-01000-93AB-A OPTION 2 - Replacement of the Door Actuator as per AMM

AIRCRAFT STRUCTURAL REPAIR (ASR)
A350-A-51-77-11-00ZZZ-660Z-A

ELECTRICAL STANDARD PRACTICES (ESP)
A350-A-20-55-XX-01ZZZ-042Z-A

INTRODUCTION (INTRO)
A350-A-00-61-04-11ZZZ-018Z-D

IN SERVICE INFORMATION (ISI)
52.10.00066

MAINTENANCE PROCEDURE (MP)	
A350-A-11-XX-XX-00ZZZ-691Z-A	A350-A-24-41-XX-00ZZZ-170Z-A
A350-A-52-11-73-A6ZZZ-520Z-A	A350-A-52-12-73-A6ZZZ-520Z-A
A350-A-52-11-73-A6ZZZ-720Z-A	A350-A-52-12-73-A6ZZZ-720Z-A

PROCESS AND MATERIAL SPECIFICATION (PMS)
01-06-12

SYSTEM DESCRIPTION (SD)
A350-A-06-3X-XX-01ZZZ-04CZ-A

STANDARDS MANUAL (SM)

CONSUMABLE MATERIAL LIST (CML)

CONF 004

(1) Modification of Door Actuator

(a) Task set A350-A-52-XX-P049-01000-93AA-A OPTION 1 - Modification of the Door Actuator in accordance with VSB

AIRCRAFT STRUCTURAL REPAIR (ASR)
A350-A-51-77-11-00ZZZ-660Z-A

ELECTRICAL STANDARD PRACTICES (ESP)
A350-A-20-55-XX-01ZZZ-042Z-A

INTRODUCTION (INTRO)
A350-A-00-61-04-11ZZZ-018Z-D

IN SERVICE INFORMATION (ISI)
52.10.00066

MAINTENANCE PROCEDURE (MP)	
A350-A-11-XX-XX-00ZZZ-691Z-A	A350-A-24-41-XX-00ZZZ-170Z-A
A350-A-52-12-73-A6ZZZ-520Z-A	A350-A-52-13-73-A6ZZZ-520Z-A
A350-A-52-12-73-A6ZZZ-720Z-A	A350-A-52-13-73-A6ZZZ-720Z-A

PROCESS AND MATERIAL SPECIFICATION (PMS)
01-06-12

SYSTEM DESCRIPTION (SD)
A350-A-06-3X-XX-01ZZZ-04CZ-A

VENDOR SERVICE BULLETIN (VSB)
RATIER-FIGEAC (F0221) VSB FE396-52-01

STANDARDS MANUAL (SM)

CONSUMABLE MATERIAL LIST (CML)

(b) Task set A350-A-52-XX-P049-01000-93AB-A OPTION 2 - Replacement of the Door Actuator as per AMM

AIRCRAFT STRUCTURAL REPAIR (ASR)
A350-A-51-77-11-00ZZZ-660Z-A

ELECTRICAL STANDARD PRACTICES (ESP)
A350-A-20-55-XX-01ZZZ-042Z-A

INTRODUCTION (INTRO)
A350-A-00-61-04-11ZZZ-018Z-D

IN SERVICE INFORMATION (ISI)
52.10.00066

MAINTENANCE PROCEDURE (MP)	
A350-A-11-XX-XX-00ZZZ-691Z-A	A350-A-24-41-XX-00ZZZ-170Z-A
A350-A-52-12-73-A6ZZZ-520Z-A	A350-A-52-13-73-A6ZZZ-520Z-A
A350-A-52-12-73-A6ZZZ-720Z-A	A350-A-52-13-73-A6ZZZ-720Z-A

PROCESS AND MATERIAL SPECIFICATION (PMS)
01-06-12

SYSTEM DESCRIPTION (SD)
A350-A-06-3X-XX-01ZZZ-04CZ-A

STANDARDS MANUAL (SM)

CONSUMABLE MATERIAL LIST (CML)

CONF 005

(1) Modification of Door Actuator

(a) Task set A350-A-52-XX-P049-01000-93AA-A OPTION 1 - Modification of the Door Actuator in accordance with VSB

AIRCRAFT STRUCTURAL REPAIR (ASR)
A350-A-51-77-11-00ZZZ-660Z-A

ELECTRICAL STANDARD PRACTICES (ESP)
A350-A-20-55-XX-01ZZZ-042Z-A

INTRODUCTION (INTRO)
A350-A-00-61-04-11ZZZ-018Z-D

IN SERVICE INFORMATION (ISI)
52.10.00066

MAINTENANCE PROCEDURE (MP)	
A350-A-11-XX-XX-00ZZZ-691Z-A	A350-A-24-41-XX-00ZZZ-170Z-A
A350-A-52-11-73-A6ZZZ-520Z-A	A350-A-52-12-73-A6ZZZ-520Z-A
A350-A-52-11-73-A6ZZZ-720Z-A	A350-A-52-12-73-A6ZZZ-720Z-A
A350-A-52-13-73-A6ZZZ-520Z-A	
A350-A-52-13-73-A6ZZZ-720Z-A	

PROCESS AND MATERIAL SPECIFICATION (PMS)
01-06-12

SYSTEM DESCRIPTION (SD)
A350-A-06-3X-XX-01ZZZ-04CZ-A

VENDOR SERVICE BULLETIN (VSB)
RATIER-FIGEAC (F0221) VSB FE396-52-01

STANDARDS MANUAL (SM)

CONSUMABLE MATERIAL LIST (CML)

(b) Task set A350-A-52-XX-P049-01000-93AB-A OPTION 2 - Replacement of the Door Actuator as per AMM

AIRCRAFT STRUCTURAL REPAIR (ASR)
A350-A-51-77-11-00ZZZ-660Z-A

ELECTRICAL STANDARD PRACTICES (ESP)
A350-A-20-55-XX-01ZZZ-042Z-A

INTRODUCTION (INTRO)
A350-A-00-61-04-11ZZZ-018Z-D

IN SERVICE INFORMATION (ISI)
52.10.00066

MAINTENANCE PROCEDURE (MP)	
A350-A-11-XX-XX-00ZZZ-691Z-A	A350-A-24-41-XX-00ZZZ-170Z-A
A350-A-52-11-73-A6ZZZ-520Z-A	A350-A-52-12-73-A6ZZZ-520Z-A
A350-A-52-11-73-A6ZZZ-720Z-A	A350-A-52-12-73-A6ZZZ-720Z-A
A350-A-52-13-73-A6ZZZ-520Z-A	
A350-A-52-13-73-A6ZZZ-720Z-A	

PROCESS AND MATERIAL SPECIFICATION (PMS)
01-06-12

SYSTEM DESCRIPTION (SD)
A350-A-06-3X-XX-01ZZZ-04CZ-A

STANDARDS MANUAL (SM)

CONSUMABLE MATERIAL LIST (CML)

CONF 006

(1) Modification of Door Actuator

(a) Task set A350-A-52-XX-P049-01000-93AA-A OPTION 1 - Modification of the Door Actuator in accordance with VSB

AIRCRAFT STRUCTURAL REPAIR (ASR)
A350-A-51-77-11-00ZZZ-660Z-A

ELECTRICAL STANDARD PRACTICES (ESP)
A350-A-20-55-XX-01ZZZ-042Z-A

INTRODUCTION (INTRO)
A350-A-00-61-04-11ZZZ-018Z-D

IN SERVICE INFORMATION (ISI)
52.10.00066

MAINTENANCE PROCEDURE (MP)	
A350-A-11-XX-XX-00ZZZ-691Z-A	A350-A-24-41-XX-00ZZZ-170Z-A
A350-A-52-11-73-A6ZZZ-520Z-A	A350-A-52-12-73-A6ZZZ-520Z-A
A350-A-52-11-73-A6ZZZ-720Z-A	A350-A-52-12-73-A6ZZZ-720Z-A
A350-A-52-13-73-A6ZZZ-520Z-A	
A350-A-52-13-73-A6ZZZ-720Z-A	

PROCESS AND MATERIAL SPECIFICATION (PMS)
01-06-12

SYSTEM DESCRIPTION (SD)
A350-A-06-3X-XX-01ZZZ-04CZ-A

VENDOR SERVICE BULLETIN (VSB)
RATIER-FIGEAC (F0221) VSB FE396-52-01

STANDARDS MANUAL (SM)

CONSUMABLE MATERIAL LIST (CML)

(b) Task set A350-A-52-XX-P049-01000-93AB-A OPTION 2 - Replacement of the Door Actuator as per AMM

AIRCRAFT STRUCTURAL REPAIR (ASR)
A350-A-51-77-11-00ZZZ-660Z-A

ELECTRICAL STANDARD PRACTICES (ESP)
A350-A-20-55-XX-01ZZZ-042Z-A

INTRODUCTION (INTRO)
A350-A-00-61-04-11ZZZ-018Z-D

IN SERVICE INFORMATION (ISI)
52.10.00066

MAINTENANCE PROCEDURE (MP)	
A350-A-11-XX-XX-00ZZZ-691Z-A	A350-A-24-41-XX-00ZZZ-170Z-A
A350-A-52-11-73-A6ZZZ-520Z-A	A350-A-52-12-73-A6ZZZ-520Z-A
A350-A-52-11-73-A6ZZZ-720Z-A	A350-A-52-12-73-A6ZZZ-720Z-A
A350-A-52-13-73-A6ZZZ-520Z-A	
A350-A-52-13-73-A6ZZZ-720Z-A	

PROCESS AND MATERIAL SPECIFICATION (PMS)
01-06-12

SYSTEM DESCRIPTION (SD)
A350-A-06-3X-XX-01ZZZ-04CZ-A

STANDARDS MANUAL (SM)

CONSUMABLE MATERIAL LIST (CML)

CONF 007

(1) Modification of Door Actuator

(a) Task set A350-A-52-XX-P049-01000-93AA-A OPTION 1 - Modification of the Door Actuator in accordance with VSB

AIRCRAFT STRUCTURAL REPAIR (ASR)
A350-A-51-77-11-00ZZZ-660Z-A

ELECTRICAL STANDARD PRACTICES (ESP)
A350-A-20-55-XX-01ZZZ-042Z-A

INTRODUCTION (INTRO)
A350-A-00-61-04-11ZZZ-018Z-D

IN SERVICE INFORMATION (ISI)
52.10.00066

MAINTENANCE PROCEDURE (MP)	
A350-A-11-XX-XX-00ZZZ-691Z-A	A350-A-24-41-XX-00ZZZ-170Z-A
A350-A-52-11-73-A6ZZZ-520Z-A	A350-A-52-12-73-A6ZZZ-520Z-A
A350-A-52-11-73-A6ZZZ-720Z-A	A350-A-52-12-73-A6ZZZ-720Z-A
A350-A-52-13-73-A6ZZZ-520Z-A	
A350-A-52-13-73-A6ZZZ-720Z-A	

PROCESS AND MATERIAL SPECIFICATION (PMS)
01-06-12

SYSTEM DESCRIPTION (SD)
A350-A-06-3X-XX-01ZZZ-04CZ-A

VENDOR SERVICE BULLETIN (VSB)
RATIER-FIGEAC (F0221) VSB FE396-52-01

STANDARDS MANUAL (SM)

CONSUMABLE MATERIAL LIST (CML)

(b) Task set A350-A-52-XX-P049-01000-93AB-A OPTION 2 - Replacement of the Door Actuator as per AMM

AIRCRAFT STRUCTURAL REPAIR (ASR)
A350-A-51-77-11-00ZZZ-660Z-A

ELECTRICAL STANDARD PRACTICES (ESP)
A350-A-20-55-XX-01ZZZ-042Z-A

INTRODUCTION (INTRO)
A350-A-00-61-04-11ZZZ-018Z-D

IN SERVICE INFORMATION (ISI)
52.10.00066

MAINTENANCE PROCEDURE (MP)	
A350-A-11-XX-XX-00ZZZ-691Z-A	A350-A-24-41-XX-00ZZZ-170Z-A
A350-A-52-11-73-A6ZZZ-520Z-A	A350-A-52-12-73-A6ZZZ-520Z-A
A350-A-52-11-73-A6ZZZ-720Z-A	A350-A-52-12-73-A6ZZZ-720Z-A
A350-A-52-13-73-A6ZZZ-520Z-A	
A350-A-52-13-73-A6ZZZ-720Z-A	

PROCESS AND MATERIAL SPECIFICATION (PMS)
01-06-12

SYSTEM DESCRIPTION (SD)
A350-A-06-3X-XX-01ZZZ-04CZ-A

STANDARDS MANUAL (SM)

CONSUMABLE MATERIAL LIST (CML)

CONF 008

(1) Modification of Door Actuator

(a) Task set A350-A-52-XX-P049-01000-93AA-A OPTION 1 - Modification of the Door Actuator in accordance with VSB

AIRCRAFT STRUCTURAL REPAIR (ASR)
A350-A-51-77-11-00ZZZ-660Z-A

ELECTRICAL STANDARD PRACTICES (ESP)
A350-A-20-55-XX-01ZZZ-042Z-A

INTRODUCTION (INTRO)
A350-A-00-61-04-11ZZZ-018Z-D

IN SERVICE INFORMATION (ISI)
52.10.00066

MAINTENANCE PROCEDURE (MP)	
A350-A-11-XX-XX-00ZZZ-691Z-A	A350-A-24-41-XX-00ZZZ-170Z-A
A350-A-52-11-73-A6ZZZ-520Z-A	A350-A-52-12-73-A6ZZZ-520Z-A
A350-A-52-11-73-A6ZZZ-720Z-A	A350-A-52-12-73-A6ZZZ-720Z-A
A350-A-52-13-73-A6ZZZ-520Z-A	
A350-A-52-13-73-A6ZZZ-720Z-A	

PROCESS AND MATERIAL SPECIFICATION (PMS)
01-06-12

SYSTEM DESCRIPTION (SD)
A350-A-06-3X-XX-01ZZZ-04CZ-A

VENDOR SERVICE BULLETIN (VSB)
RATIER-FIGEAC (F0221) VSB FE396-52-01

STANDARDS MANUAL (SM)

CONSUMABLE MATERIAL LIST (CML)

(b) Task set A350-A-52-XX-P049-01000-93AB-A OPTION 2 - Replacement of the Door Actuator as per AMM

AIRCRAFT STRUCTURAL REPAIR (ASR)
A350-A-51-77-11-00ZZZ-660Z-A

ELECTRICAL STANDARD PRACTICES (ESP)
A350-A-20-55-XX-01ZZZ-042Z-A

INTRODUCTION (INTRO)
A350-A-00-61-04-11ZZZ-018Z-D

IN SERVICE INFORMATION (ISI)
52.10.00066

MAINTENANCE PROCEDURE (MP)	
A350-A-11-XX-XX-00ZZZ-691Z-A	A350-A-24-41-XX-00ZZZ-170Z-A
A350-A-52-11-73-A6ZZZ-520Z-A	A350-A-52-12-73-A6ZZZ-520Z-A
A350-A-52-11-73-A6ZZZ-720Z-A	A350-A-52-12-73-A6ZZZ-720Z-A
A350-A-52-13-73-A6ZZZ-520Z-A	
A350-A-52-13-73-A6ZZZ-720Z-A	

PROCESS AND MATERIAL SPECIFICATION (PMS)
01-06-12

SYSTEM DESCRIPTION (SD)
A350-A-06-3X-XX-01ZZZ-04CZ-A

STANDARDS MANUAL (SM)

CONSUMABLE MATERIAL LIST (CML)

CONF 009

(1) Modification of Door Actuator

(a) Task set A350-A-52-XX-P049-01000-93AA-A OPTION 1 - Modification of the Door Actuator in accordance with VSB

AIRCRAFT STRUCTURAL REPAIR (ASR)
A350-A-51-77-11-00ZZZ-660Z-A

ELECTRICAL STANDARD PRACTICES (ESP)
A350-A-20-55-XX-01ZZZ-042Z-A

INTRODUCTION (INTRO)
A350-A-00-61-04-11ZZZ-018Z-D

IN SERVICE INFORMATION (ISI)
52.10.00066

MAINTENANCE PROCEDURE (MP)	
A350-A-11-XX-XX-00ZZZ-691Z-A	A350-A-24-41-XX-00ZZZ-170Z-A
A350-A-52-13-73-A6ZZZ-520Z-A	
A350-A-52-13-73-A6ZZZ-720Z-A	

PROCESS AND MATERIAL SPECIFICATION (PMS)
01-06-12

SYSTEM DESCRIPTION (SD)
A350-A-06-3X-XX-01ZZZ-04CZ-A

VENDOR SERVICE BULLETIN (VSB)
RATIER-FIGEAC (F0221) VSB FE396-52-01

STANDARDS MANUAL (SM)

CONSUMABLE MATERIAL LIST (CML)

(b) Task set A350-A-52-XX-P049-01000-93AB-A OPTION 2 - Replacement of the Door Actuator as per AMM

AIRCRAFT STRUCTURAL REPAIR (ASR)
A350-A-51-77-11-00ZZZ-660Z-A

ELECTRICAL STANDARD PRACTICES (ESP)
A350-A-20-55-XX-01ZZZ-042Z-A

INTRODUCTION (INTRO)
A350-A-00-61-04-11ZZZ-018Z-D

IN SERVICE INFORMATION (ISI)
52.10.00066

MAINTENANCE PROCEDURE (MP)	
A350-A-11-XX-XX-00ZZZ-691Z-A	A350-A-24-41-XX-00ZZZ-170Z-A
A350-A-52-13-73-A6ZZZ-520Z-A	
A350-A-52-13-73-A6ZZZ-720Z-A	

PROCESS AND MATERIAL SPECIFICATION (PMS)
01-06-12

SYSTEM DESCRIPTION (SD)
A350-A-06-3X-XX-01ZZZ-04CZ-A

STANDARDS MANUAL (SM)

CONSUMABLE MATERIAL LIST (CML)

CONF 010

(1) Modification of Door Actuator

(a) Task set A350-A-52-XX-P049-01000-93AA-A OPTION 1 - Modification of the Door Actuator in accordance with VSB

AIRCRAFT STRUCTURAL REPAIR (ASR)
A350-A-51-77-11-00ZZZ-660Z-A

ELECTRICAL STANDARD PRACTICES (ESP)
A350-A-20-55-XX-01ZZZ-042Z-A

INTRODUCTION (INTRO)
A350-A-00-61-04-11ZZZ-018Z-D

IN SERVICE INFORMATION (ISI)
52.10.00066

MAINTENANCE PROCEDURE (MP)	
A350-A-11-XX-XX-00ZZZ-691Z-A	A350-A-24-41-XX-00ZZZ-170Z-A
A350-A-52-11-73-A6ZZZ-520Z-A	A350-A-52-12-73-A6ZZZ-520Z-A
A350-A-52-11-73-A6ZZZ-720Z-A	A350-A-52-12-73-A6ZZZ-720Z-A
A350-A-52-13-73-A6ZZZ-520Z-A	
A350-A-52-13-73-A6ZZZ-720Z-A	

PROCESS AND MATERIAL SPECIFICATION (PMS)
01-06-12

SYSTEM DESCRIPTION (SD)
A350-A-06-3X-XX-01ZZZ-04CZ-A

VENDOR SERVICE BULLETIN (VSB)
RATIER-FIGEAC (F0221) VSB FE396-52-01

STANDARDS MANUAL (SM)

CONSUMABLE MATERIAL LIST (CML)

(b) Task set A350-A-52-XX-P049-01000-93AB-A OPTION 2 - Replacement of the Door Actuator as per AMM

AIRCRAFT STRUCTURAL REPAIR (ASR)
A350-A-51-77-11-00ZZZ-660Z-A

ELECTRICAL STANDARD PRACTICES (ESP)
A350-A-20-55-XX-01ZZZ-042Z-A

INTRODUCTION (INTRO)
A350-A-00-61-04-11ZZZ-018Z-D

IN SERVICE INFORMATION (ISI)
52.10.00066

MAINTENANCE PROCEDURE (MP)	
A350-A-11-XX-XX-00ZZZ-691Z-A	A350-A-24-41-XX-00ZZZ-170Z-A
A350-A-52-11-73-A6ZZZ-520Z-A	A350-A-52-12-73-A6ZZZ-520Z-A
A350-A-52-11-73-A6ZZZ-720Z-A	A350-A-52-12-73-A6ZZZ-720Z-A
A350-A-52-13-73-A6ZZZ-520Z-A	
A350-A-52-13-73-A6ZZZ-720Z-A	

PROCESS AND MATERIAL SPECIFICATION (PMS)
01-06-12

SYSTEM DESCRIPTION (SD)
A350-A-06-3X-XX-01ZZZ-04CZ-A

STANDARDS MANUAL (SM)

CONSUMABLE MATERIAL LIST (CML)

CONF 011

(1) Modification of Door Actuator

(a) Task set A350-A-52-XX-P049-01000-93AA-A OPTION 1 - Modification of the Door Actuator in accordance with VSB

AIRCRAFT STRUCTURAL REPAIR (ASR)
A350-A-51-77-11-00ZZZ-660Z-A

ELECTRICAL STANDARD PRACTICES (ESP)
A350-A-20-55-XX-01ZZZ-042Z-A

INTRODUCTION (INTRO)
A350-A-00-61-04-11ZZZ-018Z-D

IN SERVICE INFORMATION (ISI)
52.10.00066

MAINTENANCE PROCEDURE (MP)	
A350-A-11-XX-XX-00ZZZ-691Z-A	A350-A-24-41-XX-00ZZZ-170Z-A
A350-A-52-11-73-A6ZZZ-520Z-A	A350-A-52-12-73-A6ZZZ-520Z-A
A350-A-52-11-73-A6ZZZ-720Z-A	A350-A-52-12-73-A6ZZZ-720Z-A
A350-A-52-13-73-A6ZZZ-520Z-A	
A350-A-52-13-73-A6ZZZ-720Z-A	

PROCESS AND MATERIAL SPECIFICATION (PMS)
01-06-12

SYSTEM DESCRIPTION (SD)
A350-A-06-3X-XX-01ZZZ-04CZ-A

VENDOR SERVICE BULLETIN (VSB)
RATIER-FIGEAC (F0221) VSB FE396-52-01

STANDARDS MANUAL (SM)

CONSUMABLE MATERIAL LIST (CML)

(b) Task set A350-A-52-XX-P049-01000-93AB-A OPTION 2 - Replacement of the Door Actuator as per AMM

AIRCRAFT STRUCTURAL REPAIR (ASR)
A350-A-51-77-11-00ZZZ-660Z-A

ELECTRICAL STANDARD PRACTICES (ESP)
A350-A-20-55-XX-01ZZZ-042Z-A

INTRODUCTION (INTRO)
A350-A-00-61-04-11ZZZ-018Z-D

IN SERVICE INFORMATION (ISI)
52.10.00066

MAINTENANCE PROCEDURE (MP)	
A350-A-11-XX-XX-00ZZZ-691Z-A	A350-A-24-41-XX-00ZZZ-170Z-A
A350-A-52-11-73-A6ZZZ-520Z-A	A350-A-52-12-73-A6ZZZ-520Z-A
A350-A-52-11-73-A6ZZZ-720Z-A	A350-A-52-12-73-A6ZZZ-720Z-A
A350-A-52-13-73-A6ZZZ-520Z-A	
A350-A-52-13-73-A6ZZZ-720Z-A	

PROCESS AND MATERIAL SPECIFICATION (PMS)
01-06-12

SYSTEM DESCRIPTION (SD)
A350-A-06-3X-XX-01ZZZ-04CZ-A

STANDARDS MANUAL (SM)

CONSUMABLE MATERIAL LIST (CML)

CONF 012

(1) Modification of Door Actuator

(a) Task set A350-A-52-XX-P049-01000-93AA-A OPTION 1 - Modification of the Door Actuator in accordance with VSB

AIRCRAFT STRUCTURAL REPAIR (ASR)
A350-A-51-77-11-00ZZZ-660Z-A

ELECTRICAL STANDARD PRACTICES (ESP)
A350-A-20-55-XX-01ZZZ-042Z-A

INTRODUCTION (INTRO)
A350-A-00-61-04-11ZZZ-018Z-D

IN SERVICE INFORMATION (ISI)
52.10.00066

MAINTENANCE PROCEDURE (MP)	
A350-A-11-XX-XX-00ZZZ-691Z-A	A350-A-24-41-XX-00ZZZ-170Z-A
A350-A-52-11-73-A6ZZZ-520Z-A	A350-A-52-12-73-A6ZZZ-520Z-A
A350-A-52-11-73-A6ZZZ-720Z-A	A350-A-52-12-73-A6ZZZ-720Z-A
A350-A-52-13-73-A6ZZZ-520Z-A	
A350-A-52-13-73-A6ZZZ-720Z-A	

PROCESS AND MATERIAL SPECIFICATION (PMS)
01-06-12

SYSTEM DESCRIPTION (SD)
A350-A-06-3X-XX-01ZZZ-04CZ-A

VENDOR SERVICE BULLETIN (VSB)
RATIER-FIGEAC (F0221) VSB FE396-52-01

STANDARDS MANUAL (SM)

CONSUMABLE MATERIAL LIST (CML)

(b) Task set A350-A-52-XX-P049-01000-93AB-A OPTION 2 - Replacement of the Door Actuator as per AMM

AIRCRAFT STRUCTURAL REPAIR (ASR)
A350-A-51-77-11-00ZZZ-660Z-A

ELECTRICAL STANDARD PRACTICES (ESP)
A350-A-20-55-XX-01ZZZ-042Z-A

INTRODUCTION (INTRO)
A350-A-00-61-04-11ZZZ-018Z-D

IN SERVICE INFORMATION (ISI)
52.10.00066

MAINTENANCE PROCEDURE (MP)	
A350-A-11-XX-XX-00ZZZ-691Z-A	A350-A-24-41-XX-00ZZZ-170Z-A
A350-A-52-11-73-A6ZZZ-520Z-A	A350-A-52-12-73-A6ZZZ-520Z-A
A350-A-52-11-73-A6ZZZ-720Z-A	A350-A-52-12-73-A6ZZZ-720Z-A
A350-A-52-13-73-A6ZZZ-520Z-A	
A350-A-52-13-73-A6ZZZ-720Z-A	

PROCESS AND MATERIAL SPECIFICATION (PMS)
01-06-12

SYSTEM DESCRIPTION (SD)
A350-A-06-3X-XX-01ZZZ-04CZ-A

STANDARDS MANUAL (SM)

CONSUMABLE MATERIAL LIST (CML)

CONF 013

(1) Modification of Door Actuator

(a) Task set A350-A-52-XX-P049-01000-93AA-A OPTION 1 - Modification of the Door Actuator in accordance with VSB

AIRCRAFT STRUCTURAL REPAIR (ASR)
A350-A-51-77-11-00ZZZ-660Z-A

ELECTRICAL STANDARD PRACTICES (ESP)
A350-A-20-55-XX-01ZZZ-042Z-A

INTRODUCTION (INTRO)
A350-A-00-61-04-11ZZZ-018Z-D

IN SERVICE INFORMATION (ISI)
52.10.00066

MAINTENANCE PROCEDURE (MP)	
A350-A-11-XX-XX-00ZZZ-691Z-A	A350-A-24-41-XX-00ZZZ-170Z-A
A350-A-52-11-73-A6ZZZ-520Z-A	A350-A-52-12-73-A6ZZZ-520Z-A
A350-A-52-11-73-A6ZZZ-720Z-A	A350-A-52-12-73-A6ZZZ-720Z-A
A350-A-52-13-73-A6ZZZ-520Z-A	
A350-A-52-13-73-A6ZZZ-720Z-A	

PROCESS AND MATERIAL SPECIFICATION (PMS)
01-06-12

SYSTEM DESCRIPTION (SD)
A350-A-06-3X-XX-01ZZZ-04CZ-A

VENDOR SERVICE BULLETIN (VSB)
RATIER-FIGEAC (F0221) VSB FE396-52-01

STANDARDS MANUAL (SM)

CONSUMABLE MATERIAL LIST (CML)

(b) Task set A350-A-52-XX-P049-01000-93AB-A OPTION 2 - Replacement of the Door Actuator as per AMM

AIRCRAFT STRUCTURAL REPAIR (ASR)
A350-A-51-77-11-00ZZZ-660Z-A

ELECTRICAL STANDARD PRACTICES (ESP)
A350-A-20-55-XX-01ZZZ-042Z-A

INTRODUCTION (INTRO)
A350-A-00-61-04-11ZZZ-018Z-D

IN SERVICE INFORMATION (ISI)
52.10.00066

MAINTENANCE PROCEDURE (MP)	
A350-A-11-XX-XX-00ZZZ-691Z-A	A350-A-24-41-XX-00ZZZ-170Z-A
A350-A-52-11-73-A6ZZZ-520Z-A	A350-A-52-12-73-A6ZZZ-520Z-A
A350-A-52-11-73-A6ZZZ-720Z-A	A350-A-52-12-73-A6ZZZ-720Z-A
A350-A-52-13-73-A6ZZZ-520Z-A	
A350-A-52-13-73-A6ZZZ-720Z-A	

PROCESS AND MATERIAL SPECIFICATION (PMS)
01-06-12

SYSTEM DESCRIPTION (SD)
A350-A-06-3X-XX-01ZZZ-04CZ-A

STANDARDS MANUAL (SM)

CONSUMABLE MATERIAL LIST (CML)

CONF 014

(1) Modification of Door Actuator

(a) Task set A350-A-52-XX-P049-01000-93AA-A OPTION 1 - Modification of the Door Actuator in accordance with VSB

AIRCRAFT STRUCTURAL REPAIR (ASR)
A350-A-51-77-11-00ZZZ-660Z-A

ELECTRICAL STANDARD PRACTICES (ESP)
A350-A-20-55-XX-01ZZZ-042Z-A

INTRODUCTION (INTRO)
A350-A-00-61-04-11ZZZ-018Z-D

IN SERVICE INFORMATION (ISI)
52.10.00066

MAINTENANCE PROCEDURE (MP)	
A350-A-11-XX-XX-00ZZZ-691Z-A	A350-A-24-41-XX-00ZZZ-170Z-A
A350-A-52-11-73-A6ZZZ-520Z-A	A350-A-52-12-73-A6ZZZ-520Z-A
A350-A-52-11-73-A6ZZZ-720Z-A	A350-A-52-12-73-A6ZZZ-720Z-A

PROCESS AND MATERIAL SPECIFICATION (PMS)
01-06-12

SYSTEM DESCRIPTION (SD)
A350-A-06-3X-XX-01ZZZ-04CZ-A

VENDOR SERVICE BULLETIN (VSB)
RATIER-FIGEAC (F0221) VSB FE396-52-01

STANDARDS MANUAL (SM)

CONSUMABLE MATERIAL LIST (CML)

(b) Task set A350-A-52-XX-P049-01000-93AB-A OPTION 2 - Replacement of the Door Actuator as per AMM

AIRCRAFT STRUCTURAL REPAIR (ASR)
A350-A-51-77-11-00ZZZ-660Z-A

ELECTRICAL STANDARD PRACTICES (ESP)
A350-A-20-55-XX-01ZZZ-042Z-A

INTRODUCTION (INTRO)
A350-A-00-61-04-11ZZZ-018Z-D

IN SERVICE INFORMATION (ISI)
52.10.00066

MAINTENANCE PROCEDURE (MP)	
A350-A-11-XX-XX-00ZZZ-691Z-A	A350-A-24-41-XX-00ZZZ-170Z-A
A350-A-52-11-73-A6ZZZ-520Z-A	A350-A-52-12-73-A6ZZZ-520Z-A
A350-A-52-11-73-A6ZZZ-720Z-A	A350-A-52-12-73-A6ZZZ-720Z-A

PROCESS AND MATERIAL SPECIFICATION (PMS)
01-06-12

SYSTEM DESCRIPTION (SD)
A350-A-06-3X-XX-01ZZZ-04CZ-A

STANDARDS MANUAL (SM)

CONSUMABLE MATERIAL LIST (CML)

CONF 015

(1) Modification of Door Actuator

(a) Task set A350-A-52-XX-P049-01000-93AA-A OPTION 1 - Modification of the Door Actuator in accordance with VSB

AIRCRAFT STRUCTURAL REPAIR (ASR)
A350-A-51-77-11-00ZZZ-660Z-A

ELECTRICAL STANDARD PRACTICES (ESP)
A350-A-20-55-XX-01ZZZ-042Z-A

INTRODUCTION (INTRO)
A350-A-00-61-04-11ZZZ-018Z-D

IN SERVICE INFORMATION (ISI)
52.10.00066

MAINTENANCE PROCEDURE (MP)	
A350-A-11-XX-XX-00ZZZ-691Z-A	A350-A-24-41-XX-00ZZZ-170Z-A
A350-A-52-12-73-A6ZZZ-520Z-A	
A350-A-52-12-73-A6ZZZ-720Z-A	

PROCESS AND MATERIAL SPECIFICATION (PMS)
01-06-12

SYSTEM DESCRIPTION (SD)
A350-A-06-3X-XX-01ZZZ-04CZ-A

VENDOR SERVICE BULLETIN (VSB)
RATIER-FIGEAC (F0221) VSB FE396-52-01

STANDARDS MANUAL (SM)

CONSUMABLE MATERIAL LIST (CML)

(b) Task set A350-A-52-XX-P049-01000-93AB-A OPTION 2 - Replacement of the Door Actuator as per AMM

AIRCRAFT STRUCTURAL REPAIR (ASR)
A350-A-51-77-11-00ZZZ-660Z-A

ELECTRICAL STANDARD PRACTICES (ESP)
A350-A-20-55-XX-01ZZZ-042Z-A

INTRODUCTION (INTRO)
A350-A-00-61-04-11ZZZ-018Z-D

IN SERVICE INFORMATION (ISI)
52.10.00066

MAINTENANCE PROCEDURE (MP)	
A350-A-11-XX-XX-00ZZZ-691Z-A	A350-A-24-41-XX-00ZZZ-170Z-A
A350-A-52-12-73-A6ZZZ-520Z-A	
A350-A-52-12-73-A6ZZZ-720Z-A	

PROCESS AND MATERIAL SPECIFICATION (PMS)
01-06-12

SYSTEM DESCRIPTION (SD)
A350-A-06-3X-XX-01ZZZ-04CZ-A

STANDARDS MANUAL (SM)

CONSUMABLE MATERIAL LIST (CML)

CONF 016

(1) Modification of Door Actuator

(a) Task set A350-A-52-XX-P049-01000-93AA-A OPTION 1 - Modification of the Door Actuator in accordance with VSB

AIRCRAFT STRUCTURAL REPAIR (ASR)
A350-A-51-77-11-00ZZZ-660Z-A

ELECTRICAL STANDARD PRACTICES (ESP)
A350-A-20-55-XX-01ZZZ-042Z-A

INTRODUCTION (INTRO)
A350-A-00-61-04-11ZZZ-018Z-D

IN SERVICE INFORMATION (ISI)
52.10.00066

MAINTENANCE PROCEDURE (MP)	
A350-A-11-XX-XX-00ZZZ-691Z-A	A350-A-24-41-XX-00ZZZ-170Z-A
A350-A-52-12-73-A6ZZZ-520Z-A	A350-A-52-13-73-A6ZZZ-520Z-A
A350-A-52-12-73-A6ZZZ-720Z-A	A350-A-52-13-73-A6ZZZ-720Z-A

PROCESS AND MATERIAL SPECIFICATION (PMS)
01-06-12

SYSTEM DESCRIPTION (SD)
A350-A-06-3X-XX-01ZZZ-04CZ-A

VENDOR SERVICE BULLETIN (VSB)
RATIER-FIGEAC (F0221) VSB FE396-52-01

STANDARDS MANUAL (SM)

CONSUMABLE MATERIAL LIST (CML)

(b) Task set A350-A-52-XX-P049-01000-93AB-A OPTION 2 - Replacement of the Door Actuator as per AMM

AIRCRAFT STRUCTURAL REPAIR (ASR)
A350-A-51-77-11-00ZZZ-660Z-A

ELECTRICAL STANDARD PRACTICES (ESP)
A350-A-20-55-XX-01ZZZ-042Z-A

INTRODUCTION (INTRO)
A350-A-00-61-04-11ZZZ-018Z-D

IN SERVICE INFORMATION (ISI)
52.10.00066

MAINTENANCE PROCEDURE (MP)	
A350-A-11-XX-XX-00ZZZ-691Z-A	A350-A-24-41-XX-00ZZZ-170Z-A
A350-A-52-12-73-A6ZZZ-520Z-A	A350-A-52-13-73-A6ZZZ-520Z-A
A350-A-52-12-73-A6ZZZ-720Z-A	A350-A-52-13-73-A6ZZZ-720Z-A

PROCESS AND MATERIAL SPECIFICATION (PMS)
01-06-12

SYSTEM DESCRIPTION (SD)
A350-A-06-3X-XX-01ZZZ-04CZ-A

STANDARDS MANUAL (SM)

CONSUMABLE MATERIAL LIST (CML)

CONF 017

(1) Modification of Door Actuator

(a) Task set A350-A-52-XX-P049-01000-93AA-A OPTION 1 - Modification of the Door Actuator in accordance with VSB

AIRCRAFT STRUCTURAL REPAIR (ASR)
A350-A-51-77-11-00ZZZ-660Z-A

ELECTRICAL STANDARD PRACTICES (ESP)
A350-A-20-55-XX-01ZZZ-042Z-A

INTRODUCTION (INTRO)
A350-A-00-61-04-11ZZZ-018Z-D

IN SERVICE INFORMATION (ISI)
52.10.00066

MAINTENANCE PROCEDURE (MP)	
A350-A-11-XX-XX-00ZZZ-691Z-A	A350-A-24-41-XX-00ZZZ-170Z-A
A350-A-52-12-73-A6ZZZ-520Z-A	A350-A-52-13-73-A6ZZZ-520Z-A
A350-A-52-12-73-A6ZZZ-720Z-A	A350-A-52-13-73-A6ZZZ-720Z-A

PROCESS AND MATERIAL SPECIFICATION (PMS)
01-06-12

SYSTEM DESCRIPTION (SD)
A350-A-06-3X-XX-01ZZZ-04CZ-A

VENDOR SERVICE BULLETIN (VSB)
RATIER-FIGEAC (F0221) VSB FE396-52-01

STANDARDS MANUAL (SM)

CONSUMABLE MATERIAL LIST (CML)

(b) Task set A350-A-52-XX-P049-01000-93AB-A OPTION 2 - Replacement of the Door Actuator as per AMM

AIRCRAFT STRUCTURAL REPAIR (ASR)
A350-A-51-77-11-00ZZZ-660Z-A

ELECTRICAL STANDARD PRACTICES (ESP)
A350-A-20-55-XX-01ZZZ-042Z-A

INTRODUCTION (INTRO)
A350-A-00-61-04-11ZZZ-018Z-D

IN SERVICE INFORMATION (ISI)
52.10.00066

MAINTENANCE PROCEDURE (MP)	
A350-A-11-XX-XX-00ZZZ-691Z-A	A350-A-24-41-XX-00ZZZ-170Z-A
A350-A-52-12-73-A6ZZZ-520Z-A	A350-A-52-13-73-A6ZZZ-520Z-A
A350-A-52-12-73-A6ZZZ-720Z-A	A350-A-52-13-73-A6ZZZ-720Z-A

PROCESS AND MATERIAL SPECIFICATION (PMS)
01-06-12

SYSTEM DESCRIPTION (SD)
A350-A-06-3X-XX-01ZZZ-04CZ-A

STANDARDS MANUAL (SM)

CONSUMABLE MATERIAL LIST (CML)

CONF 018

(1) Modification of Door Actuator

(a) Task set A350-A-52-XX-P049-01000-93AA-A OPTION 1 - Modification of the Door Actuator in accordance with VSB

AIRCRAFT STRUCTURAL REPAIR (ASR)
A350-A-51-77-11-00ZZZ-660Z-A

ELECTRICAL STANDARD PRACTICES (ESP)
A350-A-20-55-XX-01ZZZ-042Z-A

INTRODUCTION (INTRO)
A350-A-00-61-04-11ZZZ-018Z-D

IN SERVICE INFORMATION (ISI)
52.10.00066

MAINTENANCE PROCEDURE (MP)	
A350-A-11-XX-XX-00ZZZ-691Z-A	A350-A-24-41-XX-00ZZZ-170Z-A
A350-A-52-12-73-A6ZZZ-520Z-A	
A350-A-52-12-73-A6ZZZ-720Z-A	

PROCESS AND MATERIAL SPECIFICATION (PMS)
01-06-12

SYSTEM DESCRIPTION (SD)
A350-A-06-3X-XX-01ZZZ-04CZ-A

VENDOR SERVICE BULLETIN (VSB)
RATIER-FIGEAC (F0221) VSB FE396-52-01

STANDARDS MANUAL (SM)

CONSUMABLE MATERIAL LIST (CML)

(b) Task set A350-A-52-XX-P049-01000-93AB-A OPTION 2 - Replacement of the Door Actuator as per AMM

AIRCRAFT STRUCTURAL REPAIR (ASR)
A350-A-51-77-11-00ZZZ-660Z-A

ELECTRICAL STANDARD PRACTICES (ESP)
A350-A-20-55-XX-01ZZZ-042Z-A

INTRODUCTION (INTRO)
A350-A-00-61-04-11ZZZ-018Z-D

IN SERVICE INFORMATION (ISI)
52.10.00066

MAINTENANCE PROCEDURE (MP)	
A350-A-11-XX-XX-00ZZZ-691Z-A	A350-A-24-41-XX-00ZZZ-170Z-A
A350-A-52-12-73-A6ZZZ-520Z-A	
A350-A-52-12-73-A6ZZZ-720Z-A	

PROCESS AND MATERIAL SPECIFICATION (PMS)
01-06-12

SYSTEM DESCRIPTION (SD)
A350-A-06-3X-XX-01ZZZ-04CZ-A

STANDARDS MANUAL (SM)

CONSUMABLE MATERIAL LIST (CML)

CONF 019

(1) Modification of Door Actuator

(a) Task set A350-A-52-XX-P049-01000-93AA-A OPTION 1 - Modification of the Door Actuator in accordance with VSB

AIRCRAFT STRUCTURAL REPAIR (ASR)
A350-A-51-77-11-00ZZZ-660Z-A

ELECTRICAL STANDARD PRACTICES (ESP)
A350-A-20-55-XX-01ZZZ-042Z-A

INTRODUCTION (INTRO)
A350-A-00-61-04-11ZZZ-018Z-D

IN SERVICE INFORMATION (ISI)
52.10.00066

MAINTENANCE PROCEDURE (MP)	
A350-A-11-XX-XX-00ZZZ-691Z-A	A350-A-24-41-XX-00ZZZ-170Z-A
A350-A-52-11-73-A6ZZZ-520Z-A	A350-A-52-12-73-A6ZZZ-520Z-A

MAINTENANCE PROCEDURE (MP)	
A350-A-52-11-73-A6ZZZ-720Z-A	A350-A-52-12-73-A6ZZZ-720Z-A
A350-A-52-13-73-A6ZZZ-520Z-A A350-A-52-13-73-A6ZZZ-720Z-A	

PROCESS AND MATERIAL SPECIFICATION (PMS)
01-06-12

SYSTEM DESCRIPTION (SD)
A350-A-06-3X-XX-01ZZZ-04CZ-A

VENDOR SERVICE BULLETIN (VSB)
RATIER-FIGEAC (F0221) VSB FE396-52-01

STANDARDS MANUAL (SM)

CONSUMABLE MATERIAL LIST (CML)

(b) Task set A350-A-52-XX-P049-01000-93AB-A OPTION 2 - Replacement of the Door Actuator as per AMM

AIRCRAFT STRUCTURAL REPAIR (ASR)
A350-A-51-77-11-00ZZZ-660Z-A

ELECTRICAL STANDARD PRACTICES (ESP)
A350-A-20-55-XX-01ZZZ-042Z-A

INTRODUCTION (INTRO)
A350-A-00-61-04-11ZZZ-018Z-D

IN SERVICE INFORMATION (ISI)
52.10.00066

MAINTENANCE PROCEDURE (MP)	
A350-A-11-XX-XX-00ZZZ-691Z-A	A350-A-24-41-XX-00ZZZ-170Z-A
A350-A-52-11-73-A6ZZZ-520Z-A	A350-A-52-12-73-A6ZZZ-520Z-A
A350-A-52-11-73-A6ZZZ-720Z-A	A350-A-52-12-73-A6ZZZ-720Z-A
A350-A-52-13-73-A6ZZZ-520Z-A A350-A-52-13-73-A6ZZZ-720Z-A	

PROCESS AND MATERIAL SPECIFICATION (PMS)
01-06-12

SYSTEM DESCRIPTION (SD)
A350-A-06-3X-XX-01ZZZ-04CZ-A

STANDARDS MANUAL (SM)

CONSUMABLE MATERIAL LIST (CML)

CONF 020

(1) Modification of Door Actuator

(a) Task set A350-A-52-XX-P049-01000-93AA-A OPTION 1 - Modification of the Door Actuator in accordance with VSB

AIRCRAFT STRUCTURAL REPAIR (ASR)
A350-A-51-77-11-00ZZZ-660Z-A

ELECTRICAL STANDARD PRACTICES (ESP)
A350-A-20-55-XX-01ZZZ-042Z-A

INTRODUCTION (INTRO)
A350-A-00-61-04-11ZZZ-018Z-D

IN SERVICE INFORMATION (ISI)
52.10.00066

MAINTENANCE PROCEDURE (MP)	
A350-A-11-XX-XX-00ZZZ-691Z-A	A350-A-24-41-XX-00ZZZ-170Z-A
A350-A-52-12-73-A6ZZZ-520Z-A	
A350-A-52-12-73-A6ZZZ-720Z-A	

PROCESS AND MATERIAL SPECIFICATION (PMS)
01-06-12

SYSTEM DESCRIPTION (SD)
A350-A-06-3X-XX-01ZZZ-04CZ-A

VENDOR SERVICE BULLETIN (VSB)
RATIER-FIGEAC (F0221) VSB FE396-52-01

STANDARDS MANUAL (SM)

CONSUMABLE MATERIAL LIST (CML)

(b) Task set A350-A-52-XX-P049-01000-93AB-A OPTION 2 - Replacement of the Door Actuator as per AMM

AIRCRAFT STRUCTURAL REPAIR (ASR)
A350-A-51-77-11-00ZZZ-660Z-A

ELECTRICAL STANDARD PRACTICES (ESP)
A350-A-20-55-XX-01ZZZ-042Z-A

INTRODUCTION (INTRO)
A350-A-00-61-04-11ZZZ-018Z-D

IN SERVICE INFORMATION (ISI)
52.10.00066

MAINTENANCE PROCEDURE (MP)	
A350-A-11-XX-XX-00ZZZ-691Z-A	A350-A-24-41-XX-00ZZZ-170Z-A

MAINTENANCE PROCEDURE (MP)
A350-A-52-12-73-A6ZZZ-520Z-A
A350-A-52-12-73-A6ZZZ-720Z-A

PROCESS AND MATERIAL SPECIFICATION (PMS)
01-06-12

SYSTEM DESCRIPTION (SD)
A350-A-06-3X-XX-01ZZZ-04CZ-A

STANDARDS MANUAL (SM)

CONSUMABLE MATERIAL LIST (CML)

CONF 021

(1) Modification of Door Actuator

(a) Task set A350-A-52-XX-P049-01000-93AA-A OPTION 1 - Modification of the Door Actuator in accordance with VSB

AIRCRAFT STRUCTURAL REPAIR (ASR)
A350-A-51-77-11-00ZZZ-660Z-A

ELECTRICAL STANDARD PRACTICES (ESP)
A350-A-20-55-XX-01ZZZ-042Z-A

INTRODUCTION (INTRO)
A350-A-00-61-04-11ZZZ-018Z-D

IN SERVICE INFORMATION (ISI)
52.10.00066

MAINTENANCE PROCEDURE (MP)	
A350-A-11-XX-XX-00ZZZ-691Z-A	A350-A-24-41-XX-00ZZZ-170Z-A
A350-A-52-11-73-A6ZZZ-520Z-A	A350-A-52-12-73-A6ZZZ-520Z-A
A350-A-52-11-73-A6ZZZ-720Z-A	A350-A-52-12-73-A6ZZZ-720Z-A

PROCESS AND MATERIAL SPECIFICATION (PMS)
01-06-12

SYSTEM DESCRIPTION (SD)
A350-A-06-3X-XX-01ZZZ-04CZ-A

VENDOR SERVICE BULLETIN (VSB)
RATIER-FIGEAC (F0221) VSB FE396-52-01

STANDARDS MANUAL (SM)

CONSUMABLE MATERIAL LIST (CML)

(b) Task set A350-A-52-XX-P049-01000-93AB-A OPTION 2 - Replacement of the Door Actuator as per AMM

AIRCRAFT STRUCTURAL REPAIR (ASR)
A350-A-51-77-11-00ZZZ-660Z-A

ELECTRICAL STANDARD PRACTICES (ESP)
A350-A-20-55-XX-01ZZZ-042Z-A

INTRODUCTION (INTRO)
A350-A-00-61-04-11ZZZ-018Z-D

IN SERVICE INFORMATION (ISI)
52.10.00066

MAINTENANCE PROCEDURE (MP)	
A350-A-11-XX-XX-00ZZZ-691Z-A	A350-A-24-41-XX-00ZZZ-170Z-A
A350-A-52-11-73-A6ZZZ-520Z-A	A350-A-52-12-73-A6ZZZ-520Z-A
A350-A-52-11-73-A6ZZZ-720Z-A	A350-A-52-12-73-A6ZZZ-720Z-A

PROCESS AND MATERIAL SPECIFICATION (PMS)
01-06-12

SYSTEM DESCRIPTION (SD)
A350-A-06-3X-XX-01ZZZ-04CZ-A

STANDARDS MANUAL (SM)

CONSUMABLE MATERIAL LIST (CML)

CONF 022

(1) Modification of Door Actuator

(a) Task set A350-A-52-XX-P049-01000-93AA-A OPTION 1 - Modification of the Door Actuator in accordance with VSB

AIRCRAFT STRUCTURAL REPAIR (ASR)
A350-A-51-77-11-00ZZZ-660Z-A

ELECTRICAL STANDARD PRACTICES (ESP)
A350-A-20-55-XX-01ZZZ-042Z-A

INTRODUCTION (INTRO)
A350-A-00-61-04-11ZZZ-018Z-D

IN SERVICE INFORMATION (ISI)
52.10.00066

MAINTENANCE PROCEDURE (MP)	
A350-A-11-XX-XX-00ZZZ-691Z-A	A350-A-24-41-XX-00ZZZ-170Z-A
A350-A-52-12-73-A6ZZZ-520Z-A	

MAINTENANCE PROCEDURE (MP)
A350-A-52-12-73-A6ZZZ-720Z-A

PROCESS AND MATERIAL SPECIFICATION (PMS)
01-06-12

SYSTEM DESCRIPTION (SD)
A350-A-06-3X-XX-01ZZZ-04CZ-A

VENDOR SERVICE BULLETIN (VSB)
RATIER-FIGEAC (F0221) VSB FE396-52-01

STANDARDS MANUAL (SM)

CONSUMABLE MATERIAL LIST (CML)

(b) Task set A350-A-52-XX-P049-01000-93AB-A OPTION 2 - Replacement of the Door Actuator as per AMM

AIRCRAFT STRUCTURAL REPAIR (ASR)
A350-A-51-77-11-00ZZZ-660Z-A

ELECTRICAL STANDARD PRACTICES (ESP)
A350-A-20-55-XX-01ZZZ-042Z-A

INTRODUCTION (INTRO)
A350-A-00-61-04-11ZZZ-018Z-D

IN SERVICE INFORMATION (ISI)
52.10.00066

MAINTENANCE PROCEDURE (MP)	
A350-A-11-XX-XX-00ZZZ-691Z-A	A350-A-24-41-XX-00ZZZ-170Z-A
A350-A-52-12-73-A6ZZZ-520Z-A	
A350-A-52-12-73-A6ZZZ-720Z-A	

PROCESS AND MATERIAL SPECIFICATION (PMS)
01-06-12

SYSTEM DESCRIPTION (SD)
A350-A-06-3X-XX-01ZZZ-04CZ-A

STANDARDS MANUAL (SM)

CONSUMABLE MATERIAL LIST (CML)

CONF 023

(1) Modification of Door Actuator

(a) Task set A350-A-52-XX-P049-01000-93AA-A OPTION 1 - Modification of the Door Actuator in accordance with VSB

AIRCRAFT STRUCTURAL REPAIR (ASR)
A350-A-51-77-11-00ZZZ-660Z-A

ELECTRICAL STANDARD PRACTICES (ESP)
A350-A-20-55-XX-01ZZZ-042Z-A

INTRODUCTION (INTRO)
A350-A-00-61-04-11ZZZ-018Z-D

IN SERVICE INFORMATION (ISI)
52.10.00066

MAINTENANCE PROCEDURE (MP)	
A350-A-11-XX-XX-00ZZZ-691Z-A	A350-A-24-41-XX-00ZZZ-170Z-A
A350-A-52-12-73-A6ZZZ-520Z-A	
A350-A-52-12-73-A6ZZZ-720Z-A	

PROCESS AND MATERIAL SPECIFICATION (PMS)
01-06-12

SYSTEM DESCRIPTION (SD)
A350-A-06-3X-XX-01ZZZ-04CZ-A

VENDOR SERVICE BULLETIN (VSB)
RATIER-FIGEAC (F0221) VSB FE396-52-01

STANDARDS MANUAL (SM)

CONSUMABLE MATERIAL LIST (CML)

(b) Task set A350-A-52-XX-P049-01000-93AB-A OPTION 2 - Replacement of the Door Actuator as per AMM

AIRCRAFT STRUCTURAL REPAIR (ASR)
A350-A-51-77-11-00ZZZ-660Z-A

ELECTRICAL STANDARD PRACTICES (ESP)
A350-A-20-55-XX-01ZZZ-042Z-A

INTRODUCTION (INTRO)
A350-A-00-61-04-11ZZZ-018Z-D

IN SERVICE INFORMATION (ISI)
52.10.00066

MAINTENANCE PROCEDURE (MP)	
A350-A-11-XX-XX-00ZZZ-691Z-A	A350-A-24-41-XX-00ZZZ-170Z-A
A350-A-52-12-73-A6ZZZ-520Z-A	
A350-A-52-12-73-A6ZZZ-720Z-A	

PROCESS AND MATERIAL SPECIFICATION (PMS)
01-06-12

SYSTEM DESCRIPTION (SD)
A350-A-06-3X-XX-01ZZZ-04CZ-A

STANDARDS MANUAL (SM)

CONSUMABLE MATERIAL LIST (CML)

CONF 024

(1) Modification of Door Actuator

(a) Task set A350-A-52-XX-P049-01000-93AA-A OPTION 1 - Modification of the Door Actuator in accordance with VSB

AIRCRAFT STRUCTURAL REPAIR (ASR)
A350-A-51-77-11-00ZZZ-660Z-A

ELECTRICAL STANDARD PRACTICES (ESP)
A350-A-20-55-XX-01ZZZ-042Z-A

INTRODUCTION (INTRO)
A350-A-00-61-04-11ZZZ-018Z-D

IN SERVICE INFORMATION (ISI)
52.10.00066

MAINTENANCE PROCEDURE (MP)	
A350-A-11-XX-XX-00ZZZ-691Z-A	A350-A-24-41-XX-00ZZZ-170Z-A
A350-A-52-11-73-A6ZZZ-520Z-A	A350-A-52-12-73-A6ZZZ-520Z-A
A350-A-52-11-73-A6ZZZ-720Z-A	A350-A-52-12-73-A6ZZZ-720Z-A

PROCESS AND MATERIAL SPECIFICATION (PMS)
01-06-12

SYSTEM DESCRIPTION (SD)
A350-A-06-3X-XX-01ZZZ-04CZ-A

VENDOR SERVICE BULLETIN (VSB)
RATIER-FIGEAC (F0221) VSB FE396-52-01

STANDARDS MANUAL (SM)

CONSUMABLE MATERIAL LIST (CML)

(b) Task set A350-A-52-XX-P049-01000-93AB-A OPTION 2 - Replacement of the Door Actuator as per AMM

AIRCRAFT STRUCTURAL REPAIR (ASR)
A350-A-51-77-11-00ZZZ-660Z-A

ELECTRICAL STANDARD PRACTICES (ESP)
A350-A-20-55-XX-01ZZZ-042Z-A

INTRODUCTION (INTRO)
A350-A-00-61-04-11ZZZ-018Z-D

IN SERVICE INFORMATION (ISI)
52.10.00066

MAINTENANCE PROCEDURE (MP)	
A350-A-11-XX-XX-00ZZZ-691Z-A	A350-A-24-41-XX-00ZZZ-170Z-A
A350-A-52-11-73-A6ZZZ-520Z-A	A350-A-52-12-73-A6ZZZ-520Z-A
A350-A-52-11-73-A6ZZZ-720Z-A	A350-A-52-12-73-A6ZZZ-720Z-A

PROCESS AND MATERIAL SPECIFICATION (PMS)
01-06-12

SYSTEM DESCRIPTION (SD)
A350-A-06-3X-XX-01ZZZ-04CZ-A

STANDARDS MANUAL (SM)

CONSUMABLE MATERIAL LIST (CML)

CONF 025

(1) Modification of Door Actuator

(a) Task set A350-A-52-XX-P049-01000-93AA-A OPTION 1 - Modification of the Door Actuator in accordance with VSB

AIRCRAFT STRUCTURAL REPAIR (ASR)
A350-A-51-77-11-00ZZZ-660Z-A

ELECTRICAL STANDARD PRACTICES (ESP)
A350-A-20-55-XX-01ZZZ-042Z-A

INTRODUCTION (INTRO)
A350-A-00-61-04-11ZZZ-018Z-D

IN SERVICE INFORMATION (ISI)
52.10.00066

MAINTENANCE PROCEDURE (MP)	
A350-A-11-XX-XX-00ZZZ-691Z-A	A350-A-24-41-XX-00ZZZ-170Z-A
A350-A-52-11-73-A6ZZZ-520Z-A	A350-A-52-12-73-A6ZZZ-520Z-A
A350-A-52-11-73-A6ZZZ-720Z-A	A350-A-52-12-73-A6ZZZ-720Z-A
A350-A-52-13-73-A6ZZZ-520Z-A	
A350-A-52-13-73-A6ZZZ-720Z-A	

PROCESS AND MATERIAL SPECIFICATION (PMS)
01-06-12

SYSTEM DESCRIPTION (SD)
A350-A-06-3X-XX-01ZZZ-04CZ-A

VENDOR SERVICE BULLETIN (VSB)
RATIER-FIGEAC (F0221) VSB FE396-52-01

STANDARDS MANUAL (SM)

CONSUMABLE MATERIAL LIST (CML)

(b) Task set A350-A-52-XX-P049-01000-93AB-A OPTION 2 - Replacement of the Door Actuator as per AMM

AIRCRAFT STRUCTURAL REPAIR (ASR)
A350-A-51-77-11-00ZZZ-660Z-A

ELECTRICAL STANDARD PRACTICES (ESP)
A350-A-20-55-XX-01ZZZ-042Z-A

INTRODUCTION (INTRO)
A350-A-00-61-04-11ZZZ-018Z-D

IN SERVICE INFORMATION (ISI)
52.10.00066

MAINTENANCE PROCEDURE (MP)	
A350-A-11-XX-XX-00ZZZ-691Z-A	A350-A-24-41-XX-00ZZZ-170Z-A
A350-A-52-11-73-A6ZZZ-520Z-A	A350-A-52-12-73-A6ZZZ-520Z-A
A350-A-52-11-73-A6ZZZ-720Z-A	A350-A-52-12-73-A6ZZZ-720Z-A
A350-A-52-13-73-A6ZZZ-520Z-A	
A350-A-52-13-73-A6ZZZ-720Z-A	

PROCESS AND MATERIAL SPECIFICATION (PMS)
01-06-12

SYSTEM DESCRIPTION (SD)
A350-A-06-3X-XX-01ZZZ-04CZ-A

STANDARDS MANUAL (SM)

CONSUMABLE MATERIAL LIST (CML)

CONF 026

(1) Modification of Door Actuator

(a) Task set A350-A-52-XX-P049-01000-93AA-A OPTION 1 - Modification of the Door Actuator in accordance with VSB

AIRCRAFT STRUCTURAL REPAIR (ASR)
A350-A-51-77-11-00ZZZ-660Z-A

ELECTRICAL STANDARD PRACTICES (ESP)
A350-A-20-55-XX-01ZZZ-042Z-A

INTRODUCTION (INTRO)
A350-A-00-61-04-11ZZZ-018Z-D

IN SERVICE INFORMATION (ISI)
52.10.00066

MAINTENANCE PROCEDURE (MP)	
A350-A-11-XX-XX-00ZZZ-691Z-A	A350-A-24-41-XX-00ZZZ-170Z-A
A350-A-52-11-73-A6ZZZ-520Z-A	A350-A-52-12-73-A6ZZZ-520Z-A
A350-A-52-11-73-A6ZZZ-720Z-A	A350-A-52-12-73-A6ZZZ-720Z-A
A350-A-52-13-73-A6ZZZ-520Z-A	
A350-A-52-13-73-A6ZZZ-720Z-A	

PROCESS AND MATERIAL SPECIFICATION (PMS)
01-06-12

SYSTEM DESCRIPTION (SD)
A350-A-06-3X-XX-01ZZZ-04CZ-A

VENDOR SERVICE BULLETIN (VSB)
RATIER-FIGEAC (F0221) VSB FE396-52-01

STANDARDS MANUAL (SM)

CONSUMABLE MATERIAL LIST (CML)

(b) Task set A350-A-52-XX-P049-01000-93AB-A OPTION 2 - Replacement of the Door Actuator as per AMM

AIRCRAFT STRUCTURAL REPAIR (ASR)
A350-A-51-77-11-00ZZZ-660Z-A

ELECTRICAL STANDARD PRACTICES (ESP)
A350-A-20-55-XX-01ZZZ-042Z-A

INTRODUCTION (INTRO)
A350-A-00-61-04-11ZZZ-018Z-D

IN SERVICE INFORMATION (ISI)
52.10.00066

MAINTENANCE PROCEDURE (MP)	
A350-A-11-XX-XX-00ZZZ-691Z-A	A350-A-24-41-XX-00ZZZ-170Z-A
A350-A-52-11-73-A6ZZZ-520Z-A	A350-A-52-12-73-A6ZZZ-520Z-A
A350-A-52-11-73-A6ZZZ-720Z-A	A350-A-52-12-73-A6ZZZ-720Z-A
A350-A-52-13-73-A6ZZZ-520Z-A	
A350-A-52-13-73-A6ZZZ-720Z-A	

PROCESS AND MATERIAL SPECIFICATION (PMS)
01-06-12

SYSTEM DESCRIPTION (SD)
A350-A-06-3X-XX-01ZZZ-04CZ-A

STANDARDS MANUAL (SM)

CONSUMABLE MATERIAL LIST (CML)

CONF ALL

K. PUBLICATION AFFECTED

MAINTENANCE ILLUSTRATED PART DATA (MIPD)

L. INDUSTRY SUPPORT INFORMATION

Industry support terms for the equipment must be negotiated with the equipment supplier.

Refer to Service Bulletin No. FE396-52-01 for the industry support terms of the Vendor Service Bulletin parts and labor.

This Service Bulletin is the subject of an AIRBUS monitored retrofit campaign.

For the organization of this retrofit, you are kindly requested to contact AIRBUS retrofit management department: monitored.retrofit@airbus.com.

2. MATERIAL INFORMATION

A. MATERIAL APPLICABILITY

CONF 001

Material for task set A350-A-52-XX-P049-01000-93AA-A OPTION 1 - Modification of the Door Actuator in accordance with VSB

MATERIAL	QTY	SEE NOTES
Referenced tools	See SB	
Consumables	See SB	
Referenced consumables	See SB	
Components	See SB	
Referenced parts	See SB	
Re-identified parts	See SB	
Interchangeable parts	See SB	
Spare parts	See SB	

Material for task set A350-A-52-XX-P049-01000-93AB-A OPTION 2 - Replacement of the Door Actuator as per AMM

MATERIAL	QTY	SEE NOTES
Referenced tools	See SB	
Consumables	See SB	
Referenced consumables	See SB	
Components	See SB	
Equipment	See SB	
Referenced parts	See SB	
Interchangeable parts	See SB	
Spare parts	See SB	

CONF 002

Material for task set A350-A-52-XX-P049-01000-93AA-A OPTION 1 - Modification of the Door Actuator in accordance with VSB

MATERIAL	QTY	SEE NOTES
Referenced tools	See SB	
Consumables	See SB	
Referenced consumables	See SB	
Components	See SB	
Referenced parts	See SB	
Re-identified parts	See SB	
Interchangeable parts	See SB	
Spare parts	See SB	

Material for task set A350-A-52-XX-P049-01000-93AB-A OPTION 2 - Replacement of the Door Actuator as per AMM

MATERIAL	QTY	SEE NOTES
Referenced tools	See SB	
Consumables	See SB	

MATERIAL	QTY	SEE NOTES
Referenced consumables	See SB	
Components	See SB	
Equipment	See SB	
Referenced parts	See SB	
Interchangeable parts	See SB	
Spare parts	See SB	

CONF 003

Material for task set A350-A-52-XX-P049-01000-93AA-A OPTION 1 - Modification of the Door Actuator in accordance with VSB

MATERIAL	QTY	SEE NOTES
Referenced tools	See SB	
Consumables	See SB	
Referenced consumables	See SB	
Components	See SB	
Referenced parts	See SB	
Re-identified parts	See SB	
Interchangeable parts	See SB	
Spare parts	See SB	

Material for task set A350-A-52-XX-P049-01000-93AB-A OPTION 2 - Replacement of the Door Actuator as per AMM

MATERIAL	QTY	SEE NOTES
Referenced tools	See SB	
Consumables	See SB	
Referenced consumables	See SB	
Components	See SB	
Equipment	See SB	
Referenced parts	See SB	
Interchangeable parts	See SB	
Spare parts	See SB	

CONF 004

Material for task set A350-A-52-XX-P049-01000-93AA-A OPTION 1 - Modification of the Door Actuator in accordance with VSB

MATERIAL	QTY	SEE NOTES
Referenced tools	See SB	
Consumables	See SB	
Referenced consumables	See SB	
Components	See SB	
Referenced parts	See SB	
Re-identified parts	See SB	
Interchangeable parts	See SB	

MATERIAL	QTY	SEE NOTES
Spare parts	See SB	

Material for task set A350-A-52-XX-P049-01000-93AB-A OPTION 2 - Replacement of the Door Actuator as per AMM

MATERIAL	QTY	SEE NOTES
Referenced tools	See SB	
Consumables	See SB	
Referenced consumables	See SB	
Components	See SB	
Equipment	See SB	
Referenced parts	See SB	
Interchangeable parts	See SB	
Spare parts	See SB	

CONF 005

Material for task set A350-A-52-XX-P049-01000-93AA-A OPTION 1 - Modification of the Door Actuator in accordance with VSB

MATERIAL	QTY	SEE NOTES
Referenced tools	See SB	
Consumables	See SB	
Referenced consumables	See SB	
Components	See SB	
Referenced parts	See SB	
Re-identified parts	See SB	
Interchangeable parts	See SB	
Spare parts	See SB	

Material for task set A350-A-52-XX-P049-01000-93AB-A OPTION 2 - Replacement of the Door Actuator as per AMM

MATERIAL	QTY	SEE NOTES
Referenced tools	See SB	
Consumables	See SB	
Referenced consumables	See SB	
Components	See SB	
Equipment	See SB	
Referenced parts	See SB	
Interchangeable parts	See SB	
Spare parts	See SB	

CONF 006

Material for task set A350-A-52-XX-P049-01000-93AA-A OPTION 1 - Modification of the Door Actuator in accordance with VSB

MATERIAL	QTY	SEE NOTES
Referenced tools	See SB	

MATERIAL	QTY	SEE NOTES
Consumables	See SB	
Referenced consumables	See SB	
Components	See SB	
Referenced parts	See SB	
Re-identified parts	See SB	
Interchangeable parts	See SB	
Spare parts	See SB	

Material for task set A350-A-52-XX-P049-01000-93AB-A OPTION 2 - Replacement of the Door Actuator as per AMM

MATERIAL	QTY	SEE NOTES
Referenced tools	See SB	
Consumables	See SB	
Referenced consumables	See SB	
Components	See SB	
Equipment	See SB	
Referenced parts	See SB	
Interchangeable parts	See SB	
Spare parts	See SB	

CONF 007

Material for task set A350-A-52-XX-P049-01000-93AA-A OPTION 1 - Modification of the Door Actuator in accordance with VSB

MATERIAL	QTY	SEE NOTES
Referenced tools	See SB	
Consumables	See SB	
Referenced consumables	See SB	
Components	See SB	
Referenced parts	See SB	
Re-identified parts	See SB	
Interchangeable parts	See SB	
Spare parts	See SB	

Material for task set A350-A-52-XX-P049-01000-93AB-A OPTION 2 - Replacement of the Door Actuator as per AMM

MATERIAL	QTY	SEE NOTES
Referenced tools	See SB	
Consumables	See SB	
Referenced consumables	See SB	
Components	See SB	
Equipment	See SB	
Referenced parts	See SB	
Interchangeable parts	See SB	

MATERIAL	QTY	SEE NOTES
Spare parts	See SB	

CONF 008

Material for task set A350-A-52-XX-P049-01000-93AA-A OPTION 1 - Modification of the Door Actuator in accordance with VSB

MATERIAL	QTY	SEE NOTES
Referenced tools	See SB	
Consumables	See SB	
Referenced consumables	See SB	
Components	See SB	
Referenced parts	See SB	
Re-identified parts	See SB	
Interchangeable parts	See SB	
Spare parts	See SB	

Material for task set A350-A-52-XX-P049-01000-93AB-A OPTION 2 - Replacement of the Door Actuator as per AMM

MATERIAL	QTY	SEE NOTES
Referenced tools	See SB	
Consumables	See SB	
Referenced consumables	See SB	
Components	See SB	
Equipment	See SB	
Referenced parts	See SB	
Interchangeable parts	See SB	
Spare parts	See SB	

CONF 009

Material for task set A350-A-52-XX-P049-01000-93AA-A OPTION 1 - Modification of the Door Actuator in accordance with VSB

MATERIAL	QTY	SEE NOTES
Referenced tools	See SB	
Consumables	See SB	
Referenced consumables	See SB	
Components	See SB	
Referenced parts	See SB	
Re-identified parts	See SB	
Interchangeable parts	See SB	
Spare parts	See SB	

Material for task set A350-A-52-XX-P049-01000-93AB-A OPTION 2 - Replacement of the Door Actuator as per AMM

MATERIAL	QTY	SEE NOTES
Referenced tools	See SB	

MATERIAL	QTY	SEE NOTES
Consumables	See SB	
Referenced consumables	See SB	
Components	See SB	
Equipment	See SB	
Referenced parts	See SB	
Interchangeable parts	See SB	
Spare parts	See SB	

CONF 010

Material for task set A350-A-52-XX-P049-01000-93AA-A OPTION 1 - Modification of the Door Actuator in accordance with VSB

MATERIAL	QTY	SEE NOTES
Referenced tools	See SB	
Consumables	See SB	
Referenced consumables	See SB	
Components	See SB	
Referenced parts	See SB	
Re-identified parts	See SB	
Interchangeable parts	See SB	
Spare parts	See SB	

Material for task set A350-A-52-XX-P049-01000-93AB-A OPTION 2 - Replacement of the Door Actuator as per AMM

MATERIAL	QTY	SEE NOTES
Referenced tools	See SB	
Consumables	See SB	
Referenced consumables	See SB	
Components	See SB	
Equipment	See SB	
Referenced parts	See SB	
Interchangeable parts	See SB	
Spare parts	See SB	

CONF 011

Material for task set A350-A-52-XX-P049-01000-93AA-A OPTION 1 - Modification of the Door Actuator in accordance with VSB

MATERIAL	QTY	SEE NOTES
Referenced tools	See SB	
Consumables	See SB	
Referenced consumables	See SB	
Components	See SB	
Referenced parts	See SB	
Re-identified parts	See SB	

MATERIAL	QTY	SEE NOTES
Interchangeable parts	See SB	
Spare parts	See SB	

Material for task set A350-A-52-XX-P049-01000-93AB-A OPTION 2 - Replacement of the Door Actuator as per AMM

MATERIAL	QTY	SEE NOTES
Referenced tools	See SB	
Consumables	See SB	
Referenced consumables	See SB	
Components	See SB	
Equipment	See SB	
Referenced parts	See SB	
Interchangeable parts	See SB	
Spare parts	See SB	

CONF 012

Material for task set A350-A-52-XX-P049-01000-93AA-A OPTION 1 - Modification of the Door Actuator in accordance with VSB

MATERIAL	QTY	SEE NOTES
Referenced tools	See SB	
Consumables	See SB	
Referenced consumables	See SB	
Components	See SB	
Referenced parts	See SB	
Re-identified parts	See SB	
Interchangeable parts	See SB	
Spare parts	See SB	

Material for task set A350-A-52-XX-P049-01000-93AB-A OPTION 2 - Replacement of the Door Actuator as per AMM

MATERIAL	QTY	SEE NOTES
Referenced tools	See SB	
Consumables	See SB	
Referenced consumables	See SB	
Components	See SB	
Equipment	See SB	
Referenced parts	See SB	
Interchangeable parts	See SB	
Spare parts	See SB	

CONF 013

Material for task set A350-A-52-XX-P049-01000-93AA-A OPTION 1 - Modification of the Door Actuator in accordance with VSB

MATERIAL	QTY	SEE NOTES
Referenced tools	See SB	
Consumables	See SB	
Referenced consumables	See SB	
Components	See SB	
Referenced parts	See SB	
Re-identified parts	See SB	
Interchangeable parts	See SB	
Spare parts	See SB	

Material for task set A350-A-52-XX-P049-01000-93AB-A OPTION 2 - Replacement of the Door Actuator as per AMM

MATERIAL	QTY	SEE NOTES
Referenced tools	See SB	
Consumables	See SB	
Referenced consumables	See SB	
Components	See SB	
Equipment	See SB	
Referenced parts	See SB	
Interchangeable parts	See SB	
Spare parts	See SB	

CONF 014

Material for task set A350-A-52-XX-P049-01000-93AA-A OPTION 1 - Modification of the Door Actuator in accordance with VSB

MATERIAL	QTY	SEE NOTES
Referenced tools	See SB	
Consumables	See SB	
Referenced consumables	See SB	
Components	See SB	
Referenced parts	See SB	
Re-identified parts	See SB	
Interchangeable parts	See SB	
Spare parts	See SB	

Material for task set A350-A-52-XX-P049-01000-93AB-A OPTION 2 - Replacement of the Door Actuator as per AMM

MATERIAL	QTY	SEE NOTES
Referenced tools	See SB	
Consumables	See SB	
Referenced consumables	See SB	

MATERIAL	QTY	SEE NOTES
Components	See SB	
Equipment	See SB	
Referenced parts	See SB	
Interchangeable parts	See SB	
Spare parts	See SB	

CONF 015

Material for task set A350-A-52-XX-P049-01000-93AA-A OPTION 1 - Modification of the Door Actuator in accordance with VSB

MATERIAL	QTY	SEE NOTES
Referenced tools	See SB	
Consumables	See SB	
Referenced consumables	See SB	
Components	See SB	
Referenced parts	See SB	
Re-identified parts	See SB	
Interchangeable parts	See SB	
Spare parts	See SB	

Material for task set A350-A-52-XX-P049-01000-93AB-A OPTION 2 - Replacement of the Door Actuator as per AMM

MATERIAL	QTY	SEE NOTES
Referenced tools	See SB	
Consumables	See SB	
Referenced consumables	See SB	
Components	See SB	
Equipment	See SB	
Referenced parts	See SB	
Interchangeable parts	See SB	
Spare parts	See SB	

CONF 016

Material for task set A350-A-52-XX-P049-01000-93AA-A OPTION 1 - Modification of the Door Actuator in accordance with VSB

MATERIAL	QTY	SEE NOTES
Referenced tools	See SB	
Consumables	See SB	
Referenced consumables	See SB	
Components	See SB	
Referenced parts	See SB	
Re-identified parts	See SB	
Interchangeable parts	See SB	
Spare parts	See SB	

Material for task set A350-A-52-XX-P049-01000-93AB-A OPTION 2 - Replacement of the Door Actuator as per AMM

MATERIAL	QTY	SEE NOTES
Referenced tools	See SB	
Consumables	See SB	
Referenced consumables	See SB	
Components	See SB	
Equipment	See SB	
Referenced parts	See SB	
Interchangeable parts	See SB	
Spare parts	See SB	

CONF 017

Material for task set A350-A-52-XX-P049-01000-93AA-A OPTION 1 - Modification of the Door Actuator in accordance with VSB

MATERIAL	QTY	SEE NOTES
Referenced tools	See SB	
Consumables	See SB	
Referenced consumables	See SB	
Components	See SB	
Referenced parts	See SB	
Re-identified parts	See SB	
Interchangeable parts	See SB	
Spare parts	See SB	

Material for task set A350-A-52-XX-P049-01000-93AB-A OPTION 2 - Replacement of the Door Actuator as per AMM

MATERIAL	QTY	SEE NOTES
Referenced tools	See SB	
Consumables	See SB	
Referenced consumables	See SB	
Components	See SB	
Equipment	See SB	
Referenced parts	See SB	
Interchangeable parts	See SB	
Spare parts	See SB	

CONF 018

Material for task set A350-A-52-XX-P049-01000-93AA-A OPTION 1 - Modification of the Door Actuator in accordance with VSB

MATERIAL	QTY	SEE NOTES
Referenced tools	See SB	
Consumables	See SB	
Referenced consumables	See SB	

MATERIAL	QTY	SEE NOTES
Components	See SB	
Referenced parts	See SB	
Re-identified parts	See SB	
Interchangeable parts	See SB	
Spare parts	See SB	

Material for task set A350-A-52-XX-P049-01000-93AB-A OPTION 2 - Replacement of the Door Actuator as per AMM

MATERIAL	QTY	SEE NOTES
Referenced tools	See SB	
Consumables	See SB	
Referenced consumables	See SB	
Components	See SB	
Equipment	See SB	
Referenced parts	See SB	
Interchangeable parts	See SB	
Spare parts	See SB	

CONF 019

Material for task set A350-A-52-XX-P049-01000-93AA-A OPTION 1 - Modification of the Door Actuator in accordance with VSB

MATERIAL	QTY	SEE NOTES
Referenced tools	See SB	
Consumables	See SB	
Referenced consumables	See SB	
Components	See SB	
Referenced parts	See SB	
Re-identified parts	See SB	
Interchangeable parts	See SB	
Spare parts	See SB	

Material for task set A350-A-52-XX-P049-01000-93AB-A OPTION 2 - Replacement of the Door Actuator as per AMM

MATERIAL	QTY	SEE NOTES
Referenced tools	See SB	
Consumables	See SB	
Referenced consumables	See SB	
Components	See SB	
Equipment	See SB	
Referenced parts	See SB	
Interchangeable parts	See SB	
Spare parts	See SB	

CONF 020

Material for task set A350-A-52-XX-P049-01000-93AA-A OPTION 1 - Modification of the Door Actuator in accordance with VSB

MATERIAL	QTY	SEE NOTES
Referenced tools	See SB	
Consumables	See SB	
Referenced consumables	See SB	
Components	See SB	
Referenced parts	See SB	
Re-identified parts	See SB	
Interchangeable parts	See SB	
Spare parts	See SB	

Material for task set A350-A-52-XX-P049-01000-93AB-A OPTION 2 - Replacement of the Door Actuator as per AMM

MATERIAL	QTY	SEE NOTES
Referenced tools	See SB	
Consumables	See SB	
Referenced consumables	See SB	
Components	See SB	
Equipment	See SB	
Referenced parts	See SB	
Interchangeable parts	See SB	
Spare parts	See SB	

CONF 021

Material for task set A350-A-52-XX-P049-01000-93AA-A OPTION 1 - Modification of the Door Actuator in accordance with VSB

MATERIAL	QTY	SEE NOTES
Referenced tools	See SB	
Consumables	See SB	
Referenced consumables	See SB	
Components	See SB	
Referenced parts	See SB	
Re-identified parts	See SB	
Interchangeable parts	See SB	
Spare parts	See SB	

Material for task set A350-A-52-XX-P049-01000-93AB-A OPTION 2 - Replacement of the Door Actuator as per AMM

MATERIAL	QTY	SEE NOTES
Referenced tools	See SB	
Consumables	See SB	
Referenced consumables	See SB	

MATERIAL	QTY	SEE NOTES
Components	See SB	
Equipment	See SB	
Referenced parts	See SB	
Interchangeable parts	See SB	
Spare parts	See SB	

CONF 022

Material for task set A350-A-52-XX-P049-01000-93AA-A OPTION 1 - Modification of the Door Actuator in accordance with VSB

MATERIAL	QTY	SEE NOTES
Referenced tools	See SB	
Consumables	See SB	
Referenced consumables	See SB	
Components	See SB	
Referenced parts	See SB	
Re-identified parts	See SB	
Interchangeable parts	See SB	
Spare parts	See SB	

Material for task set A350-A-52-XX-P049-01000-93AB-A OPTION 2 - Replacement of the Door Actuator as per AMM

MATERIAL	QTY	SEE NOTES
Referenced tools	See SB	
Consumables	See SB	
Referenced consumables	See SB	
Components	See SB	
Equipment	See SB	
Referenced parts	See SB	
Interchangeable parts	See SB	
Spare parts	See SB	

CONF 023

Material for task set A350-A-52-XX-P049-01000-93AA-A OPTION 1 - Modification of the Door Actuator in accordance with VSB

MATERIAL	QTY	SEE NOTES
Referenced tools	See SB	
Consumables	See SB	
Referenced consumables	See SB	
Components	See SB	
Referenced parts	See SB	
Re-identified parts	See SB	
Interchangeable parts	See SB	
Spare parts	See SB	

Material for task set A350-A-52-XX-P049-01000-93AB-A OPTION 2 - Replacement of the Door Actuator as per AMM

MATERIAL	QTY	SEE NOTES
Referenced tools	See SB	
Consumables	See SB	
Referenced consumables	See SB	
Components	See SB	
Equipment	See SB	
Referenced parts	See SB	
Interchangeable parts	See SB	
Spare parts	See SB	

CONF 024

Material for task set A350-A-52-XX-P049-01000-93AA-A OPTION 1 - Modification of the Door Actuator in accordance with VSB

MATERIAL	QTY	SEE NOTES
Referenced tools	See SB	
Consumables	See SB	
Referenced consumables	See SB	
Components	See SB	
Referenced parts	See SB	
Re-identified parts	See SB	
Interchangeable parts	See SB	
Spare parts	See SB	

Material for task set A350-A-52-XX-P049-01000-93AB-A OPTION 2 - Replacement of the Door Actuator as per AMM

MATERIAL	QTY	SEE NOTES
Referenced tools	See SB	
Consumables	See SB	
Referenced consumables	See SB	
Components	See SB	
Equipment	See SB	
Referenced parts	See SB	
Interchangeable parts	See SB	
Spare parts	See SB	

CONF 025

Material for task set A350-A-52-XX-P049-01000-93AA-A OPTION 1 - Modification of the Door Actuator in accordance with VSB

MATERIAL	QTY	SEE NOTES
Referenced tools	See SB	
Consumables	See SB	
Referenced consumables	See SB	

MATERIAL	QTY	SEE NOTES
Components	See SB	
Referenced parts	See SB	
Re-identified parts	See SB	
Interchangeable parts	See SB	
Spare parts	See SB	

Material for task set A350-A-52-XX-P049-01000-93AB-A OPTION 2 - Replacement of the Door Actuator as per AMM

MATERIAL	QTY	SEE NOTES
Referenced tools	See SB	
Consumables	See SB	
Referenced consumables	See SB	
Components	See SB	
Equipment	See SB	
Referenced parts	See SB	
Interchangeable parts	See SB	
Spare parts	See SB	

CONF 026

Material for task set A350-A-52-XX-P049-01000-93AA-A OPTION 1 - Modification of the Door Actuator in accordance with VSB

MATERIAL	QTY	SEE NOTES
Referenced tools	See SB	
Consumables	See SB	
Referenced consumables	See SB	
Components	See SB	
Referenced parts	See SB	
Re-identified parts	See SB	
Interchangeable parts	See SB	
Spare parts	See SB	

Material for task set A350-A-52-XX-P049-01000-93AB-A OPTION 2 - Replacement of the Door Actuator as per AMM

MATERIAL	QTY	SEE NOTES
Referenced tools	See SB	
Consumables	See SB	
Referenced consumables	See SB	
Components	See SB	
Equipment	See SB	
Referenced parts	See SB	
Interchangeable parts	See SB	
Spare parts	See SB	

CONF ALL

B. TOOLING

CONF 001

Referenced tools for task set A350-A-52-XX-P049-01000-93AA-A OPTION 1 - Modification of the Door Actuator in accordance with VSB

To accomplish this Service Bulletin it is necessary to use the tools listed in:

Ref. MP A350-A-52-11-73-A6ZZZ-520Z-A

Ref. MP A350-A-52-11-73-A6ZZZ-720Z-A

Ref. MP A350-A-52-12-73-A6ZZZ-520Z-A

Ref. MP A350-A-52-12-73-A6ZZZ-720Z-A

Ref. MP A350-A-52-13-73-A6ZZZ-520Z-A

Ref. MP A350-A-52-13-73-A6ZZZ-720Z-A

Referenced tools for task set A350-A-52-XX-P049-01000-93AB-A OPTION 2 - Replacement of the Door Actuator as per AMM

To accomplish this Service Bulletin it is necessary to use the tools listed in:

Ref. MP A350-A-52-11-73-A6ZZZ-520Z-A

Ref. MP A350-A-52-11-73-A6ZZZ-720Z-A

Ref. MP A350-A-52-12-73-A6ZZZ-520Z-A

Ref. MP A350-A-52-12-73-A6ZZZ-720Z-A

Ref. MP A350-A-52-13-73-A6ZZZ-520Z-A

Ref. MP A350-A-52-13-73-A6ZZZ-720Z-A

CONF 002

Referenced tools for task set A350-A-52-XX-P049-01000-93AA-A OPTION 1 - Modification of the Door Actuator in accordance with VSB

To accomplish this Service Bulletin it is necessary to use the tools listed in:

Ref. MP A350-A-52-11-73-A6ZZZ-520Z-A

Ref. MP A350-A-52-11-73-A6ZZZ-720Z-A

Ref. MP A350-A-52-12-73-A6ZZZ-520Z-A

Ref. MP A350-A-52-12-73-A6ZZZ-720Z-A

Ref. MP A350-A-52-13-73-A6ZZZ-520Z-A

Ref. MP A350-A-52-13-73-A6ZZZ-720Z-A

Referenced tools for task set A350-A-52-XX-P049-01000-93AB-A OPTION 2 - Replacement of the Door Actuator as per AMM

To accomplish this Service Bulletin it is necessary to use the tools listed in:

Ref. MP A350-A-52-11-73-A6ZZZ-520Z-A

Ref. MP A350-A-52-11-73-A6ZZZ-720Z-A

Ref. MP A350-A-52-12-73-A6ZZZ-520Z-A

Ref. MP A350-A-52-12-73-A6ZZZ-720Z-A

Ref. MP A350-A-52-13-73-A6ZZZ-520Z-A

Ref. MP A350-A-52-13-73-A6ZZZ-720Z-A

CONF 003

Referenced tools for task set A350-A-52-XX-P049-01000-93AA-A OPTION 1 - Modification of the Door Actuator in accordance with VSB

To accomplish this Service Bulletin it is necessary to use the tools listed in:

Ref. MP A350-A-52-11-73-A6ZZZ-520Z-A

Ref. MP A350-A-52-11-73-A6ZZZ-720Z-A

Ref. MP A350-A-52-12-73-A6ZZZ-520Z-A

Ref. MP A350-A-52-12-73-A6ZZZ-720Z-A

Referenced tools for task set A350-A-52-XX-P049-01000-93AB-A OPTION 2 - Replacement of the Door Actuator as per AMM

To accomplish this Service Bulletin it is necessary to use the tools listed in:

Ref. MP A350-A-52-11-73-A6ZZZ-520Z-A

Ref. MP A350-A-52-11-73-A6ZZZ-720Z-A

Ref. MP A350-A-52-12-73-A6ZZZ-520Z-A

Ref. MP A350-A-52-12-73-A6ZZZ-720Z-A

CONF 004

Referenced tools for task set A350-A-52-XX-P049-01000-93AA-A OPTION 1 - Modification of the Door Actuator in accordance with VSB

To accomplish this Service Bulletin it is necessary to use the tools listed in:

Ref. MP A350-A-52-12-73-A6ZZZ-520Z-A

Ref. MP A350-A-52-12-73-A6ZZZ-720Z-A

Ref. MP A350-A-52-13-73-A6ZZZ-520Z-A

Ref. MP A350-A-52-13-73-A6ZZZ-720Z-A

Referenced tools for task set A350-A-52-XX-P049-01000-93AB-A OPTION 2 - Replacement of the Door Actuator as per AMM

To accomplish this Service Bulletin it is necessary to use the tools listed in:

Ref. MP A350-A-52-12-73-A6ZZZ-520Z-A

Ref. MP A350-A-52-12-73-A6ZZZ-720Z-A

Ref. MP A350-A-52-13-73-A6ZZZ-520Z-A

Ref. MP A350-A-52-13-73-A6ZZZ-720Z-A

CONF 005

Referenced tools for task set A350-A-52-XX-P049-01000-93AA-A OPTION 1 - Modification of the Door Actuator in accordance with VSB

To accomplish this Service Bulletin it is necessary to use the tools listed in:

Ref. MP A350-A-52-11-73-A6ZZZ-520Z-A

Ref. MP A350-A-52-11-73-A6ZZZ-720Z-A

Ref. MP A350-A-52-12-73-A6ZZZ-520Z-A

Ref. MP A350-A-52-12-73-A6ZZZ-720Z-A

Ref. MP A350-A-52-13-73-A6ZZZ-520Z-A

Ref. MP A350-A-52-13-73-A6ZZZ-720Z-A

Referenced tools for task set A350-A-52-XX-P049-01000-93AB-A OPTION 2 - Replacement of the Door Actuator as per AMM

To accomplish this Service Bulletin it is necessary to use the tools listed in:

Ref. MP A350-A-52-11-73-A6ZZZ-520Z-A

Ref. MP A350-A-52-11-73-A6ZZZ-720Z-A

Ref. MP A350-A-52-12-73-A6ZZZ-520Z-A

Ref. MP A350-A-52-12-73-A6ZZZ-720Z-A

Ref. MP A350-A-52-13-73-A6ZZZ-520Z-A

Ref. MP A350-A-52-13-73-A6ZZZ-720Z-A

CONF 006

Referenced tools for task set A350-A-52-XX-P049-01000-93AA-A OPTION 1 - Modification of the Door Actuator in accordance with VSB

To accomplish this Service Bulletin it is necessary to use the tools listed in:

Ref. MP A350-A-52-11-73-A6ZZZ-520Z-A

Ref. MP A350-A-52-11-73-A6ZZZ-720Z-A

Ref. MP A350-A-52-12-73-A6ZZZ-520Z-A

Ref. MP A350-A-52-12-73-A6ZZZ-720Z-A

Ref. MP A350-A-52-13-73-A6ZZZ-520Z-A

Ref. MP A350-A-52-13-73-A6ZZZ-720Z-A

Referenced tools for task set A350-A-52-XX-P049-01000-93AB-A OPTION 2 - Replacement of the Door Actuator as per AMM

To accomplish this Service Bulletin it is necessary to use the tools listed in:

Ref. MP A350-A-52-11-73-A6ZZZ-520Z-A

Ref. MP A350-A-52-11-73-A6ZZZ-720Z-A

Ref. MP A350-A-52-12-73-A6ZZZ-520Z-A

Ref. MP A350-A-52-12-73-A6ZZZ-720Z-A

Ref. MP A350-A-52-13-73-A6ZZZ-520Z-A

Ref. MP A350-A-52-13-73-A6ZZZ-720Z-A

CONF 007

Referenced tools for task set A350-A-52-XX-P049-01000-93AA-A OPTION 1 - Modification of the Door Actuator in accordance with VSB

To accomplish this Service Bulletin it is necessary to use the tools listed in:

Ref. MP A350-A-52-11-73-A6ZZZ-520Z-A

Ref. MP A350-A-52-11-73-A6ZZZ-720Z-A

Ref. MP A350-A-52-12-73-A6ZZZ-520Z-A

Ref. MP A350-A-52-12-73-A6ZZZ-720Z-A

Ref. MP A350-A-52-13-73-A6ZZZ-520Z-A

Ref. MP A350-A-52-13-73-A6ZZZ-720Z-A

Referenced tools for task set A350-A-52-XX-P049-01000-93AB-A OPTION 2 - Replacement of the Door Actuator as per AMM

To accomplish this Service Bulletin it is necessary to use the tools listed in:

Ref. MP A350-A-52-11-73-A6ZZZ-520Z-A

Ref. MP A350-A-52-11-73-A6ZZZ-720Z-A

Ref. MP A350-A-52-12-73-A6ZZZ-520Z-A

Ref. MP A350-A-52-12-73-A6ZZZ-720Z-A

Ref. MP A350-A-52-13-73-A6ZZZ-520Z-A

Ref. MP A350-A-52-13-73-A6ZZZ-720Z-A

CONF 008

Referenced tools for task set A350-A-52-XX-P049-01000-93AA-A OPTION 1 - Modification of the Door Actuator in accordance with VSB

To accomplish this Service Bulletin it is necessary to use the tools listed in:

Ref. MP A350-A-52-11-73-A6ZZZ-520Z-A

Ref. MP A350-A-52-11-73-A6ZZZ-720Z-A

Ref. MP A350-A-52-12-73-A6ZZZ-520Z-A

Ref. MP A350-A-52-12-73-A6ZZZ-720Z-A

Ref. MP A350-A-52-13-73-A6ZZZ-520Z-A

Ref. MP A350-A-52-13-73-A6ZZZ-720Z-A

Referenced tools for task set A350-A-52-XX-P049-01000-93AB-A OPTION 2 - Replacement of the Door Actuator as per AMM

To accomplish this Service Bulletin it is necessary to use the tools listed in:

Ref. MP A350-A-52-11-73-A6ZZZ-520Z-A

Ref. MP A350-A-52-11-73-A6ZZZ-720Z-A

Ref. MP A350-A-52-12-73-A6ZZZ-520Z-A

Ref. MP A350-A-52-12-73-A6ZZZ-720Z-A

Ref. MP A350-A-52-13-73-A6ZZZ-520Z-A

Ref. MP A350-A-52-13-73-A6ZZZ-720Z-A

CONF 009

Referenced tools for task set A350-A-52-XX-P049-01000-93AA-A OPTION 1 - Modification of the Door Actuator in accordance with VSB

To accomplish this Service Bulletin it is necessary to use the tools listed in:

Ref. MP A350-A-52-13-73-A6ZZZ-520Z-A

Ref. MP A350-A-52-13-73-A6ZZZ-720Z-A

Referenced tools for task set A350-A-52-XX-P049-01000-93AB-A OPTION 2 - Replacement of the Door Actuator as per AMM

To accomplish this Service Bulletin it is necessary to use the tools listed in:

Ref. MP A350-A-52-13-73-A6ZZZ-520Z-A

Ref. MP A350-A-52-13-73-A6ZZZ-720Z-A

CONF 010

Referenced tools for task set A350-A-52-XX-P049-01000-93AA-A OPTION 1 - Modification of the Door Actuator in accordance with VSB

To accomplish this Service Bulletin it is necessary to use the tools listed in:

Ref. MP A350-A-52-11-73-A6ZZZ-520Z-A

Ref. MP A350-A-52-11-73-A6ZZZ-720Z-A

Ref. MP A350-A-52-12-73-A6ZZZ-520Z-A

Ref. MP A350-A-52-12-73-A6ZZZ-720Z-A

Ref. MP A350-A-52-13-73-A6ZZZ-520Z-A

Ref. MP A350-A-52-13-73-A6ZZZ-720Z-A

Referenced tools for task set A350-A-52-XX-P049-01000-93AB-A OPTION 2 - Replacement of the Door Actuator as per AMM

To accomplish this Service Bulletin it is necessary to use the tools listed in:

Ref. MP A350-A-52-11-73-A6ZZZ-520Z-A

Ref. MP A350-A-52-11-73-A6ZZZ-720Z-A

Ref. MP A350-A-52-12-73-A6ZZZ-520Z-A

Ref. MP A350-A-52-12-73-A6ZZZ-720Z-A

Ref. MP A350-A-52-13-73-A6ZZZ-520Z-A

Ref. MP A350-A-52-13-73-A6ZZZ-720Z-A

CONF 011

Referenced tools for task set A350-A-52-XX-P049-01000-93AA-A OPTION 1 - Modification of the Door Actuator in accordance with VSB

To accomplish this Service Bulletin it is necessary to use the tools listed in:

Ref. MP A350-A-52-11-73-A6ZZZ-520Z-A

Ref. MP A350-A-52-11-73-A6ZZZ-720Z-A

Ref. MP A350-A-52-12-73-A6ZZZ-520Z-A

Ref. MP A350-A-52-12-73-A6ZZZ-720Z-A

Ref. MP A350-A-52-13-73-A6ZZZ-520Z-A

Ref. MP A350-A-52-13-73-A6ZZZ-720Z-A

Referenced tools for task set A350-A-52-XX-P049-01000-93AB-A OPTION 2 - Replacement of the Door Actuator as per AMM

To accomplish this Service Bulletin it is necessary to use the tools listed in:

Ref. MP A350-A-52-11-73-A6ZZZ-520Z-A

Ref. MP A350-A-52-11-73-A6ZZZ-720Z-A

Ref. MP A350-A-52-12-73-A6ZZZ-520Z-A

Ref. MP A350-A-52-12-73-A6ZZZ-720Z-A

Ref. MP A350-A-52-13-73-A6ZZZ-520Z-A

Ref. MP A350-A-52-13-73-A6ZZZ-720Z-A

CONF 012

Referenced tools for task set A350-A-52-XX-P049-01000-93AA-A OPTION 1 - Modification of the Door Actuator in accordance with VSB

To accomplish this Service Bulletin it is necessary to use the tools listed in:

Ref. MP A350-A-52-11-73-A6ZZZ-520Z-A

Ref. MP A350-A-52-11-73-A6ZZZ-720Z-A

Ref. MP A350-A-52-12-73-A6ZZZ-520Z-A

Ref. MP A350-A-52-12-73-A6ZZZ-720Z-A

Ref. MP A350-A-52-13-73-A6ZZZ-520Z-A

Ref. MP A350-A-52-13-73-A6ZZZ-720Z-A

Referenced tools for task set A350-A-52-XX-P049-01000-93AB-A OPTION 2 - Replacement of the Door Actuator as per AMM

To accomplish this Service Bulletin it is necessary to use the tools listed in:

Ref. MP A350-A-52-11-73-A6ZZZ-520Z-A

Ref. MP A350-A-52-11-73-A6ZZZ-720Z-A

Ref. MP A350-A-52-12-73-A6ZZZ-520Z-A

Ref. MP A350-A-52-12-73-A6ZZZ-720Z-A

Ref. MP A350-A-52-13-73-A6ZZZ-520Z-A

Ref. MP A350-A-52-13-73-A6ZZZ-720Z-A

CONF 013

Referenced tools for task set A350-A-52-XX-P049-01000-93AA-A OPTION 1 - Modification of the Door Actuator in accordance with VSB

To accomplish this Service Bulletin it is necessary to use the tools listed in:

Ref. MP A350-A-52-11-73-A6ZZZ-520Z-A

Ref. MP A350-A-52-11-73-A6ZZZ-720Z-A

Ref. MP A350-A-52-12-73-A6ZZZ-520Z-A

Ref. MP A350-A-52-12-73-A6ZZZ-720Z-A

Ref. MP A350-A-52-13-73-A6ZZZ-520Z-A

Ref. MP A350-A-52-13-73-A6ZZZ-720Z-A

Referenced tools for task set A350-A-52-XX-P049-01000-93AB-A OPTION 2 - Replacement of the Door Actuator as per AMM

To accomplish this Service Bulletin it is necessary to use the tools listed in:

Ref. MP A350-A-52-11-73-A6ZZZ-520Z-A

Ref. MP A350-A-52-11-73-A6ZZZ-720Z-A

Ref. MP A350-A-52-12-73-A6ZZZ-520Z-A

Ref. MP A350-A-52-12-73-A6ZZZ-720Z-A

Ref. MP A350-A-52-13-73-A6ZZZ-520Z-A

Ref. MP A350-A-52-13-73-A6ZZZ-720Z-A

CONF 014

Referenced tools for task set A350-A-52-XX-P049-01000-93AA-A OPTION 1 - Modification of the Door Actuator in accordance with VSB

To accomplish this Service Bulletin it is necessary to use the tools listed in:

Ref. MP A350-A-52-11-73-A6ZZZ-520Z-A

Ref. MP A350-A-52-11-73-A6ZZZ-720Z-A

Ref. MP A350-A-52-12-73-A6ZZZ-520Z-A

Ref. MP A350-A-52-12-73-A6ZZZ-720Z-A

Referenced tools for task set A350-A-52-XX-P049-01000-93AB-A OPTION 2 - Replacement of the Door Actuator as per AMM

To accomplish this Service Bulletin it is necessary to use the tools listed in:

Ref. MP A350-A-52-11-73-A6ZZZ-520Z-A

Ref. MP A350-A-52-11-73-A6ZZZ-720Z-A

Ref. MP A350-A-52-12-73-A6ZZZ-520Z-A

Ref. MP A350-A-52-12-73-A6ZZZ-720Z-A

CONF 015

Referenced tools for task set A350-A-52-XX-P049-01000-93AA-A OPTION 1 - Modification of the Door Actuator in accordance with VSB

To accomplish this Service Bulletin it is necessary to use the tools listed in:

Ref. MP A350-A-52-12-73-A6ZZZ-520Z-A

Ref. MP A350-A-52-12-73-A6ZZZ-720Z-A

Referenced tools for task set A350-A-52-XX-P049-01000-93AB-A OPTION 2 - Replacement of the Door Actuator as per AMM

To accomplish this Service Bulletin it is necessary to use the tools listed in:

Ref. MP A350-A-52-12-73-A6ZZZ-520Z-A

Ref. MP A350-A-52-12-73-A6ZZZ-720Z-A

CONF 016

Referenced tools for task set A350-A-52-XX-P049-01000-93AA-A OPTION 1 - Modification of the Door Actuator in accordance with VSB

To accomplish this Service Bulletin it is necessary to use the tools listed in:

Ref. MP A350-A-52-12-73-A6ZZZ-520Z-A

Ref. MP A350-A-52-12-73-A6ZZZ-720Z-A

Ref. MP A350-A-52-13-73-A6ZZZ-520Z-A

Ref. MP A350-A-52-13-73-A6ZZZ-720Z-A

Referenced tools for task set A350-A-52-XX-P049-01000-93AB-A OPTION 2 - Replacement of the Door Actuator as per AMM

To accomplish this Service Bulletin it is necessary to use the tools listed in:

Ref. MP A350-A-52-12-73-A6ZZZ-520Z-A

Ref. MP A350-A-52-12-73-A6ZZZ-720Z-A

Ref. MP A350-A-52-13-73-A6ZZZ-520Z-A

Ref. MP A350-A-52-13-73-A6ZZZ-720Z-A

CONF 017

Referenced tools for task set A350-A-52-XX-P049-01000-93AA-A OPTION 1 - Modification of the Door Actuator in accordance with VSB

To accomplish this Service Bulletin it is necessary to use the tools listed in:

Ref. MP A350-A-52-12-73-A6ZZZ-520Z-A

Ref. MP A350-A-52-12-73-A6ZZZ-720Z-A

Ref. MP A350-A-52-13-73-A6ZZZ-520Z-A

Ref. MP A350-A-52-13-73-A6ZZZ-720Z-A

Referenced tools for task set A350-A-52-XX-P049-01000-93AB-A OPTION 2 - Replacement of the Door Actuator as per AMM

To accomplish this Service Bulletin it is necessary to use the tools listed in:

Ref. MP A350-A-52-12-73-A6ZZZ-520Z-A

Ref. MP A350-A-52-12-73-A6ZZZ-720Z-A

Ref. MP A350-A-52-13-73-A6ZZZ-520Z-A

Ref. MP A350-A-52-13-73-A6ZZZ-720Z-A

CONF 018

Referenced tools for task set A350-A-52-XX-P049-01000-93AA-A OPTION 1 - Modification of the Door Actuator in accordance with VSB

To accomplish this Service Bulletin it is necessary to use the tools listed in:

Ref. MP A350-A-52-12-73-A6ZZZ-520Z-A

Ref. MP A350-A-52-12-73-A6ZZZ-720Z-A

Referenced tools for task set A350-A-52-XX-P049-01000-93AB-A OPTION 2 - Replacement of the Door Actuator as per AMM

To accomplish this Service Bulletin it is necessary to use the tools listed in:

Ref. MP A350-A-52-12-73-A6ZZZ-520Z-A

Ref. MP A350-A-52-12-73-A6ZZZ-720Z-A

CONF 019

Referenced tools for task set A350-A-52-XX-P049-01000-93AA-A OPTION 1 - Modification of the Door Actuator in accordance with VSB

To accomplish this Service Bulletin it is necessary to use the tools listed in:

Ref. MP A350-A-52-11-73-A6ZZZ-520Z-A

Ref. MP A350-A-52-11-73-A6ZZZ-720Z-A

Ref. MP A350-A-52-12-73-A6ZZZ-520Z-A

Ref. MP A350-A-52-12-73-A6ZZZ-720Z-A

Ref. MP A350-A-52-13-73-A6ZZZ-520Z-A

Ref. MP A350-A-52-13-73-A6ZZZ-720Z-A

Referenced tools for task set A350-A-52-XX-P049-01000-93AB-A OPTION 2 - Replacement of the Door Actuator as per AMM

To accomplish this Service Bulletin it is necessary to use the tools listed in:

Ref. MP A350-A-52-11-73-A6ZZZ-520Z-A

Ref. MP A350-A-52-11-73-A6ZZZ-720Z-A

Ref. MP A350-A-52-12-73-A6ZZZ-520Z-A

Ref. MP A350-A-52-12-73-A6ZZZ-720Z-A

Ref. MP A350-A-52-13-73-A6ZZZ-520Z-A

Ref. MP A350-A-52-13-73-A6ZZZ-720Z-A

CONF 020

Referenced tools for task set A350-A-52-XX-P049-01000-93AA-A OPTION 1 - Modification of the Door Actuator in accordance with VSB

To accomplish this Service Bulletin it is necessary to use the tools listed in:

Ref. MP A350-A-52-12-73-A6ZZZ-520Z-A

Ref. MP A350-A-52-12-73-A6ZZZ-720Z-A

Referenced tools for task set A350-A-52-XX-P049-01000-93AB-A OPTION 2 - Replacement of the Door Actuator as per AMM

To accomplish this Service Bulletin it is necessary to use the tools listed in:

Ref. MP A350-A-52-12-73-A6ZZZ-520Z-A

Ref. MP A350-A-52-12-73-A6ZZZ-720Z-A

CONF 021

Referenced tools for task set A350-A-52-XX-P049-01000-93AA-A OPTION 1 - Modification of the Door Actuator in accordance with VSB

To accomplish this Service Bulletin it is necessary to use the tools listed in:

Ref. MP A350-A-52-11-73-A6ZZZ-520Z-A

Ref. MP A350-A-52-11-73-A6ZZZ-720Z-A

Ref. MP A350-A-52-12-73-A6ZZZ-520Z-A

Ref. MP A350-A-52-12-73-A6ZZZ-720Z-A

Referenced tools for task set A350-A-52-XX-P049-01000-93AB-A OPTION 2 - Replacement of the Door Actuator as per AMM

To accomplish this Service Bulletin it is necessary to use the tools listed in:

Ref. MP A350-A-52-11-73-A6ZZZ-520Z-A

Ref. MP A350-A-52-11-73-A6ZZZ-720Z-A

Ref. MP A350-A-52-12-73-A6ZZZ-520Z-A

Ref. MP A350-A-52-12-73-A6ZZZ-720Z-A

CONF 022

Referenced tools for task set A350-A-52-XX-P049-01000-93AA-A OPTION 1 - Modification of the Door Actuator in accordance with VSB

To accomplish this Service Bulletin it is necessary to use the tools listed in:

Ref. MP A350-A-52-12-73-A6ZZZ-520Z-A

Ref. MP A350-A-52-12-73-A6ZZZ-720Z-A

Referenced tools for task set A350-A-52-XX-P049-01000-93AB-A OPTION 2 - Replacement of the Door Actuator as per AMM

To accomplish this Service Bulletin it is necessary to use the tools listed in:

Ref. MP A350-A-52-12-73-A6ZZZ-520Z-A

Ref. MP A350-A-52-12-73-A6ZZZ-720Z-A

CONF 023

Referenced tools for task set A350-A-52-XX-P049-01000-93AA-A OPTION 1 - Modification of the Door Actuator in accordance with VSB

To accomplish this Service Bulletin it is necessary to use the tools listed in:

Ref. MP A350-A-52-12-73-A6ZZZ-520Z-A

Ref. MP A350-A-52-12-73-A6ZZZ-720Z-A

Referenced tools for task set A350-A-52-XX-P049-01000-93AB-A OPTION 2 - Replacement of the Door Actuator as per AMM

To accomplish this Service Bulletin it is necessary to use the tools listed in:

Ref. MP A350-A-52-12-73-A6ZZZ-520Z-A

Ref. MP A350-A-52-12-73-A6ZZZ-720Z-A

CONF 024

Referenced tools for task set A350-A-52-XX-P049-01000-93AA-A OPTION 1 - Modification of the Door Actuator in accordance with VSB

To accomplish this Service Bulletin it is necessary to use the tools listed in:

Ref. MP A350-A-52-11-73-A6ZZZ-520Z-A

Ref. MP A350-A-52-11-73-A6ZZZ-720Z-A

Ref. MP A350-A-52-12-73-A6ZZZ-520Z-A

Ref. MP A350-A-52-12-73-A6ZZZ-720Z-A

Referenced tools for task set A350-A-52-XX-P049-01000-93AB-A OPTION 2 - Replacement of the Door Actuator as per AMM

To accomplish this Service Bulletin it is necessary to use the tools listed in:

Ref. MP A350-A-52-11-73-A6ZZZ-520Z-A

Ref. MP A350-A-52-11-73-A6ZZZ-720Z-A

Ref. MP A350-A-52-12-73-A6ZZZ-520Z-A

Ref. MP A350-A-52-12-73-A6ZZZ-720Z-A

CONF 025

Referenced tools for task set A350-A-52-XX-P049-01000-93AA-A OPTION 1 - Modification of the Door Actuator in accordance with VSB

To accomplish this Service Bulletin it is necessary to use the tools listed in:

Ref. MP A350-A-52-11-73-A6ZZZ-520Z-A

Ref. MP A350-A-52-11-73-A6ZZZ-720Z-A

Ref. MP A350-A-52-12-73-A6ZZZ-520Z-A

Ref. MP A350-A-52-12-73-A6ZZZ-720Z-A

Ref. MP A350-A-52-13-73-A6ZZZ-520Z-A

Ref. MP A350-A-52-13-73-A6ZZZ-720Z-A

Referenced tools for task set A350-A-52-XX-P049-01000-93AB-A OPTION 2 - Replacement of the Door Actuator as per AMM

To accomplish this Service Bulletin it is necessary to use the tools listed in:

Ref. MP A350-A-52-11-73-A6ZZZ-520Z-A

Ref. MP A350-A-52-11-73-A6ZZZ-720Z-A

Ref. MP A350-A-52-12-73-A6ZZZ-520Z-A

Ref. MP A350-A-52-12-73-A6ZZZ-720Z-A

Ref. MP A350-A-52-13-73-A6ZZZ-520Z-A

Ref. MP A350-A-52-13-73-A6ZZZ-720Z-A

CONF 026

Referenced tools for task set A350-A-52-XX-P049-01000-93AA-A OPTION 1 - Modification of the Door Actuator in accordance with VSB

To accomplish this Service Bulletin it is necessary to use the tools listed in:

Ref. MP A350-A-52-11-73-A6ZZZ-520Z-A

Ref. MP A350-A-52-11-73-A6ZZZ-720Z-A

Ref. MP A350-A-52-12-73-A6ZZZ-520Z-A

Ref. MP A350-A-52-12-73-A6ZZZ-720Z-A

Ref. MP A350-A-52-13-73-A6ZZZ-520Z-A

Ref. MP A350-A-52-13-73-A6ZZZ-720Z-A

Referenced tools for task set A350-A-52-XX-P049-01000-93AB-A OPTION 2 - Replacement of the Door Actuator as per AMM

To accomplish this Service Bulletin it is necessary to use the tools listed in:

Ref. MP A350-A-52-11-73-A6ZZZ-520Z-A

Ref. MP A350-A-52-11-73-A6ZZZ-720Z-A

Ref. MP A350-A-52-12-73-A6ZZZ-520Z-A

Ref. MP A350-A-52-12-73-A6ZZZ-720Z-A

Ref. MP A350-A-52-13-73-A6ZZZ-520Z-A

Ref. MP A350-A-52-13-73-A6ZZZ-720Z-A

CONF ALL

C. CONSUMABLES

CONF 001

Consumables for task set A350-A-52-XX-P049-01000-93AA-A OPTION 1 - Modification of the Door Actuator in accordance with VSB

ITEM	REFERENCE CML	DESCRIPTION	DRAWING	SEE NOTES
	04SBA3	Varnish Polyurethane - Low VOC - External Structure		
	05EJL9	Epoxy Adhesive - Metal to metal - Legacy		
	08BAA9	Non Aqueous Cleaner - General		
	14SBA1	Textile - Lint free Cotton		

Consumables for task set A350-A-52-XX-P049-01000-93AB-A OPTION 2 - Replacement of the Door Actuator as per AMM

ITEM	REFERENCE CML	DESCRIPTION	DRAWING	SEE NOTES
	04SBA3	Varnish Polyurethane - Low VOC - External Structure		
	05EJL9	Epoxy Adhesive - Metal to metal - Legacy		
	08BAA9	Non Aqueous Cleaner - General		
	14SBA1	Textile - Lint free Cotton		

CONF 002

Consumables for task set A350-A-52-XX-P049-01000-93AA-A OPTION 1 - Modification of the Door Actuator in accordance with VSB

ITEM	REFERENCE CML	DESCRIPTION	DRAWING	SEE NOTES
	04SBA3	Varnish Polyurethane - Low VOC - External Structure		
	05EJL9	Epoxy Adhesive - Metal to metal - Legacy		
	08BAA9	Non Aqueous Cleaner - General		
	14SBA1	Textile - Lint free Cotton		

Consumables for task set A350-A-52-XX-P049-01000-93AB-A OPTION 2 - Replacement of the Door Actuator as per AMM

ITEM	REFERENCE CML	DESCRIPTION	DRAWING	SEE NOTES
	04SBA3	Varnish Polyurethane - Low VOC - External Structure		
	05EJL9	Epoxy Adhesive - Metal to metal - Legacy		
	08BAA9	Non Aqueous Cleaner - General		
	14SBA1	Textile - Lint free Cotton		

CONF 003

Consumables for task set A350-A-52-XX-P049-01000-93AA-A OPTION 1 - Modification of the Door Actuator in accordance with VSB

ITEM	REFERENCE CML	DESCRIPTION	DRAWING	SEE NOTES
	04SBA3	Varnish Polyurethane - Low VOC - External Structure		
	05EJL9	Epoxy Adhesive - Metal to metal - Legacy		
	08BAA9	Non Aqueous Cleaner - General		
	14SBA1	Textile - Lint free Cotton		

Consumables for task set A350-A-52-XX-P049-01000-93AB-A OPTION 2 - Replacement of the Door Actuator as per AMM

ITEM	REFERENCE CML	DESCRIPTION	DRAWING	SEE NOTES
	04SBA3	Varnish Polyurethane - Low VOC - External Structure		
	05EJL9	Epoxy Adhesive - Metal to metal - Legacy		
	08BAA9	Non Aqueous Cleaner - General		
	14SBA1	Textile - Lint free Cotton		

CONF 004

Consumables for task set A350-A-52-XX-P049-01000-93AA-A OPTION 1 - Modification of the Door Actuator in accordance with VSB

ITEM	REFERENCE CML	DESCRIPTION	DRAWING	SEE NOTES
	04SBA3	Varnish Polyurethane - Low VOC - External Structure		
	05EJL9	Epoxy Adhesive - Metal to metal - Legacy		
	08BAA9	Non Aqueous Cleaner - General		
	14SBA1	Textile - Lint free Cotton		

Consumables for task set A350-A-52-XX-P049-01000-93AB-A OPTION 2 - Replacement of the Door Actuator as per AMM

ITEM	REFERENCE CML	DESCRIPTION	DRAWING	SEE NOTES
	04SBA3	Varnish Polyurethane - Low VOC - External Structure		
	05EJL9	Epoxy Adhesive - Metal to metal - Legacy		
	08BAA9	Non Aqueous Cleaner - General		
	14SBA1	Textile - Lint free Cotton		

CONF 005

Consumables for task set A350-A-52-XX-P049-01000-93AA-A OPTION 1 - Modification of the Door Actuator in accordance with VSB

ITEM	REFERENCE CML	DESCRIPTION	DRAWING	SEE NOTES
	04SBA3	Varnish Polyurethane - Low VOC - External Structure		
	05EJL9	Epoxy Adhesive - Metal to metal - Legacy		
	08BAA9	Non Aqueous Cleaner - General		
	14SBA1	Textile - Lint free Cotton		

Consumables for task set A350-A-52-XX-P049-01000-93AB-A OPTION 2 - Replacement of the Door Actuator as per AMM

ITEM	REFERENCE CML	DESCRIPTION	DRAWING	SEE NOTES
	04SBA3	Varnish Polyurethane - Low VOC - External Structure		
	05EJL9	Epoxy Adhesive - Metal to metal - Legacy		
	08BAA9	Non Aqueous Cleaner - General		
	14SBA1	Textile - Lint free Cotton		

CONF 006

Consumables for task set A350-A-52-XX-P049-01000-93AA-A OPTION 1 - Modification of the Door Actuator in accordance with VSB

ITEM	REFERENCE CML	DESCRIPTION	DRAWING	SEE NOTES
	04SBA3	Varnish Polyurethane - Low VOC - External Structure		
	05EJL9	Epoxy Adhesive - Metal to metal - Legacy		
	08BAA9	Non Aqueous Cleaner - General		
	14SBA1	Textile - Lint free Cotton		

Consumables for task set A350-A-52-XX-P049-01000-93AB-A OPTION 2 - Replacement of the Door Actuator as per AMM

ITEM	REFERENCE CML	DESCRIPTION	DRAWING	SEE NOTES
	04SBA3	Varnish Polyurethane - Low VOC - External Structure		
	05EJL9	Epoxy Adhesive - Metal to metal - Legacy		
	08BAA9	Non Aqueous Cleaner - General		
	14SBA1	Textile - Lint free Cotton		

CONF 007

Consumables for task set A350-A-52-XX-P049-01000-93AA-A OPTION 1 - Modification of the Door Actuator in accordance with VSB

ITEM	REFERENCE CML	DESCRIPTION	DRAWING	SEE NOTES
	04SBA3	Varnish Polyurethane - Low VOC - External Structure		
	05EJL9	Epoxy Adhesive - Metal to metal - Legacy		
	08BAA9	Non Aqueous Cleaner - General		
	14SBA1	Textile - Lint free Cotton		

Consumables for task set A350-A-52-XX-P049-01000-93AB-A OPTION 2 - Replacement of the Door Actuator as per AMM

ITEM	REFERENCE CML	DESCRIPTION	DRAWING	SEE NOTES
	04SBA3	Varnish Polyurethane - Low VOC - External Structure		
	05EJL9	Epoxy Adhesive - Metal to metal - Legacy		
	08BAA9	Non Aqueous Cleaner - General		
	14SBA1	Textile - Lint free Cotton		

CONF 008

Consumables for task set A350-A-52-XX-P049-01000-93AA-A OPTION 1 - Modification of the Door Actuator in accordance with VSB

ITEM	REFERENCE CML	DESCRIPTION	DRAWING	SEE NOTES
	04SBA3	Varnish Polyurethane - Low VOC - External Structure		
	05EJL9	Epoxy Adhesive - Metal to metal - Legacy		
	08BAA9	Non Aqueous Cleaner - General		
	14SBA1	Textile - Lint free Cotton		

Consumables for task set A350-A-52-XX-P049-01000-93AB-A OPTION 2 - Replacement of the Door Actuator as per AMM

ITEM	REFERENCE CML	DESCRIPTION	DRAWING	SEE NOTES
	04SBA3	Varnish Polyurethane - Low VOC - External Structure		
	05EJL9	Epoxy Adhesive - Metal to metal - Legacy		
	08BAA9	Non Aqueous Cleaner - General		
	14SBA1	Textile - Lint free Cotton		

CONF 009

Consumables for task set A350-A-52-XX-P049-01000-93AA-A OPTION 1 - Modification of the Door Actuator in accordance with VSB

ITEM	REFERENCE CML	DESCRIPTION	DRAWING	SEE NOTES
	04SBA3	Varnish Polyurethane - Low VOC - External Structure		
	05EJL9	Epoxy Adhesive - Metal to metal - Legacy		
	08BAA9	Non Aqueous Cleaner - General		
	14SBA1	Textile - Lint free Cotton		

Consumables for task set A350-A-52-XX-P049-01000-93AB-A OPTION 2 - Replacement of the Door Actuator as per AMM

ITEM	REFERENCE CML	DESCRIPTION	DRAWING	SEE NOTES
	04SBA3	Varnish Polyurethane - Low VOC - External Structure		
	05EJL9	Epoxy Adhesive - Metal to metal - Legacy		
	08BAA9	Non Aqueous Cleaner - General		
	14SBA1	Textile - Lint free Cotton		

CONF 010

Consumables for task set A350-A-52-XX-P049-01000-93AA-A OPTION 1 - Modification of the Door Actuator in accordance with VSB

ITEM	REFERENCE CML	DESCRIPTION	DRAWING	SEE NOTES
	04SBA3	Varnish Polyurethane - Low VOC - External Structure		
	05EJL9	Epoxy Adhesive - Metal to metal - Legacy		
	08BAA9	Non Aqueous Cleaner - General		
	14SBA1	Textile - Lint free Cotton		

Consumables for task set A350-A-52-XX-P049-01000-93AB-A OPTION 2 - Replacement of the Door Actuator as per AMM

ITEM	REFERENCE CML	DESCRIPTION	DRAWING	SEE NOTES
	04SBA3	Varnish Polyurethane - Low VOC - External Structure		
	05EJL9	Epoxy Adhesive - Metal to metal - Legacy		
	08BAA9	Non Aqueous Cleaner - General		
	14SBA1	Textile - Lint free Cotton		

CONF 011

Consumables for task set A350-A-52-XX-P049-01000-93AA-A OPTION 1 - Modification of the Door Actuator in accordance with VSB

ITEM	REFERENCE CML	DESCRIPTION	DRAWING	SEE NOTES
	04SBA3	Varnish Polyurethane - Low VOC - External Structure		
	05EJL9	Epoxy Adhesive - Metal to metal - Legacy		
	08BAA9	Non Aqueous Cleaner - General		
	14SBA1	Textile - Lint free Cotton		

Consumables for task set A350-A-52-XX-P049-01000-93AB-A OPTION 2 - Replacement of the Door Actuator as per AMM

ITEM	REFERENCE CML	DESCRIPTION	DRAWING	SEE NOTES
	04SBA3	Varnish Polyurethane - Low VOC - External Structure		
	05EJL9	Epoxy Adhesive - Metal to metal - Legacy		
	08BAA9	Non Aqueous Cleaner - General		
	14SBA1	Textile - Lint free Cotton		

CONF 012

Consumables for task set A350-A-52-XX-P049-01000-93AA-A OPTION 1 - Modification of the Door Actuator in accordance with VSB

ITEM	REFERENCE CML	DESCRIPTION	DRAWING	SEE NOTES
	04SBA3	Varnish Polyurethane - Low VOC - External Structure		
	05EJL9	Epoxy Adhesive - Metal to metal - Legacy		
	08BAA9	Non Aqueous Cleaner - General		
	14SBA1	Textile - Lint free Cotton		

Consumables for task set A350-A-52-XX-P049-01000-93AB-A OPTION 2 - Replacement of the Door Actuator as per AMM

ITEM	REFERENCE CML	DESCRIPTION	DRAWING	SEE NOTES
	04SBA3	Varnish Polyurethane - Low VOC - External Structure		
	05EJL9	Epoxy Adhesive - Metal to metal - Legacy		
	08BAA9	Non Aqueous Cleaner - General		
	14SBA1	Textile - Lint free Cotton		

CONF 013

Consumables for task set A350-A-52-XX-P049-01000-93AA-A OPTION 1 - Modification of the Door Actuator in accordance with VSB

ITEM	REFERENCE CML	DESCRIPTION	DRAWING	SEE NOTES
	04SBA3	Varnish Polyurethane - Low VOC - External Structure		
	05EJL9	Epoxy Adhesive - Metal to metal - Legacy		
	08BAA9	Non Aqueous Cleaner - General		
	14SBA1	Textile - Lint free Cotton		

Consumables for task set A350-A-52-XX-P049-01000-93AB-A OPTION 2 - Replacement of the Door Actuator as per AMM

ITEM	REFERENCE CML	DESCRIPTION	DRAWING	SEE NOTES
	04SBA3	Varnish Polyurethane - Low VOC - External Structure		
	05EJL9	Epoxy Adhesive - Metal to metal - Legacy		
	08BAA9	Non Aqueous Cleaner - General		
	14SBA1	Textile - Lint free Cotton		

CONF 014

Consumables for task set A350-A-52-XX-P049-01000-93AA-A OPTION 1 - Modification of the Door Actuator in accordance with VSB

ITEM	REFERENCE CML	DESCRIPTION	DRAWING	SEE NOTES
	04SBA3	Varnish Polyurethane - Low VOC - External Structure		
	05EJL9	Epoxy Adhesive - Metal to metal - Legacy		
	08BAA9	Non Aqueous Cleaner - General		
	14SBA1	Textile - Lint free Cotton		

Consumables for task set A350-A-52-XX-P049-01000-93AB-A OPTION 2 - Replacement of the Door Actuator as per AMM

ITEM	REFERENCE CML	DESCRIPTION	DRAWING	SEE NOTES
	04SBA3	Varnish Polyurethane - Low VOC - External Structure		
	05EJL9	Epoxy Adhesive - Metal to metal - Legacy		
	08BAA9	Non Aqueous Cleaner - General		
	14SBA1	Textile - Lint free Cotton		

CONF 015

Consumables for task set A350-A-52-XX-P049-01000-93AA-A OPTION 1 - Modification of the Door Actuator in accordance with VSB

ITEM	REFERENCE CML	DESCRIPTION	DRAWING	SEE NOTES
	04SBA3	Varnish Polyurethane - Low VOC - External Structure		
	05EJL9	Epoxy Adhesive - Metal to metal - Legacy		
	08BAA9	Non Aqueous Cleaner - General		
	14SBA1	Textile - Lint free Cotton		

Consumables for task set A350-A-52-XX-P049-01000-93AB-A OPTION 2 - Replacement of the Door Actuator as per AMM

ITEM	REFERENCE CML	DESCRIPTION	DRAWING	SEE NOTES
	04SBA3	Varnish Polyurethane - Low VOC - External Structure		
	05EJL9	Epoxy Adhesive - Metal to metal - Legacy		
	08BAA9	Non Aqueous Cleaner - General		
	14SBA1	Textile - Lint free Cotton		

CONF 016

Consumables for task set A350-A-52-XX-P049-01000-93AA-A OPTION 1 - Modification of the Door Actuator in accordance with VSB

ITEM	REFERENCE CML	DESCRIPTION	DRAWING	SEE NOTES
	04SBA3	Varnish Polyurethane - Low VOC - External Structure		
	05EJL9	Epoxy Adhesive - Metal to metal - Legacy		
	08BAA9	Non Aqueous Cleaner - General		
	14SBA1	Textile - Lint free Cotton		

Consumables for task set A350-A-52-XX-P049-01000-93AB-A OPTION 2 - Replacement of the Door Actuator as per AMM

ITEM	REFERENCE CML	DESCRIPTION	DRAWING	SEE NOTES
	04SBA3	Varnish Polyurethane - Low VOC - External Structure		
	05EJL9	Epoxy Adhesive - Metal to metal - Legacy		
	08BAA9	Non Aqueous Cleaner - General		
	14SBA1	Textile - Lint free Cotton		

CONF 017

Consumables for task set A350-A-52-XX-P049-01000-93AA-A OPTION 1 - Modification of the Door Actuator in accordance with VSB

ITEM	REFERENCE CML	DESCRIPTION	DRAWING	SEE NOTES
	04SBA3	Varnish Polyurethane - Low VOC - External Structure		
	05EJL9	Epoxy Adhesive - Metal to metal - Legacy		
	08BAA9	Non Aqueous Cleaner - General		
	14SBA1	Textile - Lint free Cotton		

Consumables for task set A350-A-52-XX-P049-01000-93AB-A OPTION 2 - Replacement of the Door Actuator as per AMM

ITEM	REFERENCE CML	DESCRIPTION	DRAWING	SEE NOTES
	04SBA3	Varnish Polyurethane - Low VOC - External Structure		
	05EJL9	Epoxy Adhesive - Metal to metal - Legacy		
	08BAA9	Non Aqueous Cleaner - General		
	14SBA1	Textile - Lint free Cotton		

CONF 018

Consumables for task set A350-A-52-XX-P049-01000-93AA-A OPTION 1 - Modification of the Door Actuator in accordance with VSB

ITEM	REFERENCE CML	DESCRIPTION	DRAWING	SEE NOTES
	04SBA3	Varnish Polyurethane - Low VOC - External Structure		
	05EJL9	Epoxy Adhesive - Metal to metal - Legacy		
	08BAA9	Non Aqueous Cleaner - General		
	14SBA1	Textile - Lint free Cotton		

Consumables for task set A350-A-52-XX-P049-01000-93AB-A OPTION 2 - Replacement of the Door Actuator as per AMM

ITEM	REFERENCE CML	DESCRIPTION	DRAWING	SEE NOTES
	04SBA3	Varnish Polyurethane - Low VOC - External Structure		
	05EJL9	Epoxy Adhesive - Metal to metal - Legacy		
	08BAA9	Non Aqueous Cleaner - General		
	14SBA1	Textile - Lint free Cotton		

CONF 019

Consumables for task set A350-A-52-XX-P049-01000-93AA-A OPTION 1 - Modification of the Door Actuator in accordance with VSB

ITEM	REFERENCE CML	DESCRIPTION	DRAWING	SEE NOTES
	04SBA3	Varnish Polyurethane - Low VOC - External Structure		
	05EJL9	Epoxy Adhesive - Metal to metal - Legacy		
	08BAA9	Non Aqueous Cleaner - General		
	14SBA1	Textile - Lint free Cotton		

Consumables for task set A350-A-52-XX-P049-01000-93AB-A OPTION 2 - Replacement of the Door Actuator as per AMM

ITEM	REFERENCE CML	DESCRIPTION	DRAWING	SEE NOTES
	04SBA3	Varnish Polyurethane - Low VOC - External Structure		
	05EJL9	Epoxy Adhesive - Metal to metal - Legacy		
	08BAA9	Non Aqueous Cleaner - General		
	14SBA1	Textile - Lint free Cotton		

CONF 020

Consumables for task set A350-A-52-XX-P049-01000-93AA-A OPTION 1 - Modification of the Door Actuator in accordance with VSB

ITEM	REFERENCE CML	DESCRIPTION	DRAWING	SEE NOTES
	04SBA3	Varnish Polyurethane - Low VOC - External Structure		
	05EJL9	Epoxy Adhesive - Metal to metal - Legacy		
	08BAA9	Non Aqueous Cleaner - General		
	14SBA1	Textile - Lint free Cotton		

Consumables for task set A350-A-52-XX-P049-01000-93AB-A OPTION 2 - Replacement of the Door Actuator as per AMM

ITEM	REFERENCE CML	DESCRIPTION	DRAWING	SEE NOTES
	04SBA3	Varnish Polyurethane - Low VOC - External Structure		
	05EJL9	Epoxy Adhesive - Metal to metal - Legacy		
	08BAA9	Non Aqueous Cleaner - General		
	14SBA1	Textile - Lint free Cotton		

CONF 021

Consumables for task set A350-A-52-XX-P049-01000-93AA-A OPTION 1 - Modification of the Door Actuator in accordance with VSB

ITEM	REFERENCE CML	DESCRIPTION	DRAWING	SEE NOTES
	04SBA3	Varnish Polyurethane - Low VOC - External Structure		
	05EJL9	Epoxy Adhesive - Metal to metal - Legacy		
	08BAA9	Non Aqueous Cleaner - General		
	14SBA1	Textile - Lint free Cotton		

Consumables for task set A350-A-52-XX-P049-01000-93AB-A OPTION 2 - Replacement of the Door Actuator as per AMM

ITEM	REFERENCE CML	DESCRIPTION	DRAWING	SEE NOTES
	04SBA3	Varnish Polyurethane - Low VOC - External Structure		
	05EJL9	Epoxy Adhesive - Metal to metal - Legacy		
	08BAA9	Non Aqueous Cleaner - General		
	14SBA1	Textile - Lint free Cotton		

CONF 022

Consumables for task set A350-A-52-XX-P049-01000-93AA-A OPTION 1 - Modification of the Door Actuator in accordance with VSB

ITEM	REFERENCE CML	DESCRIPTION	DRAWING	SEE NOTES
	04SBA3	Varnish Polyurethane - Low VOC - External Structure		
	05EJL9	Epoxy Adhesive - Metal to metal - Legacy		
	08BAA9	Non Aqueous Cleaner - General		
	14SBA1	Textile - Lint free Cotton		

Consumables for task set A350-A-52-XX-P049-01000-93AB-A OPTION 2 - Replacement of the Door Actuator as per AMM

ITEM	REFERENCE CML	DESCRIPTION	DRAWING	SEE NOTES
	04SBA3	Varnish Polyurethane - Low VOC - External Structure		
	05EJL9	Epoxy Adhesive - Metal to metal - Legacy		
	08BAA9	Non Aqueous Cleaner - General		
	14SBA1	Textile - Lint free Cotton		

CONF 023

Consumables for task set A350-A-52-XX-P049-01000-93AA-A OPTION 1 - Modification of the Door Actuator in accordance with VSB

ITEM	REFERENCE CML	DESCRIPTION	DRAWING	SEE NOTES
	04SBA3	Varnish Polyurethane - Low VOC - External Structure		
	05EJL9	Epoxy Adhesive - Metal to metal - Legacy		
	08BAA9	Non Aqueous Cleaner - General		
	14SBA1	Textile - Lint free Cotton		

Consumables for task set A350-A-52-XX-P049-01000-93AB-A OPTION 2 - Replacement of the Door Actuator as per AMM

ITEM	REFERENCE CML	DESCRIPTION	DRAWING	SEE NOTES
	04SBA3	Varnish Polyurethane - Low VOC - External Structure		
	05EJL9	Epoxy Adhesive - Metal to metal - Legacy		
	08BAA9	Non Aqueous Cleaner - General		
	14SBA1	Textile - Lint free Cotton		

CONF 024

Consumables for task set A350-A-52-XX-P049-01000-93AA-A OPTION 1 - Modification of the Door Actuator in accordance with VSB

ITEM	REFERENCE CML	DESCRIPTION	DRAWING	SEE NOTES
	04SBA3	Varnish Polyurethane - Low VOC - External Structure		
	05EJL9	Epoxy Adhesive - Metal to metal - Legacy		
	08BAA9	Non Aqueous Cleaner - General		
	14SBA1	Textile - Lint free Cotton		

Consumables for task set A350-A-52-XX-P049-01000-93AB-A OPTION 2 - Replacement of the Door Actuator as per AMM

ITEM	REFERENCE CML	DESCRIPTION	DRAWING	SEE NOTES
	04SBA3	Varnish Polyurethane - Low VOC - External Structure		
	05EJL9	Epoxy Adhesive - Metal to metal - Legacy		
	08BAA9	Non Aqueous Cleaner - General		
	14SBA1	Textile - Lint free Cotton		

CONF 025

Consumables for task set A350-A-52-XX-P049-01000-93AA-A OPTION 1 - Modification of the Door Actuator in accordance with VSB

ITEM	REFERENCE CML	DESCRIPTION	DRAWING	SEE NOTES
	04SBA3	Varnish Polyurethane - Low VOC - External Structure		
	05EJL9	Epoxy Adhesive - Metal to metal - Legacy		
	08BAA9	Non Aqueous Cleaner - General		
	14SBA1	Textile - Lint free Cotton		

Consumables for task set A350-A-52-XX-P049-01000-93AB-A OPTION 2 - Replacement of the Door Actuator as per AMM

ITEM	REFERENCE CML	DESCRIPTION	DRAWING	SEE NOTES
	04SBA3	Varnish Polyurethane - Low VOC - External Structure		
	05EJL9	Epoxy Adhesive - Metal to metal - Legacy		
	08BAA9	Non Aqueous Cleaner - General		
	14SBA1	Textile - Lint free Cotton		

CONF 026

Consumables for task set A350-A-52-XX-P049-01000-93AA-A OPTION 1 - Modification of the Door Actuator in accordance with VSB

ITEM	REFERENCE CML	DESCRIPTION	DRAWING	SEE NOTES
	04SBA3	Varnish Polyurethane - Low VOC - External Structure		
	05EJL9	Epoxy Adhesive - Metal to metal - Legacy		
	08BAA9	Non Aqueous Cleaner - General		
	14SBA1	Textile - Lint free Cotton		

Consumables for task set A350-A-52-XX-P049-01000-93AB-A OPTION 2 - Replacement of the Door Actuator as per AMM

ITEM	REFERENCE CML	DESCRIPTION	DRAWING	SEE NOTES
	04SBA3	Varnish Polyurethane - Low VOC - External Structure		
	05EJL9	Epoxy Adhesive - Metal to metal - Legacy		
	08BAA9	Non Aqueous Cleaner - General		
	14SBA1	Textile - Lint free Cotton		

CONF 001

Referenced consumables for task set A350-A-52-XX-P049-01000-93AA-A OPTION 1 - Modification of the Door Actuator in accordance with VSB

To accomplish this Service Bulletin it is necessary to use the consumable materials listed in:

Ref. MP A350-A-52-11-73-A6ZZZ-720Z-A

Ref. MP A350-A-52-12-73-A6ZZZ-720Z-A

Ref. MP A350-A-52-13-73-A6ZZZ-720Z-A

Referenced consumables for task set A350-A-52-XX-P049-01000-93AB-A OPTION 2 - Replacement of the Door Actuator as per AMM

To accomplish this Service Bulletin it is necessary to use the consumable materials listed in:

Ref. MP A350-A-52-11-73-A6ZZZ-720Z-A

Ref. MP A350-A-52-12-73-A6ZZZ-720Z-A

Ref. MP A350-A-52-13-73-A6ZZZ-720Z-A

CONF 002

Referenced consumables for task set A350-A-52-XX-P049-01000-93AA-A OPTION 1 - Modification of the Door Actuator in accordance with VSB

To accomplish this Service Bulletin it is necessary to use the consumable materials listed in:

Ref. MP A350-A-52-11-73-A6ZZZ-720Z-A

Ref. MP A350-A-52-12-73-A6ZZZ-720Z-A

Ref. MP A350-A-52-13-73-A6ZZZ-720Z-A

Referenced consumables for task set A350-A-52-XX-P049-01000-93AB-A OPTION 2 - Replacement of the Door Actuator as per AMM

To accomplish this Service Bulletin it is necessary to use the consumable materials listed in:

Ref. MP A350-A-52-11-73-A6ZZZ-720Z-A

Ref. MP A350-A-52-12-73-A6ZZZ-720Z-A

Ref. MP A350-A-52-13-73-A6ZZZ-720Z-A

CONF 003

Referenced consumables for task set A350-A-52-XX-P049-01000-93AA-A OPTION 1 - Modification of the Door Actuator in accordance with VSB

To accomplish this Service Bulletin it is necessary to use the consumable materials listed in:

Ref. MP A350-A-52-11-73-A6ZZZ-720Z-A

Ref. MP A350-A-52-12-73-A6ZZZ-720Z-A

Referenced consumables for task set A350-A-52-XX-P049-01000-93AB-A OPTION 2 - Replacement of the Door Actuator as per AMM

To accomplish this Service Bulletin it is necessary to use the consumable materials listed in:

Ref. MP A350-A-52-11-73-A6ZZZ-720Z-A

Ref. MP A350-A-52-12-73-A6ZZZ-720Z-A

CONF 004

Referenced consumables for task set A350-A-52-XX-P049-01000-93AA-A OPTION 1 - Modification of the Door Actuator in accordance with VSB

To accomplish this Service Bulletin it is necessary to use the consumable materials listed in:

Ref. MP A350-A-52-12-73-A6ZZZ-720Z-A

Ref. MP A350-A-52-13-73-A6ZZZ-720Z-A

Referenced consumables for task set A350-A-52-XX-P049-01000-93AB-A OPTION 2 - Replacement of the Door Actuator as per AMM

To accomplish this Service Bulletin it is necessary to use the consumable materials listed in:

Ref. MP A350-A-52-12-73-A6ZZZ-720Z-A

Ref. MP A350-A-52-13-73-A6ZZZ-720Z-A

CONF 005

Referenced consumables for task set A350-A-52-XX-P049-01000-93AA-A OPTION 1 - Modification of the Door Actuator in accordance with VSB

To accomplish this Service Bulletin it is necessary to use the consumable materials listed in:

Ref. MP A350-A-52-11-73-A6ZZZ-720Z-A

Ref. MP A350-A-52-12-73-A6ZZZ-720Z-A

Ref. MP A350-A-52-13-73-A6ZZZ-720Z-A

Referenced consumables for task set A350-A-52-XX-P049-01000-93AB-A OPTION 2 - Replacement of the Door Actuator as per AMM

To accomplish this Service Bulletin it is necessary to use the consumable materials listed in:

Ref. MP A350-A-52-11-73-A6ZZZ-720Z-A

Ref. MP A350-A-52-12-73-A6ZZZ-720Z-A

Ref. MP A350-A-52-13-73-A6ZZZ-720Z-A

CONF 006

Referenced consumables for task set A350-A-52-XX-P049-01000-93AA-A OPTION 1 - Modification of the Door Actuator in accordance with VSB

To accomplish this Service Bulletin it is necessary to use the consumable materials listed in:

Ref. MP A350-A-52-11-73-A6ZZZ-720Z-A

Ref. MP A350-A-52-12-73-A6ZZZ-720Z-A

Ref. MP A350-A-52-13-73-A6ZZZ-720Z-A

Referenced consumables for task set A350-A-52-XX-P049-01000-93AB-A OPTION 2 - Replacement of the Door Actuator as per AMM

To accomplish this Service Bulletin it is necessary to use the consumable materials listed in:

Ref. MP A350-A-52-11-73-A6ZZZ-720Z-A

Ref. MP A350-A-52-12-73-A6ZZZ-720Z-A

Ref. MP A350-A-52-13-73-A6ZZZ-720Z-A

CONF 007

Referenced consumables for task set A350-A-52-XX-P049-01000-93AA-A OPTION 1 - Modification of the Door Actuator in accordance with VSB

To accomplish this Service Bulletin it is necessary to use the consumable materials listed in:

Ref. MP A350-A-52-11-73-A6ZZZ-720Z-A

Ref. MP A350-A-52-12-73-A6ZZZ-720Z-A

Ref. MP A350-A-52-13-73-A6ZZZ-720Z-A

Referenced consumables for task set A350-A-52-XX-P049-01000-93AB-A OPTION 2 - Replacement of the Door Actuator as per AMM

To accomplish this Service Bulletin it is necessary to use the consumable materials listed in:

Ref. MP A350-A-52-11-73-A6ZZZ-720Z-A

Ref. MP A350-A-52-12-73-A6ZZZ-720Z-A

Ref. MP A350-A-52-13-73-A6ZZZ-720Z-A

CONF 008

Referenced consumables for task set A350-A-52-XX-P049-01000-93AA-A OPTION 1 - Modification of the Door Actuator in accordance with VSB

To accomplish this Service Bulletin it is necessary to use the consumable materials listed in:

Ref. MP A350-A-52-11-73-A6ZZZ-720Z-A

Ref. MP A350-A-52-12-73-A6ZZZ-720Z-A

Ref. MP A350-A-52-13-73-A6ZZZ-720Z-A

Referenced consumables for task set A350-A-52-XX-P049-01000-93AB-A OPTION 2 - Replacement of the Door Actuator as per AMM

To accomplish this Service Bulletin it is necessary to use the consumable materials listed in:

Ref. MP A350-A-52-11-73-A6ZZZ-720Z-A

Ref. MP A350-A-52-12-73-A6ZZZ-720Z-A

Ref. MP A350-A-52-13-73-A6ZZZ-720Z-A

CONF 009

Referenced consumables for task set A350-A-52-XX-P049-01000-93AA-A OPTION 1 - Modification of the Door Actuator in accordance with VSB

To accomplish this Service Bulletin it is necessary to use the consumable materials listed in:

Ref. MP A350-A-52-13-73-A6ZZZ-720Z-A

Referenced consumables for task set A350-A-52-XX-P049-01000-93AB-A OPTION 2 - Replacement of the Door Actuator as per AMM

To accomplish this Service Bulletin it is necessary to use the consumable materials listed in:

Ref. MP A350-A-52-13-73-A6ZZZ-720Z-A

CONF 010

Referenced consumables for task set A350-A-52-XX-P049-01000-93AA-A OPTION 1 - Modification of the Door Actuator in accordance with VSB

To accomplish this Service Bulletin it is necessary to use the consumable materials listed in:

Ref. MP A350-A-52-11-73-A6ZZZ-720Z-A

Ref. MP A350-A-52-12-73-A6ZZZ-720Z-A

Ref. MP A350-A-52-13-73-A6ZZZ-720Z-A

Referenced consumables for task set A350-A-52-XX-P049-01000-93AB-A OPTION 2 - Replacement of the Door Actuator as per AMM

To accomplish this Service Bulletin it is necessary to use the consumable materials listed in:

Ref. MP A350-A-52-11-73-A6ZZZ-720Z-A

Ref. MP A350-A-52-12-73-A6ZZZ-720Z-A

Ref. MP A350-A-52-13-73-A6ZZZ-720Z-A

CONF 011

Referenced consumables for task set A350-A-52-XX-P049-01000-93AA-A OPTION 1 - Modification of the Door Actuator in accordance with VSB

To accomplish this Service Bulletin it is necessary to use the consumable materials listed in:

Ref. MP A350-A-52-11-73-A6ZZZ-720Z-A

Ref. MP A350-A-52-12-73-A6ZZZ-720Z-A

Ref. MP A350-A-52-13-73-A6ZZZ-720Z-A

Referenced consumables for task set A350-A-52-XX-P049-01000-93AB-A OPTION 2 - Replacement of the Door Actuator as per AMM

To accomplish this Service Bulletin it is necessary to use the consumable materials listed in:

Ref. MP A350-A-52-11-73-A6ZZZ-720Z-A

Ref. MP A350-A-52-12-73-A6ZZZ-720Z-A

Ref. MP A350-A-52-13-73-A6ZZZ-720Z-A

CONF 012

Referenced consumables for task set A350-A-52-XX-P049-01000-93AA-A OPTION 1 - Modification of the Door Actuator in accordance with VSB

To accomplish this Service Bulletin it is necessary to use the consumable materials listed in:

Ref. MP A350-A-52-11-73-A6ZZZ-720Z-A

Ref. MP A350-A-52-12-73-A6ZZZ-720Z-A

Ref. MP A350-A-52-13-73-A6ZZZ-720Z-A

Referenced consumables for task set A350-A-52-XX-P049-01000-93AB-A OPTION 2 - Replacement of the Door Actuator as per AMM

To accomplish this Service Bulletin it is necessary to use the consumable materials listed in:

Ref. MP A350-A-52-11-73-A6ZZZ-720Z-A

Ref. MP A350-A-52-12-73-A6ZZZ-720Z-A

Ref. MP A350-A-52-13-73-A6ZZZ-720Z-A

CONF 013

Referenced consumables for task set A350-A-52-XX-P049-01000-93AA-A OPTION 1 - Modification of the Door Actuator in accordance with VSB

To accomplish this Service Bulletin it is necessary to use the consumable materials listed in:

Ref. MP A350-A-52-11-73-A6ZZZ-720Z-A

Ref. MP A350-A-52-12-73-A6ZZZ-720Z-A

Ref. MP A350-A-52-13-73-A6ZZZ-720Z-A

Referenced consumables for task set A350-A-52-XX-P049-01000-93AB-A OPTION 2 - Replacement of the Door Actuator as per AMM

To accomplish this Service Bulletin it is necessary to use the consumable materials listed in:

Ref. MP A350-A-52-11-73-A6ZZZ-720Z-A

Ref. MP A350-A-52-12-73-A6ZZZ-720Z-A

Ref. MP A350-A-52-13-73-A6ZZZ-720Z-A

CONF 014

Referenced consumables for task set A350-A-52-XX-P049-01000-93AA-A OPTION 1 - Modification of the Door Actuator in accordance with VSB

To accomplish this Service Bulletin it is necessary to use the consumable materials listed in:

Ref. MP A350-A-52-11-73-A6ZZZ-720Z-A

Ref. MP A350-A-52-12-73-A6ZZZ-720Z-A

Referenced consumables for task set A350-A-52-XX-P049-01000-93AB-A OPTION 2 - Replacement of the Door Actuator as per AMM

To accomplish this Service Bulletin it is necessary to use the consumable materials listed in:

Ref. MP A350-A-52-11-73-A6ZZZ-720Z-A

Ref. MP A350-A-52-12-73-A6ZZZ-720Z-A

CONF 015

Referenced consumables for task set A350-A-52-XX-P049-01000-93AA-A OPTION 1 - Modification of the Door Actuator in accordance with VSB

To accomplish this Service Bulletin it is necessary to use the consumable materials listed in:

Ref. MP A350-A-52-12-73-A6ZZZ-720Z-A

Referenced consumables for task set A350-A-52-XX-P049-01000-93AB-A OPTION 2 - Replacement of the Door Actuator as per AMM

To accomplish this Service Bulletin it is necessary to use the consumable materials listed in:

Ref. MP A350-A-52-12-73-A6ZZZ-720Z-A

CONF 016

Referenced consumables for task set A350-A-52-XX-P049-01000-93AA-A OPTION 1 - Modification of the Door Actuator in accordance with VSB

To accomplish this Service Bulletin it is necessary to use the consumable materials listed in:

Ref. MP A350-A-52-12-73-A6ZZZ-720Z-A

Ref. MP A350-A-52-13-73-A6ZZZ-720Z-A

Referenced consumables for task set A350-A-52-XX-P049-01000-93AB-A OPTION 2 - Replacement of the Door Actuator as per AMM

To accomplish this Service Bulletin it is necessary to use the consumable materials listed in:

Ref. MP A350-A-52-12-73-A6ZZZ-720Z-A

Ref. MP A350-A-52-13-73-A6ZZZ-720Z-A

CONF 017

Referenced consumables for task set A350-A-52-XX-P049-01000-93AA-A OPTION 1 - Modification of the Door Actuator in accordance with VSB

To accomplish this Service Bulletin it is necessary to use the consumable materials listed in:

Ref. MP A350-A-52-12-73-A6ZZZ-720Z-A

Ref. MP A350-A-52-13-73-A6ZZZ-720Z-A

Referenced consumables for task set A350-A-52-XX-P049-01000-93AB-A OPTION 2 - Replacement of the Door Actuator as per AMM

To accomplish this Service Bulletin it is necessary to use the consumable materials listed in:

Ref. MP A350-A-52-12-73-A6ZZZ-720Z-A

Ref. MP A350-A-52-13-73-A6ZZZ-720Z-A

CONF 018

Referenced consumables for task set A350-A-52-XX-P049-01000-93AA-A OPTION 1 - Modification of the Door Actuator in accordance with VSB

To accomplish this Service Bulletin it is necessary to use the consumable materials listed in:

Ref. MP A350-A-52-12-73-A6ZZZ-720Z-A

Referenced consumables for task set A350-A-52-XX-P049-01000-93AB-A OPTION 2 - Replacement of the Door Actuator as per AMM

To accomplish this Service Bulletin it is necessary to use the consumable materials listed in:

Ref. MP A350-A-52-12-73-A6ZZZ-720Z-A

CONF 019

Referenced consumables for task set A350-A-52-XX-P049-01000-93AA-A OPTION 1 - Modification of the Door Actuator in accordance with VSB

To accomplish this Service Bulletin it is necessary to use the consumable materials listed in:

Ref. MP A350-A-52-11-73-A6ZZZ-720Z-A

Ref. MP A350-A-52-12-73-A6ZZZ-720Z-A

Ref. MP A350-A-52-13-73-A6ZZZ-720Z-A

Referenced consumables for task set A350-A-52-XX-P049-01000-93AB-A OPTION 2 - Replacement of the Door Actuator as per AMM

To accomplish this Service Bulletin it is necessary to use the consumable materials listed in:

Ref. MP A350-A-52-11-73-A6ZZZ-720Z-A

Ref. MP A350-A-52-12-73-A6ZZZ-720Z-A

Ref. MP A350-A-52-13-73-A6ZZZ-720Z-A

CONF 020

Referenced consumables for task set A350-A-52-XX-P049-01000-93AA-A OPTION 1 - Modification of the Door Actuator in accordance with VSB

To accomplish this Service Bulletin it is necessary to use the consumable materials listed in:

Ref. MP A350-A-52-12-73-A6ZZZ-720Z-A

Referenced consumables for task set A350-A-52-XX-P049-01000-93AB-A OPTION 2 - Replacement of the Door Actuator as per AMM

To accomplish this Service Bulletin it is necessary to use the consumable materials listed in:

Ref. MP A350-A-52-12-73-A6ZZZ-720Z-A

CONF 021

Referenced consumables for task set A350-A-52-XX-P049-01000-93AA-A OPTION 1 - Modification of the Door Actuator in accordance with VSB

To accomplish this Service Bulletin it is necessary to use the consumable materials listed in:

Ref. MP A350-A-52-11-73-A6ZZZ-720Z-A

Ref. MP A350-A-52-12-73-A6ZZZ-720Z-A

Referenced consumables for task set A350-A-52-XX-P049-01000-93AB-A OPTION 2 - Replacement of the Door Actuator as per AMM

To accomplish this Service Bulletin it is necessary to use the consumable materials listed in:

Ref. MP A350-A-52-11-73-A6ZZZ-720Z-A

Ref. MP A350-A-52-12-73-A6ZZZ-720Z-A

CONF 022

Referenced consumables for task set A350-A-52-XX-P049-01000-93AA-A OPTION 1 - Modification of the Door Actuator in accordance with VSB

To accomplish this Service Bulletin it is necessary to use the consumable materials listed in:

Ref. MP A350-A-52-12-73-A6ZZZ-720Z-A

Referenced consumables for task set A350-A-52-XX-P049-01000-93AB-A OPTION 2 - Replacement of the Door Actuator as per AMM

To accomplish this Service Bulletin it is necessary to use the consumable materials listed in:

Ref. MP A350-A-52-12-73-A6ZZZ-720Z-A

CONF 023

Referenced consumables for task set A350-A-52-XX-P049-01000-93AA-A OPTION 1 - Modification of the Door Actuator in accordance with VSB

To accomplish this Service Bulletin it is necessary to use the consumable materials listed in:

Ref. MP A350-A-52-12-73-A6ZZZ-720Z-A

Referenced consumables for task set A350-A-52-XX-P049-01000-93AB-A OPTION 2 - Replacement of the Door Actuator as per AMM

To accomplish this Service Bulletin it is necessary to use the consumable materials listed in:

Ref. MP A350-A-52-12-73-A6ZZZ-720Z-A

CONF 024

Referenced consumables for task set A350-A-52-XX-P049-01000-93AA-A OPTION 1 - Modification of the Door Actuator in accordance with VSB

To accomplish this Service Bulletin it is necessary to use the consumable materials listed in:

Ref. MP A350-A-52-11-73-A6ZZZ-720Z-A

Ref. MP A350-A-52-12-73-A6ZZZ-720Z-A

Referenced consumables for task set A350-A-52-XX-P049-01000-93AB-A OPTION 2 - Replacement of the Door Actuator as per AMM

To accomplish this Service Bulletin it is necessary to use the consumable materials listed in:

Ref. MP A350-A-52-11-73-A6ZZZ-720Z-A

Ref. MP A350-A-52-12-73-A6ZZZ-720Z-A

CONF 025

Referenced consumables for task set A350-A-52-XX-P049-01000-93AA-A OPTION 1 - Modification of the Door Actuator in accordance with VSB

To accomplish this Service Bulletin it is necessary to use the consumable materials listed in:

Ref. MP A350-A-52-11-73-A6ZZZ-720Z-A

Ref. MP A350-A-52-12-73-A6ZZZ-720Z-A

Ref. MP A350-A-52-13-73-A6ZZZ-720Z-A

Referenced consumables for task set A350-A-52-XX-P049-01000-93AB-A OPTION 2 - Replacement of the Door Actuator as per AMM

To accomplish this Service Bulletin it is necessary to use the consumable materials listed in:

Ref. MP A350-A-52-11-73-A6ZZZ-720Z-A

Ref. MP A350-A-52-12-73-A6ZZZ-720Z-A

Ref. MP A350-A-52-13-73-A6ZZZ-720Z-A

CONF 026

Referenced consumables for task set A350-A-52-XX-P049-01000-93AA-A OPTION 1 - Modification of the Door Actuator in accordance with VSB

To accomplish this Service Bulletin it is necessary to use the consumable materials listed in:

Ref. MP A350-A-52-11-73-A6ZZZ-720Z-A

Ref. MP A350-A-52-12-73-A6ZZZ-720Z-A

Ref. MP A350-A-52-13-73-A6ZZZ-720Z-A

Referenced consumables for task set A350-A-52-XX-P049-01000-93AB-A OPTION 2 - Replacement of the Door Actuator as per AMM

To accomplish this Service Bulletin it is necessary to use the consumable materials listed in:

Ref. MP A350-A-52-11-73-A6ZZZ-720Z-A

Ref. MP A350-A-52-12-73-A6ZZZ-720Z-A

Ref. MP A350-A-52-13-73-A6ZZZ-720Z-A

CONF ALL

D. LIST OF NEW PARTS

CONF 001

Components for task set A350-A-52-XX-P049-01000-93AA-A OPTION 1 - Modification of the Door Actuator in accordance with VSB

Procurement address	D4296	AIRBUS Material, Logistics and Suppliers Standard Parts Customer Order Fulfilment Phone: +49 (0) 40 50 76 40 02 E-mail: Please contact your Single Point Of Contact (SPOC) Internet: http://spares.airbus.com or via SPEC2000
NOTE(S)		
For standard hardware the purchase order must be addressed to AIRBUS at the address given above. Quote the number of this Service Bulletin, the MSN and, if applicable the Retrofit Information Letter (RIL) reference.		

ITEM	PART No.	QTY (UM)	KEYWORD	DRAWING	SEE NOTES
25	NSA9117M9F (D4296)	8	PLATE		(1) (2) (3)
NOTE(S)					
Refer to the AIRBUS Ref. SM if you find part numbers of hardware components which you cannot identify. The SM will give you the correct part number to part number relationship.					
(1): The components listed above are not an AIRBUS Kit, the required parts must be ordered as necessary through the given channel.					
(2): This item has a Shelf Life of less than or equal to 24 months and must be ordered when you intend to accomplish the Service Bulletin.					
(3): The components listed above are only necessary if the identification plate is not installed. The quantity of these items is to be ordered as required.					

Components for task set A350-A-52-XX-P049-01000-93AB-A OPTION 2 - Replacement of the Door Actuator as per AMM

Procurement address	D4296	AIRBUS Material, Logistics and Suppliers Standard Parts Customer Order Fulfilment Phone: +49 (0) 40 50 76 40 02 E-mail: Please contact your Single Point Of Contact (SPOC) Internet: http://spares.airbus.com or via SPEC2000
NOTE(S)		

	For standard hardware the purchase order must be addressed to AIRBUS at the address given above. Quote the number of this Service Bulletin, the MSN and, if applicable the Retrofit Information Letter (RIL) reference.

ITEM	PART No.	QTY (UM)	KEYWORD	DRAWING	SEE NOTES
25	NSA9117M9F (D4296)	8	PLATE		(1) (2) (3)

NOTE(S)	
	Refer to the AIRBUS Ref. SM if you find part numbers of hardware components which you cannot identify. The SM will give you the correct part number to part number relationship.
(1):	The components listed above are not an AIRBUS Kit, the required parts must be ordered as necessary through the given channel.
(2):	This item has a Shelf Life of less than or equal to 24 months and must be ordered when you intend to accomplish the Service Bulletin.
(3):	The components listed above are only necessary if the identification plate is not installed. The quantity of these items is to be ordered as required.

CONF 002

Components for task set A350-A-52-XX-P049-01000-93AA-A OPTION 1 - Modification of the Door Actuator in accordance with VSB

Procurement address	D4296	AIRBUS Material, Logistics and Suppliers Standard Parts Customer Order Fulfilment Phone: +49 (0) 40 50 76 40 02 E-mail: Please contact your Single Point Of Contact (SPOC) Internet: http://spares.airbus.com or via SPEC2000

NOTE(S)	
	For standard hardware the purchase order must be addressed to AIRBUS at the address given above. Quote the number of this Service Bulletin, the MSN and, if applicable the Retrofit Information Letter (RIL) reference.

ITEM	PART No.	QTY (UM)	KEYWORD	DRAWING	SEE NOTES
25	NSA9117M9F (D4296)	7	PLATE		(1) (2) (3)

NOTE(S)	
	Refer to the AIRBUS Ref. SM if you find part numbers of hardware components which you cannot identify. The SM will give you the correct part number to part number relationship.
(1):	The components listed above are not an AIRBUS Kit, the required parts must be ordered as necessary through the given channel.
(2):	This item has a Shelf Life of less than or equal to 24 months and must be ordered when you intend to accomplish the Service Bulletin.
(3):	The components listed above are only necessary if the identification plate is not installed. The quantity of these items is to be ordered as required.

Components for task set A350-A-52-XX-P049-01000-93AB-A OPTION 2 - Replacement of the Door Actuator as per AMM

Procurement address	D4296	AIRBUS Material, Logistics and Suppliers Standard Parts

		Customer Order Fulfilment Phone: +49 (0) 40 50 76 40 02 E-mail: Please contact your Single Point Of Contact (SPOC) Internet: http://spares.airbus.com or via SPEC2000
NOTE(S)		
For standard hardware the purchase order must be addressed to AIRBUS at the address given above. Quote the number of this Service Bulletin, the MSN and, if applicable the Retrofit Information Letter (RIL) reference.		

ITEM	PART No.	QTY (UM)	KEYWORD	DRAWING	SEE NOTES
25	NSA9117M9F (D4296)	7	PLATE		(1) (2) (3)
NOTE(S)					
Refer to the AIRBUS Ref. SM if you find part numbers of hardware components which you cannot identify. The SM will give you the correct part number to part number relationship.					
(1): The components listed above are not an AIRBUS Kit, the required parts must be ordered as necessary through the given channel.					
(2): This item has a Shelf Life of less than or equal to 24 months and must be ordered when you intend to accomplish the Service Bulletin.					
(3): The components listed above are only necessary if the identification plate is not installed. The quantity of these items is to be ordered as required.					

CONF 003

Components for task set A350-A-52-XX-P049-01000-93AA-A OPTION 1 - Modification of the Door Actuator in accordance with VSB

Procurement address	D4296	AIRBUS Material, Logistics and Suppliers Standard Parts Customer Order Fulfilment Phone: +49 (0) 40 50 76 40 02 E-mail: Please contact your Single Point Of Contact (SPOC) Internet: http://spares.airbus.com or via SPEC2000
NOTE(S)		
For standard hardware the purchase order must be addressed to AIRBUS at the address given above. Quote the number of this Service Bulletin, the MSN and, if applicable the Retrofit Information Letter (RIL) reference.		

ITEM	PART No.	QTY (UM)	KEYWORD	DRAWING	SEE NOTES
25	NSA9117M9F (D4296)	6	PLATE		(1) (2) (3)
NOTE(S)					
Refer to the AIRBUS Ref. SM if you find part numbers of hardware components which you cannot identify. The SM will give you the correct part number to part number relationship.					
(1): The components listed above are not an AIRBUS Kit, the required parts must be ordered as necessary through the given channel.					
(2): This item has a Shelf Life of less than or equal to 24 months and must be ordered when you intend to accomplish the Service Bulletin.					

ITEM	PART No.	QTY (UM)	KEYWORD	DRAWING	SEE NOTES
(3):	The components listed above are only necessary if the identification plate is not installed. The quantity of these items is to be ordered as required.				

Components for task set A350-A-52-XX-P049-01000-93AB-A OPTION 2 - Replacement of the Door Actuator as per AMM

Procurement address	D4296	AIRBUS Material, Logistics and Suppliers Standard Parts Customer Order Fulfilment Phone: +49 (0) 40 50 76 40 02 E-mail: Please contact your Single Point Of Contact (SPOC) Internet: http://spares.airbus.com or via SPEC2000

NOTE(S)

For standard hardware the purchase order must be addressed to AIRBUS at the address given above. Quote the number of this Service Bulletin, the MSN and, if applicable the Retrofit Information Letter (RIL) reference.

ITEM	PART No.	QTY (UM)	KEYWORD	DRAWING	SEE NOTES
25	NSA9117M9F (D4296)	6	PLATE		(1) (2) (3)

NOTE(S)

Refer to the AIRBUS Ref. SM if you find part numbers of hardware components which you cannot identify. The SM will give you the correct part number to part number relationship.

(1): The components listed above are not an AIRBUS Kit, the required parts must be ordered as necessary through the given channel.

(2): This item has a Shelf Life of less than or equal to 24 months and must be ordered when you intend to accomplish the Service Bulletin.

(3): The components listed above are only necessary if the identification plate is not installed. The quantity of these items is to be ordered as required.

CONF 004

Components for task set A350-A-52-XX-P049-01000-93AA-A OPTION 1 - Modification of the Door Actuator in accordance with VSB

Procurement address	D4296	AIRBUS Material, Logistics and Suppliers Standard Parts Customer Order Fulfilment Phone: +49 (0) 40 50 76 40 02 E-mail: Please contact your Single Point Of Contact (SPOC) Internet: http://spares.airbus.com or via SPEC2000

NOTE(S)

For standard hardware the purchase order must be addressed to AIRBUS at the address given above. Quote the number of this Service Bulletin, the MSN and, if applicable the Retrofit Information Letter (RIL) reference.

ITEM	PART No.	QTY (UM)	KEYWORD	DRAWING	SEE NOTES
25	NSA9117M9F (D4296)	5	PLATE		(1) (2) (3)

NOTE(S)	
	Refer to the AIRBUS Ref. SM if you find part numbers of hardware components which you cannot identify. The SM will give you the correct part number to part number relationship.
(1):	The components listed above are not an AIRBUS Kit, the required parts must be ordered as necessary through the given channel.
(2):	This item has a Shelf Life of less than or equal to 24 months and must be ordered when you intend to accomplish the Service Bulletin.
(3):	The components listed above are only necessary if the identification plate is not installed. The quantity of these items is to be ordered as required.

Components for task set A350-A-52-XX-P049-01000-93AB-A OPTION 2 - Replacement of the Door Actuator as per AMM

Procurement address	D4296	AIRBUS Material, Logistics and Suppliers Standard Parts Customer Order Fulfilment Phone: +49 (0) 40 50 76 40 02 E-mail: Please contact your Single Point Of Contact (SPOC) Internet: http://spares.airbus.com or via SPEC2000

NOTE(S)
For standard hardware the purchase order must be addressed to AIRBUS at the address given above. Quote the number of this Service Bulletin, the MSN and, if applicable the Retrofit Information Letter (RIL) reference.

ITEM	PART No.	QTY (UM)	KEYWORD	DRAWING	SEE NOTES
25	NSA9117M9F (D4296)	5	PLATE		(1) (2) (3)

NOTE(S)	
	Refer to the AIRBUS Ref. SM if you find part numbers of hardware components which you cannot identify. The SM will give you the correct part number to part number relationship.
(1):	The components listed above are not an AIRBUS Kit, the required parts must be ordered as necessary through the given channel.
(2):	This item has a Shelf Life of less than or equal to 24 months and must be ordered when you intend to accomplish the Service Bulletin.
(3):	The components listed above are only necessary if the identification plate is not installed. The quantity of these items is to be ordered as required.

CONF 005

Components for task set A350-A-52-XX-P049-01000-93AA-A OPTION 1 - Modification of the Door Actuator in accordance with VSB

Procurement address	D4296	AIRBUS Material, Logistics and Suppliers Standard Parts Customer Order Fulfilment Phone: +49 (0) 40 50 76 40 02 E-mail: Please contact your Single Point Of Contact (SPOC)

		Internet: http://spares.airbus.com or via SPEC2000

NOTE(S)
For standard hardware the purchase order must be addressed to AIRBUS at the address given above. Quote the number of this Service Bulletin, the MSN and, if applicable the Retrofit Information Letter (RIL) reference.

ITEM	PART No.	QTY (UM)	KEYWORD	DRAWING	SEE NOTES
25	NSA9117M9F (D4296)	7	PLATE		(1) (2) (3)

NOTE(S)	
	Refer to the AIRBUS Ref. SM if you find part numbers of hardware components which you cannot identify. The SM will give you the correct part number to part number relationship.
(1):	The components listed above are not an AIRBUS Kit, the required parts must be ordered as necessary through the given channel.
(2):	This item has a Shelf Life of less than or equal to 24 months and must be ordered when you intend to accomplish the Service Bulletin.
(3):	The components listed above are only necessary if the identification plate is not installed. The quantity of these items is to be ordered as required.

Components for task set A350-A-52-XX-P049-01000-93AB-A OPTION 2 - Replacement of the Door Actuator as per AMM

Procurement address	D4296	AIRBUS Material, Logistics and Suppliers Standard Parts Customer Order Fulfilment Phone: +49 (0) 40 50 76 40 02 E-mail: Please contact your Single Point Of Contact (SPOC) Internet: http://spares.airbus.com or via SPEC2000

NOTE(S)
For standard hardware the purchase order must be addressed to AIRBUS at the address given above. Quote the number of this Service Bulletin, the MSN and, if applicable the Retrofit Information Letter (RIL) reference.

ITEM	PART No.	QTY (UM)	KEYWORD	DRAWING	SEE NOTES
25	NSA9117M9F (D4296)	7	PLATE		(1) (2) (3)

NOTE(S)	
	Refer to the AIRBUS Ref. SM if you find part numbers of hardware components which you cannot identify. The SM will give you the correct part number to part number relationship.
(1):	The components listed above are not an AIRBUS Kit, the required parts must be ordered as necessary through the given channel.
(2):	This item has a Shelf Life of less than or equal to 24 months and must be ordered when you intend to accomplish the Service Bulletin.
(3):	The components listed above are only necessary if the identification plate is not installed. The quantity of these items is to be ordered as required.

CONF 006

Components for task set A350-A-52-XX-P049-01000-93AA-A OPTION 1 - Modification of the Door Actuator in accordance with VSB

Procurement address	D4296	AIRBUS Material, Logistics and Suppliers Standard Parts Customer Order Fulfilment Phone: +49 (0) 40 50 76 40 02 E-mail: Please contact your Single Point Of Contact (SPOC) Internet: http://spares.airbus.com or via SPEC2000

NOTE(S)

For standard hardware the purchase order must be addressed to AIRBUS at the address given above. Quote the number of this Service Bulletin, the MSN and, if applicable the Retrofit Information Letter (RIL) reference.

ITEM	PART No.	QTY (UM)	KEYWORD	DRAWING	SEE NOTES
25	NSA9117M9F (D4296)	6	PLATE		(1) (2) (3)

NOTE(S)

Refer to the AIRBUS Ref. SM if you find part numbers of hardware components which you cannot identify. The SM will give you the correct part number to part number relationship.

(1): The components listed above are not an AIRBUS Kit, the required parts must be ordered as necessary through the given channel.

(2): This item has a Shelf Life of less than or equal to 24 months and must be ordered when you intend to accomplish the Service Bulletin.

(3): The components listed above are only necessary if the identification plate is not installed. The quantity of these items is to be ordered as required.

Components for task set A350-A-52-XX-P049-01000-93AB-A OPTION 2 - Replacement of the Door Actuator as per AMM

Procurement address	D4296	AIRBUS Material, Logistics and Suppliers Standard Parts Customer Order Fulfilment Phone: +49 (0) 40 50 76 40 02 E-mail: Please contact your Single Point Of Contact (SPOC) Internet: http://spares.airbus.com or via SPEC2000

NOTE(S)

For standard hardware the purchase order must be addressed to AIRBUS at the address given above. Quote the number of this Service Bulletin, the MSN and, if applicable the Retrofit Information Letter (RIL) reference.

ITEM	PART No.	QTY (UM)	KEYWORD	DRAWING	SEE NOTES
25	NSA9117M9F (D4296)	6	PLATE		(1) (2) (3)

NOTE(S)

Refer to the AIRBUS Ref. SM if you find part numbers of hardware components which you cannot identify. The SM will give you the correct part number to part number relationship.

ITEM	PART No.	QTY (UM)	KEYWORD	DRAWING	SEE NOTES
(1): The components listed above are not an AIRBUS Kit, the required parts must be ordered as necessary through the given channel.					
(2): This item has a Shelf Life of less than or equal to 24 months and must be ordered when you intend to accomplish the Service Bulletin.					
(3): The components listed above are only necessary if the identification plate is not installed. The quantity of these items is to be ordered as required.					

CONF 007

Components for task set A350-A-52-XX-P049-01000-93AA-A OPTION 1 - Modification of the Door Actuator in accordance with VSB

Procurement address	D4296	AIRBUS Material, Logistics and Suppliers Standard Parts Customer Order Fulfilment Phone: +49 (0) 40 50 76 40 02 E-mail: Please contact your Single Point Of Contact (SPOC) Internet: http://spares.airbus.com or via SPEC2000
NOTE(S)		
For standard hardware the purchase order must be addressed to AIRBUS at the address given above. Quote the number of this Service Bulletin, the MSN and, if applicable the Retrofit Information Letter (RIL) reference.		

ITEM	PART No.	QTY (UM)	KEYWORD	DRAWING	SEE NOTES
25	NSA9117M9F (D4296)	6	PLATE		(1) (2) (3)
NOTE(S)					
Refer to the AIRBUS Ref. SM if you find part numbers of hardware components which you cannot identify. The SM will give you the correct part number to part number relationship.					
(1): The components listed above are not an AIRBUS Kit, the required parts must be ordered as necessary through the given channel.					
(2): This item has a Shelf Life of less than or equal to 24 months and must be ordered when you intend to accomplish the Service Bulletin.					
(3): The components listed above are only necessary if the identification plate is not installed. The quantity of these items is to be ordered as required.					

Components for task set A350-A-52-XX-P049-01000-93AB-A OPTION 2 - Replacement of the Door Actuator as per AMM

Procurement address	D4296	AIRBUS Material, Logistics and Suppliers Standard Parts Customer Order Fulfilment Phone: +49 (0) 40 50 76 40 02 E-mail: Please contact your Single Point Of Contact (SPOC) Internet: http://spares.airbus.com or via SPEC2000
NOTE(S)		
For standard hardware the purchase order must be addressed to AIRBUS at the address given above. Quote the number of this Service Bulletin, the MSN and, if applicable the Retrofit Information Letter (RIL) reference.		

ITEM	PART No.	QTY (UM)	KEYWORD	DRAWING	SEE NOTES
25	NSA9117M9F (D4296)	6	PLATE		(1) (2) (3)

NOTE(S)

Refer to the AIRBUS Ref. SM if you find part numbers of hardware components which you cannot identify. The SM will give you the correct part number to part number relationship.

(1): The components listed above are not an AIRBUS Kit, the required parts must be ordered as necessary through the given channel.

(2): This item has a Shelf Life of less than or equal to 24 months and must be ordered when you intend to accomplish the Service Bulletin.

(3): The components listed above are only necessary if the identification plate is not installed. The quantity of these items is to be ordered as required.

CONF 008

Components for task set A350-A-52-XX-P049-01000-93AA-A OPTION 1 - Modification of the Door Actuator in accordance with VSB

Procurement address	D4296	AIRBUS Material, Logistics and Suppliers Standard Parts Customer Order Fulfilment Phone: +49 (0) 40 50 76 40 02 E-mail: Please contact your Single Point Of Contact (SPOC) Internet: http://spares.airbus.com or via SPEC2000

NOTE(S)

For standard hardware the purchase order must be addressed to AIRBUS at the address given above. Quote the number of this Service Bulletin, the MSN and, if applicable the Retrofit Information Letter (RIL) reference.

ITEM	PART No.	QTY (UM)	KEYWORD	DRAWING	SEE NOTES
25	NSA9117M9F (D4296)	7	PLATE		(1) (2) (3)

NOTE(S)

Refer to the AIRBUS Ref. SM if you find part numbers of hardware components which you cannot identify. The SM will give you the correct part number to part number relationship.

(1): The components listed above are not an AIRBUS Kit, the required parts must be ordered as necessary through the given channel.

(2): This item has a Shelf Life of less than or equal to 24 months and must be ordered when you intend to accomplish the Service Bulletin.

(3): The components listed above are only necessary if the identification plate is not installed. The quantity of these items is to be ordered as required.

Components for task set A350-A-52-XX-P049-01000-93AB-A OPTION 2 - Replacement of the Door Actuator as per AMM

Procurement address	D4296	AIRBUS Material, Logistics and Suppliers Standard Parts Customer Order Fulfilment Phone: +49 (0) 40 50 76 40 02 E-mail: Please contact your Single Point Of Contact (SPOC)

		Internet: http://spares.airbus.com or via SPEC2000
NOTE(S)		
For standard hardware the purchase order must be addressed to AIRBUS at the address given above. Quote the number of this Service Bulletin, the MSN and, if applicable the Retrofit Information Letter (RIL) reference.		

ITEM	PART No.	QTY (UM)	KEYWORD	DRAWING	SEE NOTES
25	NSA9117M9F (D4296)	7	PLATE		(1) (2) (3)
NOTE(S)					
Refer to the AIRBUS Ref. SM if you find part numbers of hardware components which you cannot identify. The SM will give you the correct part number to part number relationship.					
(1): The components listed above are not an AIRBUS Kit, the required parts must be ordered as necessary through the given channel.					
(2): This item has a Shelf Life of less than or equal to 24 months and must be ordered when you intend to accomplish the Service Bulletin.					
(3): The components listed above are only necessary if the identification plate is not installed. The quantity of these items is to be ordered as required.					

CONF 009

Components for task set A350-A-52-XX-P049-01000-93AA-A OPTION 1 - Modification of the Door Actuator in accordance with VSB

Procurement address	D4296	AIRBUS Material, Logistics and Suppliers Standard Parts Customer Order Fulfilment Phone: +49 (0) 40 50 76 40 02 E-mail: Please contact your Single Point Of Contact (SPOC) Internet: http://spares.airbus.com or via SPEC2000
NOTE(S)		
For standard hardware the purchase order must be addressed to AIRBUS at the address given above. Quote the number of this Service Bulletin, the MSN and, if applicable the Retrofit Information Letter (RIL) reference.		

ITEM	PART No.	QTY (UM)	KEYWORD	DRAWING	SEE NOTES
25	NSA9117M9F (D4296)	2	PLATE		(1) (2) (3)
NOTE(S)					
Refer to the AIRBUS Ref. SM if you find part numbers of hardware components which you cannot identify. The SM will give you the correct part number to part number relationship.					
(1): The components listed above are not an AIRBUS Kit, the required parts must be ordered as necessary through the given channel.					
(2): This item has a Shelf Life of less than or equal to 24 months and must be ordered when you intend to accomplish the Service Bulletin.					
(3): The components listed above are only necessary if the identification plate is not installed. The quantity of these items is to be ordered as required.					

Components for task set A350-A-52-XX-P049-01000-93AB-A OPTION 2 - Replacement of the Door Actuator as per AMM

Procurement address	D4296	AIRBUS Material, Logistics and Suppliers Standard Parts Customer Order Fulfilment Phone: +49 (0) 40 50 76 40 02 E-mail: Please contact your Single Point Of Contact (SPOC) Internet: http://spares.airbus.com or via SPEC2000
NOTE(S)		
For standard hardware the purchase order must be addressed to AIRBUS at the address given above. Quote the number of this Service Bulletin, the MSN and, if applicable the Retrofit Information Letter (RIL) reference.		

ITEM	PART No.	QTY (UM)	KEYWORD	DRAWING	SEE NOTES
25	NSA9117M9F (D4296)	2	PLATE		(1) (2) (3)
NOTE(S)					
Refer to the AIRBUS Ref. SM if you find part numbers of hardware components which you cannot identify. The SM will give you the correct part number to part number relationship.					
(1): The components listed above are not an AIRBUS Kit, the required parts must be ordered as necessary through the given channel.					
(2): This item has a Shelf Life of less than or equal to 24 months and must be ordered when you intend to accomplish the Service Bulletin.					
(3): The components listed above are only necessary if the identification plate is not installed. The quantity of these items is to be ordered as required.					

CONF 010

Components for task set A350-A-52-XX-P049-01000-93AA-A OPTION 1 - Modification of the Door Actuator in accordance with VSB

Procurement address	D4296	AIRBUS Material, Logistics and Suppliers Standard Parts Customer Order Fulfilment Phone: +49 (0) 40 50 76 40 02 E-mail: Please contact your Single Point Of Contact (SPOC) Internet: http://spares.airbus.com or via SPEC2000
NOTE(S)		
For standard hardware the purchase order must be addressed to AIRBUS at the address given above. Quote the number of this Service Bulletin, the MSN and, if applicable the Retrofit Information Letter (RIL) reference.		

ITEM	PART No.	QTY (UM)	KEYWORD	DRAWING	SEE NOTES
25	NSA9117M9F (D4296)	6	PLATE		(1) (2) (3)
NOTE(S)					
Refer to the AIRBUS Ref. SM if you find part numbers of hardware components which you cannot identify. The SM will give you the correct part number to part number relationship.					

ITEM	PART No.	QTY (UM)	KEYWORD	DRAWING	SEE NOTES
(1): The components listed above are not an AIRBUS Kit, the required parts must be ordered as necessary through the given channel.					
(2): This item has a Shelf Life of less than or equal to 24 months and must be ordered when you intend to accomplish the Service Bulletin.					
(3): The components listed above are only necessary if the identification plate is not installed. The quantity of these items is to be ordered as required.					

Components for task set A350-A-52-XX-P049-01000-93AB-A OPTION 2 - Replacement of the Door Actuator as per AMM

Procurement address	D4296	AIRBUS Material, Logistics and Suppliers Standard Parts Customer Order Fulfilment Phone: +49 (0) 40 50 76 40 02 E-mail: Please contact your Single Point Of Contact (SPOC) Internet: http://spares.airbus.com or via SPEC2000
NOTE(S)		
For standard hardware the purchase order must be addressed to AIRBUS at the address given above. Quote the number of this Service Bulletin, the MSN and, if applicable the Retrofit Information Letter (RIL) reference.		

ITEM	PART No.	QTY (UM)	KEYWORD	DRAWING	SEE NOTES
25	NSA9117M9F (D4296)	6	PLATE		(1) (2) (3)
NOTE(S)					
Refer to the AIRBUS Ref. SM if you find part numbers of hardware components which you cannot identify. The SM will give you the correct part number to part number relationship.					
(1): The components listed above are not an AIRBUS Kit, the required parts must be ordered as necessary through the given channel.					
(2): This item has a Shelf Life of less than or equal to 24 months and must be ordered when you intend to accomplish the Service Bulletin.					
(3): The components listed above are only necessary if the identification plate is not installed. The quantity of these items is to be ordered as required.					

CONF 011

Components for task set A350-A-52-XX-P049-01000-93AA-A OPTION 1 - Modification of the Door Actuator in accordance with VSB

Procurement address	D4296	AIRBUS Material, Logistics and Suppliers Standard Parts Customer Order Fulfilment Phone: +49 (0) 40 50 76 40 02 E-mail: Please contact your Single Point Of Contact (SPOC) Internet: http://spares.airbus.com or via SPEC2000
NOTE(S)		
For standard hardware the purchase order must be addressed to AIRBUS at the address given above. Quote the number of this Service Bulletin, the MSN and, if applicable the Retrofit Information Letter (RIL) reference.		

ITEM	PART No.	QTY (UM)	KEYWORD	DRAWING	SEE NOTES
25	NSA9117M9F (D4296)	7	PLATE		(1) (2) (3)

NOTE(S)	
	Refer to the AIRBUS Ref. SM if you find part numbers of hardware components which you cannot identify. The SM will give you the correct part number to part number relationship.
(1):	The components listed above are not an AIRBUS Kit, the required parts must be ordered as necessary through the given channel.
(2):	This item has a Shelf Life of less than or equal to 24 months and must be ordered when you intend to accomplish the Service Bulletin.
(3):	The components listed above are only necessary if the identification plate is not installed. The quantity of these items is to be ordered as required.

Components for task set A350-A-52-XX-P049-01000-93AB-A OPTION 2 - Replacement of the Door Actuator as per AMM

Procurement address	D4296	AIRBUS Material, Logistics and Suppliers Standard Parts Customer Order Fulfilment Phone: +49 (0) 40 50 76 40 02 E-mail: Please contact your Single Point Of Contact (SPOC) Internet: http://spares.airbus.com or via SPEC2000

NOTE(S)
For standard hardware the purchase order must be addressed to AIRBUS at the address given above. Quote the number of this Service Bulletin, the MSN and, if applicable the Retrofit Information Letter (RIL) reference.

ITEM	PART No.	QTY (UM)	KEYWORD	DRAWING	SEE NOTES
25	NSA9117M9F (D4296)	7	PLATE		(1) (2) (3)

NOTE(S)	
	Refer to the AIRBUS Ref. SM if you find part numbers of hardware components which you cannot identify. The SM will give you the correct part number to part number relationship.
(1):	The components listed above are not an AIRBUS Kit, the required parts must be ordered as necessary through the given channel.
(2):	This item has a Shelf Life of less than or equal to 24 months and must be ordered when you intend to accomplish the Service Bulletin.
(3):	The components listed above are only necessary if the identification plate is not installed. The quantity of these items is to be ordered as required.

CONF 012

Components for task set A350-A-52-XX-P049-01000-93AA-A OPTION 1 - Modification of the Door Actuator in accordance with VSB

Procurement address	D4296	AIRBUS Material, Logistics and Suppliers Standard Parts Customer Order Fulfilment Phone: +49 (0) 40 50 76 40 02 E-mail: Please contact your Single Point Of Contact (SPOC)

		Internet: http://spares.airbus.com or via SPEC2000

NOTE(S)
For standard hardware the purchase order must be addressed to AIRBUS at the address given above. Quote the number of this Service Bulletin, the MSN and, if applicable the Retrofit Information Letter (RIL) reference.

ITEM	PART No.	QTY (UM)	KEYWORD	DRAWING	SEE NOTES
25	NSA9117M9F (D4296)	7	PLATE		(1) (2) (3)

NOTE(S)	
	Refer to the AIRBUS Ref. SM if you find part numbers of hardware components which you cannot identify. The SM will give you the correct part number to part number relationship.
(1):	The components listed above are not an AIRBUS Kit, the required parts must be ordered as necessary through the given channel.
(2):	This item has a Shelf Life of less than or equal to 24 months and must be ordered when you intend to accomplish the Service Bulletin.
(3):	The components listed above are only necessary if the identification plate is not installed. The quantity of these items is to be ordered as required.

Components for task set A350-A-52-XX-P049-01000-93AB-A OPTION 2 - Replacement of the Door Actuator as per AMM

Procurement address	D4296	AIRBUS Material, Logistics and Suppliers Standard Parts Customer Order Fulfilment Phone: +49 (0) 40 50 76 40 02 E-mail: Please contact your Single Point Of Contact (SPOC) Internet: http://spares.airbus.com or via SPEC2000

NOTE(S)
For standard hardware the purchase order must be addressed to AIRBUS at the address given above. Quote the number of this Service Bulletin, the MSN and, if applicable the Retrofit Information Letter (RIL) reference.

ITEM	PART No.	QTY (UM)	KEYWORD	DRAWING	SEE NOTES
25	NSA9117M9F (D4296)	7	PLATE		(1) (2) (3)

NOTE(S)	
	Refer to the AIRBUS Ref. SM if you find part numbers of hardware components which you cannot identify. The SM will give you the correct part number to part number relationship.
(1):	The components listed above are not an AIRBUS Kit, the required parts must be ordered as necessary through the given channel.
(2):	This item has a Shelf Life of less than or equal to 24 months and must be ordered when you intend to accomplish the Service Bulletin.
(3):	The components listed above are only necessary if the identification plate is not installed. The quantity of these items is to be ordered as required.

CONF 013

Components for task set A350-A-52-XX-P049-01000-93AA-A OPTION 1 - Modification of the Door Actuator in accordance with VSB

Procurement address	D4296	AIRBUS Material, Logistics and Suppliers Standard Parts Customer Order Fulfilment Phone: +49 (0) 40 50 76 40 02 E-mail: Please contact your Single Point Of Contact (SPOC) Internet: http://spares.airbus.com or via SPEC2000
NOTE(S)		
For standard hardware the purchase order must be addressed to AIRBUS at the address given above. Quote the number of this Service Bulletin, the MSN and, if applicable the Retrofit Information Letter (RIL) reference.		

ITEM	PART No.	QTY (UM)	KEYWORD	DRAWING	SEE NOTES
25	NSA9117M9F (D4296)	7	PLATE		(1) (2) (3)
NOTE(S)					
Refer to the AIRBUS Ref. SM if you find part numbers of hardware components which you cannot identify. The SM will give you the correct part number to part number relationship.					
(1): The components listed above are not an AIRBUS Kit, the required parts must be ordered as necessary through the given channel.					
(2): This item has a Shelf Life of less than or equal to 24 months and must be ordered when you intend to accomplish the Service Bulletin.					
(3): The components listed above are only necessary if the identification plate is not installed. The quantity of these items is to be ordered as required.					

Components for task set A350-A-52-XX-P049-01000-93AB-A OPTION 2 - Replacement of the Door Actuator as per AMM

Procurement address	D4296	AIRBUS Material, Logistics and Suppliers Standard Parts Customer Order Fulfilment Phone: +49 (0) 40 50 76 40 02 E-mail: Please contact your Single Point Of Contact (SPOC) Internet: http://spares.airbus.com or via SPEC2000
NOTE(S)		
For standard hardware the purchase order must be addressed to AIRBUS at the address given above. Quote the number of this Service Bulletin, the MSN and, if applicable the Retrofit Information Letter (RIL) reference.		

ITEM	PART No.	QTY (UM)	KEYWORD	DRAWING	SEE NOTES
25	NSA9117M9F (D4296)	7	PLATE		(1) (2) (3)
NOTE(S)					
Refer to the AIRBUS Ref. SM if you find part numbers of hardware components which you cannot identify. The SM will give you the correct part number to part number relationship.					

ITEM	PART No.	QTY (UM)	KEYWORD	DRAWING	SEE NOTES
(1): The components listed above are not an AIRBUS Kit, the required parts must be ordered as necessary through the given channel.					
(2): This item has a Shelf Life of less than or equal to 24 months and must be ordered when you intend to accomplish the Service Bulletin.					
(3): The components listed above are only necessary if the identification plate is not installed. The quantity of these items is to be ordered as required.					

CONF 014

Components for task set A350-A-52-XX-P049-01000-93AA-A OPTION 1 - Modification of the Door Actuator in accordance with VSB

Procurement address	D4296	AIRBUS Material, Logistics and Suppliers Standard Parts Customer Order Fulfilment Phone: +49 (0) 40 50 76 40 02 E-mail: Please contact your Single Point Of Contact (SPOC) Internet: http://spares.airbus.com or via SPEC2000
NOTE(S)		
For standard hardware the purchase order must be addressed to AIRBUS at the address given above. Quote the number of this Service Bulletin, the MSN and, if applicable the Retrofit Information Letter (RIL) reference.		

ITEM	PART No.	QTY (UM)	KEYWORD	DRAWING	SEE NOTES
25	NSA9117M9F (D4296)	4	PLATE		(1) (2) (3)
NOTE(S)					
Refer to the AIRBUS Ref. SM if you find part numbers of hardware components which you cannot identify. The SM will give you the correct part number to part number relationship.					
(1): The components listed above are not an AIRBUS Kit, the required parts must be ordered as necessary through the given channel.					
(2): This item has a Shelf Life of less than or equal to 24 months and must be ordered when you intend to accomplish the Service Bulletin.					
(3): The components listed above are only necessary if the identification plate is not installed. The quantity of these items is to be ordered as required.					

Components for task set A350-A-52-XX-P049-01000-93AB-A OPTION 2 - Replacement of the Door Actuator as per AMM

Procurement address	D4296	AIRBUS Material, Logistics and Suppliers Standard Parts Customer Order Fulfilment Phone: +49 (0) 40 50 76 40 02 E-mail: Please contact your Single Point Of Contact (SPOC) Internet: http://spares.airbus.com or via SPEC2000
NOTE(S)		
For standard hardware the purchase order must be addressed to AIRBUS at the address given above. Quote the number of this Service Bulletin, the MSN and, if applicable the Retrofit Information Letter (RIL) reference.		

ITEM	PART No.	QTY (UM)	KEYWORD	DRAWING	SEE NOTES
25	NSA9117M9F (D4296)	4	PLATE		(1) (2) (3)

NOTE(S)

Refer to the AIRBUS Ref. SM if you find part numbers of hardware components which you cannot identify. The SM will give you the correct part number to part number relationship.

(1): The components listed above are not an AIRBUS Kit, the required parts must be ordered as necessary through the given channel.

(2): This item has a Shelf Life of less than or equal to 24 months and must be ordered when you intend to accomplish the Service Bulletin.

(3): The components listed above are only necessary if the identification plate is not installed. The quantity of these items is to be ordered as required.

CONF 015

Components for task set A350-A-52-XX-P049-01000-93AA-A OPTION 1 - Modification of the Door Actuator in accordance with VSB

Procurement address	D4296	AIRBUS Material, Logistics and Suppliers Standard Parts Customer Order Fulfilment Phone: +49 (0) 40 50 76 40 02 E-mail: Please contact your Single Point Of Contact (SPOC) Internet: http://spares.airbus.com or via SPEC2000

NOTE(S)

For standard hardware the purchase order must be addressed to AIRBUS at the address given above. Quote the number of this Service Bulletin, the MSN and, if applicable the Retrofit Information Letter (RIL) reference.

ITEM	PART No.	QTY (UM)	KEYWORD	DRAWING	SEE NOTES
25	NSA9117M9F (D4296)	2	PLATE		(1) (2) (3)

NOTE(S)

Refer to the AIRBUS Ref. SM if you find part numbers of hardware components which you cannot identify. The SM will give you the correct part number to part number relationship.

(1): The components listed above are not an AIRBUS Kit, the required parts must be ordered as necessary through the given channel.

(2): This item has a Shelf Life of less than or equal to 24 months and must be ordered when you intend to accomplish the Service Bulletin.

(3): The components listed above are only necessary if the identification plate is not installed. The quantity of these items is to be ordered as required.

Components for task set A350-A-52-XX-P049-01000-93AB-A OPTION 2 - Replacement of the Door Actuator as per AMM

Procurement address	D4296	AIRBUS Material, Logistics and Suppliers Standard Parts Customer Order Fulfilment Phone: +49 (0) 40 50 76 40 02 E-mail: Please contact your Single Point Of Contact (SPOC)

		Internet: http://spares.airbus.com or via SPEC2000
NOTE(S)		
For standard hardware the purchase order must be addressed to AIRBUS at the address given above. Quote the number of this Service Bulletin, the MSN and, if applicable the Retrofit Information Letter (RIL) reference.		

ITEM	PART No.	QTY (UM)	KEYWORD	DRAWING	SEE NOTES
25	NSA9117M9F (D4296)	2	PLATE		(1) (2) (3)
NOTE(S)					
Refer to the AIRBUS Ref. SM if you find part numbers of hardware components which you cannot identify. The SM will give you the correct part number to part number relationship.					
(1): The components listed above are not an AIRBUS Kit, the required parts must be ordered as necessary through the given channel.					
(2): This item has a Shelf Life of less than or equal to 24 months and must be ordered when you intend to accomplish the Service Bulletin.					
(3): The components listed above are only necessary if the identification plate is not installed. The quantity of these items is to be ordered as required.					

CONF 016

Components for task set A350-A-52-XX-P049-01000-93AA-A OPTION 1 - Modification of the Door Actuator in accordance with VSB

Procurement address	D4296	AIRBUS Material, Logistics and Suppliers Standard Parts Customer Order Fulfilment Phone: +49 (0) 40 50 76 40 02 E-mail: Please contact your Single Point Of Contact (SPOC) Internet: http://spares.airbus.com or via SPEC2000
NOTE(S)		
For standard hardware the purchase order must be addressed to AIRBUS at the address given above. Quote the number of this Service Bulletin, the MSN and, if applicable the Retrofit Information Letter (RIL) reference.		

ITEM	PART No.	QTY (UM)	KEYWORD	DRAWING	SEE NOTES
25	NSA9117M9F (D4296)	3	PLATE		(1) (2) (3)
NOTE(S)					
Refer to the AIRBUS Ref. SM if you find part numbers of hardware components which you cannot identify. The SM will give you the correct part number to part number relationship.					
(1): The components listed above are not an AIRBUS Kit, the required parts must be ordered as necessary through the given channel.					
(2): This item has a Shelf Life of less than or equal to 24 months and must be ordered when you intend to accomplish the Service Bulletin.					
(3): The components listed above are only necessary if the identification plate is not installed. The quantity of these items is to be ordered as required.					

Components for task set A350-A-52-XX-P049-01000-93AB-A OPTION 2 - Replacement of the Door Actuator as per AMM

Procurement address	D4296	AIRBUS Material, Logistics and Suppliers Standard Parts Customer Order Fulfilment Phone: +49 (0) 40 50 76 40 02 E-mail: Please contact your Single Point Of Contact (SPOC) Internet: http://spares.airbus.com or via SPEC2000
NOTE(S)		
For standard hardware the purchase order must be addressed to AIRBUS at the address given above. Quote the number of this Service Bulletin, the MSN and, if applicable the Retrofit Information Letter (RIL) reference.		

ITEM	PART No.	QTY (UM)	KEYWORD	DRAWING	SEE NOTES
25	NSA9117M9F (D4296)	3	PLATE		(1) (2) (3)
NOTE(S)					
Refer to the AIRBUS Ref. SM if you find part numbers of hardware components which you cannot identify. The SM will give you the correct part number to part number relationship.					
(1): The components listed above are not an AIRBUS Kit, the required parts must be ordered as necessary through the given channel.					
(2): This item has a Shelf Life of less than or equal to 24 months and must be ordered when you intend to accomplish the Service Bulletin.					
(3): The components listed above are only necessary if the identification plate is not installed. The quantity of these items is to be ordered as required.					

CONF 017

Components for task set A350-A-52-XX-P049-01000-93AA-A OPTION 1 - Modification of the Door Actuator in accordance with VSB

Procurement address	D4296	AIRBUS Material, Logistics and Suppliers Standard Parts Customer Order Fulfilment Phone: +49 (0) 40 50 76 40 02 E-mail: Please contact your Single Point Of Contact (SPOC) Internet: http://spares.airbus.com or via SPEC2000
NOTE(S)		
For standard hardware the purchase order must be addressed to AIRBUS at the address given above. Quote the number of this Service Bulletin, the MSN and, if applicable the Retrofit Information Letter (RIL) reference.		

ITEM	PART No.	QTY (UM)	KEYWORD	DRAWING	SEE NOTES
25	NSA9117M9F (D4296)	5	PLATE		(1) (2) (3)
NOTE(S)					
Refer to the AIRBUS Ref. SM if you find part numbers of hardware components which you cannot identify. The SM will give you the correct part number to part number relationship.					

ITEM	PART No.	QTY (UM)	KEYWORD	DRAWING	SEE NOTES
(1): The components listed above are not an AIRBUS Kit, the required parts must be ordered as necessary through the given channel.					
(2): This item has a Shelf Life of less than or equal to 24 months and must be ordered when you intend to accomplish the Service Bulletin.					
(3): The components listed above are only necessary if the identification plate is not installed. The quantity of these items is to be ordered as required.					

Components for task set A350-A-52-XX-P049-01000-93AB-A OPTION 2 - Replacement of the Door Actuator as per AMM

Procurement address	D4296	AIRBUS Material, Logistics and Suppliers Standard Parts Customer Order Fulfilment Phone: +49 (0) 40 50 76 40 02 E-mail: Please contact your Single Point Of Contact (SPOC) Internet: http://spares.airbus.com or via SPEC2000
NOTE(S)		
For standard hardware the purchase order must be addressed to AIRBUS at the address given above. Quote the number of this Service Bulletin, the MSN and, if applicable the Retrofit Information Letter (RIL) reference.		

ITEM	PART No.	QTY (UM)	KEYWORD	DRAWING	SEE NOTES
25	NSA9117M9F (D4296)	5	PLATE		(1) (2) (3)
NOTE(S)					
Refer to the AIRBUS Ref. SM if you find part numbers of hardware components which you cannot identify. The SM will give you the correct part number to part number relationship.					
(1): The components listed above are not an AIRBUS Kit, the required parts must be ordered as necessary through the given channel.					
(2): This item has a Shelf Life of less than or equal to 24 months and must be ordered when you intend to accomplish the Service Bulletin.					
(3): The components listed above are only necessary if the identification plate is not installed. The quantity of these items is to be ordered as required.					

CONF 018

Components for task set A350-A-52-XX-P049-01000-93AA-A OPTION 1 - Modification of the Door Actuator in accordance with VSB

Procurement address	D4296	AIRBUS Material, Logistics and Suppliers Standard Parts Customer Order Fulfilment Phone: +49 (0) 40 50 76 40 02 E-mail: Please contact your Single Point Of Contact (SPOC) Internet: http://spares.airbus.com or via SPEC2000
NOTE(S)		
For standard hardware the purchase order must be addressed to AIRBUS at the address given above. Quote the number of this Service Bulletin, the MSN and, if applicable the Retrofit Information Letter (RIL) reference.		

ITEM	PART No.	QTY (UM)	KEYWORD	DRAWING	SEE NOTES
25	NSA9117M9F (D4296)	1	PLATE		(1) (2) (3)

NOTE(S)	
	Refer to the AIRBUS Ref. SM if you find part numbers of hardware components which you cannot identify. The SM will give you the correct part number to part number relationship.
(1):	The components listed above are not an AIRBUS Kit, the required parts must be ordered as necessary through the given channel.
(2):	This item has a Shelf Life of less than or equal to 24 months and must be ordered when you intend to accomplish the Service Bulletin.
(3):	The components listed above are only necessary if the identification plate is not installed. The quantity of these items is to be ordered as required.

Components for task set A350-A-52-XX-P049-01000-93AB-A OPTION 2 - Replacement of the Door Actuator as per AMM

Procurement address	D4296	AIRBUS Material, Logistics and Suppliers Standard Parts Customer Order Fulfilment Phone: +49 (0) 40 50 76 40 02 E-mail: Please contact your Single Point Of Contact (SPOC) Internet: http://spares.airbus.com or via SPEC2000

NOTE(S)
For standard hardware the purchase order must be addressed to AIRBUS at the address given above. Quote the number of this Service Bulletin, the MSN and, if applicable the Retrofit Information Letter (RIL) reference.

ITEM	PART No.	QTY (UM)	KEYWORD	DRAWING	SEE NOTES
25	NSA9117M9F (D4296)	1	PLATE		(1) (2) (3)

NOTE(S)	
	Refer to the AIRBUS Ref. SM if you find part numbers of hardware components which you cannot identify. The SM will give you the correct part number to part number relationship.
(1):	The components listed above are not an AIRBUS Kit, the required parts must be ordered as necessary through the given channel.
(2):	This item has a Shelf Life of less than or equal to 24 months and must be ordered when you intend to accomplish the Service Bulletin.
(3):	The components listed above are only necessary if the identification plate is not installed. The quantity of these items is to be ordered as required.

CONF 019

Components for task set A350-A-52-XX-P049-01000-93AA-A OPTION 1 - Modification of the Door Actuator in accordance with VSB

Procurement address	D4296	AIRBUS Material, Logistics and Suppliers Standard Parts Customer Order Fulfilment Phone: +49 (0) 40 50 76 40 02 E-mail: Please contact your Single Point Of Contact (SPOC)

		Internet: http://spares.airbus.com or via SPEC2000

NOTE(S)
For standard hardware the purchase order must be addressed to AIRBUS at the address given above. Quote the number of this Service Bulletin, the MSN and, if applicable the Retrofit Information Letter (RIL) reference.

ITEM	PART No.	QTY (UM)	KEYWORD	DRAWING	SEE NOTES
25	NSA9117M9F (D4296)	7	PLATE		(1) (2) (3)

NOTE(S)	
	Refer to the AIRBUS Ref. SM if you find part numbers of hardware components which you cannot identify. The SM will give you the correct part number to part number relationship.
(1):	The components listed above are not an AIRBUS Kit, the required parts must be ordered as necessary through the given channel.
(2):	This item has a Shelf Life of less than or equal to 24 months and must be ordered when you intend to accomplish the Service Bulletin.
(3):	The components listed above are only necessary if the identification plate is not installed. The quantity of these items is to be ordered as required.

Components for task set A350-A-52-XX-P049-01000-93AB-A OPTION 2 - Replacement of the Door Actuator as per AMM

Procurement address	D4296	AIRBUS Material, Logistics and Suppliers Standard Parts Customer Order Fulfilment Phone: +49 (0) 40 50 76 40 02 E-mail: Please contact your Single Point Of Contact (SPOC) Internet: http://spares.airbus.com or via SPEC2000

NOTE(S)
For standard hardware the purchase order must be addressed to AIRBUS at the address given above. Quote the number of this Service Bulletin, the MSN and, if applicable the Retrofit Information Letter (RIL) reference.

ITEM	PART No.	QTY (UM)	KEYWORD	DRAWING	SEE NOTES
25	NSA9117M9F (D4296)	7	PLATE		(1) (2) (3)

NOTE(S)	
	Refer to the AIRBUS Ref. SM if you find part numbers of hardware components which you cannot identify. The SM will give you the correct part number to part number relationship.
(1):	The components listed above are not an AIRBUS Kit, the required parts must be ordered as necessary through the given channel.
(2):	This item has a Shelf Life of less than or equal to 24 months and must be ordered when you intend to accomplish the Service Bulletin.
(3):	The components listed above are only necessary if the identification plate is not installed. The quantity of these items is to be ordered as required.

CONF 020

Components for task set A350-A-52-XX-P049-01000-93AA-A OPTION 1 - Modification of the Door Actuator in accordance with VSB

Procurement address	D4296	AIRBUS Material, Logistics and Suppliers Standard Parts Customer Order Fulfilment Phone: +49 (0) 40 50 76 40 02 E-mail: Please contact your Single Point Of Contact (SPOC) Internet: http://spares.airbus.com or via SPEC2000

NOTE(S)

For standard hardware the purchase order must be addressed to AIRBUS at the address given above. Quote the number of this Service Bulletin, the MSN and, if applicable the Retrofit Information Letter (RIL) reference.

ITEM	PART No.	QTY (UM)	KEYWORD	DRAWING	SEE NOTES
25	NSA9117M9F (D4296)	1	PLATE		(1) (2) (3)

NOTE(S)

Refer to the AIRBUS Ref. SM if you find part numbers of hardware components which you cannot identify. The SM will give you the correct part number to part number relationship.

(1): The components listed above are not an AIRBUS Kit, the required parts must be ordered as necessary through the given channel.

(2): This item has a Shelf Life of less than or equal to 24 months and must be ordered when you intend to accomplish the Service Bulletin.

(3): The components listed above are only necessary if the identification plate is not installed. The quantity of these items is to be ordered as required.

Components for task set A350-A-52-XX-P049-01000-93AB-A OPTION 2 - Replacement of the Door Actuator as per AMM

Procurement address	D4296	AIRBUS Material, Logistics and Suppliers Standard Parts Customer Order Fulfilment Phone: +49 (0) 40 50 76 40 02 E-mail: Please contact your Single Point Of Contact (SPOC) Internet: http://spares.airbus.com or via SPEC2000

NOTE(S)

For standard hardware the purchase order must be addressed to AIRBUS at the address given above. Quote the number of this Service Bulletin, the MSN and, if applicable the Retrofit Information Letter (RIL) reference.

ITEM	PART No.	QTY (UM)	KEYWORD	DRAWING	SEE NOTES
25	NSA9117M9F (D4296)	1	PLATE		(1) (2) (3)

NOTE(S)

Refer to the AIRBUS Ref. SM if you find part numbers of hardware components which you cannot identify. The SM will give you the correct part number to part number relationship.

ITEM	PART No.	QTY (UM)	KEYWORD	DRAWING	SEE NOTES
(1): The components listed above are not an AIRBUS Kit, the required parts must be ordered as necessary through the given channel.					
(2): This item has a Shelf Life of less than or equal to 24 months and must be ordered when you intend to accomplish the Service Bulletin.					
(3): The components listed above are only necessary if the identification plate is not installed. The quantity of these items is to be ordered as required.					

CONF 021

Components for task set A350-A-52-XX-P049-01000-93AA-A OPTION 1 - Modification of the Door Actuator in accordance with VSB

Procurement address	D4296	AIRBUS Material, Logistics and Suppliers Standard Parts Customer Order Fulfilment Phone: +49 (0) 40 50 76 40 02 E-mail: Please contact your Single Point Of Contact (SPOC) Internet: http://spares.airbus.com or via SPEC2000
NOTE(S)		
For standard hardware the purchase order must be addressed to AIRBUS at the address given above. Quote the number of this Service Bulletin, the MSN and, if applicable the Retrofit Information Letter (RIL) reference.		

ITEM	PART No.	QTY (UM)	KEYWORD	DRAWING	SEE NOTES
25	NSA9117M9F (D4296)	4	PLATE		(1) (2) (3)
NOTE(S)					
Refer to the AIRBUS Ref. SM if you find part numbers of hardware components which you cannot identify. The SM will give you the correct part number to part number relationship.					
(1): The components listed above are not an AIRBUS Kit, the required parts must be ordered as necessary through the given channel.					
(2): This item has a Shelf Life of less than or equal to 24 months and must be ordered when you intend to accomplish the Service Bulletin.					
(3): The components listed above are only necessary if the identification plate is not installed. The quantity of these items is to be ordered as required.					

Components for task set A350-A-52-XX-P049-01000-93AB-A OPTION 2 - Replacement of the Door Actuator as per AMM

Procurement address	D4296	AIRBUS Material, Logistics and Suppliers Standard Parts Customer Order Fulfilment Phone: +49 (0) 40 50 76 40 02 E-mail: Please contact your Single Point Of Contact (SPOC) Internet: http://spares.airbus.com or via SPEC2000
NOTE(S)		
For standard hardware the purchase order must be addressed to AIRBUS at the address given above. Quote the number of this Service Bulletin, the MSN and, if applicable the Retrofit Information Letter (RIL) reference.		

ITEM	PART No.	QTY (UM)	KEYWORD	DRAWING	SEE NOTES
25	NSA9117M9F (D4296)	4	PLATE		(1) (2) (3)

NOTE(S)

Refer to the AIRBUS Ref. SM if you find part numbers of hardware components which you cannot identify. The SM will give you the correct part number to part number relationship.

(1): The components listed above are not an AIRBUS Kit, the required parts must be ordered as necessary through the given channel.

(2): This item has a Shelf Life of less than or equal to 24 months and must be ordered when you intend to accomplish the Service Bulletin.

(3): The components listed above are only necessary if the identification plate is not installed. The quantity of these items is to be ordered as required.

CONF 022

Components for task set A350-A-52-XX-P049-01000-93AA-A OPTION 1 - Modification of the Door Actuator in accordance with VSB

Procurement address	D4296	AIRBUS Material, Logistics and Suppliers Standard Parts Customer Order Fulfilment Phone: +49 (0) 40 50 76 40 02 E-mail: Please contact your Single Point Of Contact (SPOC) Internet: http://spares.airbus.com or via SPEC2000

NOTE(S)

For standard hardware the purchase order must be addressed to AIRBUS at the address given above. Quote the number of this Service Bulletin, the MSN and, if applicable the Retrofit Information Letter (RIL) reference.

ITEM	PART No.	QTY (UM)	KEYWORD	DRAWING	SEE NOTES
25	NSA9117M9F (D4296)	3	PLATE		(1) (2) (3)

NOTE(S)

Refer to the AIRBUS Ref. SM if you find part numbers of hardware components which you cannot identify. The SM will give you the correct part number to part number relationship.

(1): The components listed above are not an AIRBUS Kit, the required parts must be ordered as necessary through the given channel.

(2): This item has a Shelf Life of less than or equal to 24 months and must be ordered when you intend to accomplish the Service Bulletin.

(3): The components listed above are only necessary if the identification plate is not installed. The quantity of these items is to be ordered as required.

Components for task set A350-A-52-XX-P049-01000-93AB-A OPTION 2 - Replacement of the Door Actuator as per AMM

Procurement address	D4296	AIRBUS Material, Logistics and Suppliers Standard Parts Customer Order Fulfilment Phone: +49 (0) 40 50 76 40 02 E-mail: Please contact your Single Point Of Contact (SPOC)

		Internet: http://spares.airbus.com or via SPEC2000
NOTE(S)		
For standard hardware the purchase order must be addressed to AIRBUS at the address given above. Quote the number of this Service Bulletin, the MSN and, if applicable the Retrofit Information Letter (RIL) reference.		

ITEM	PART No.	QTY (UM)	KEYWORD	DRAWING	SEE NOTES
25	NSA9117M9F (D4296)	3	PLATE		(1) (2) (3)
NOTE(S)					
Refer to the AIRBUS Ref. SM if you find part numbers of hardware components which you cannot identify. The SM will give you the correct part number to part number relationship.					
(1): The components listed above are not an AIRBUS Kit, the required parts must be ordered as necessary through the given channel.					
(2): This item has a Shelf Life of less than or equal to 24 months and must be ordered when you intend to accomplish the Service Bulletin.					
(3): The components listed above are only necessary if the identification plate is not installed. The quantity of these items is to be ordered as required.					

CONF 023

Components for task set A350-A-52-XX-P049-01000-93AA-A OPTION 1 - Modification of the Door Actuator in accordance with VSB

Procurement address	D4296	AIRBUS Material, Logistics and Suppliers Standard Parts Customer Order Fulfilment Phone: +49 (0) 40 50 76 40 02 E-mail: Please contact your Single Point Of Contact (SPOC) Internet: http://spares.airbus.com or via SPEC2000
NOTE(S)		
For standard hardware the purchase order must be addressed to AIRBUS at the address given above. Quote the number of this Service Bulletin, the MSN and, if applicable the Retrofit Information Letter (RIL) reference.		

ITEM	PART No.	QTY (UM)	KEYWORD	DRAWING	SEE NOTES
25	NSA9117M9F (D4296)	2	PLATE		(1) (2) (3)
NOTE(S)					
Refer to the AIRBUS Ref. SM if you find part numbers of hardware components which you cannot identify. The SM will give you the correct part number to part number relationship.					
(1): The components listed above are not an AIRBUS Kit, the required parts must be ordered as necessary through the given channel.					
(2): This item has a Shelf Life of less than or equal to 24 months and must be ordered when you intend to accomplish the Service Bulletin.					
(3): The components listed above are only necessary if the identification plate is not installed. The quantity of these items is to be ordered as required.					

Components for task set A350-A-52-XX-P049-01000-93AB-A OPTION 2 - Replacement of the Door Actuator as per AMM

Procurement address	D4296	AIRBUS Material, Logistics and Suppliers Standard Parts Customer Order Fulfilment Phone: +49 (0) 40 50 76 40 02 E-mail: Please contact your Single Point Of Contact (SPOC) Internet: http://spares.airbus.com or via SPEC2000
NOTE(S)		
For standard hardware the purchase order must be addressed to AIRBUS at the address given above. Quote the number of this Service Bulletin, the MSN and, if applicable the Retrofit Information Letter (RIL) reference.		

ITEM	PART No.	QTY (UM)	KEYWORD	DRAWING	SEE NOTES
25	NSA9117M9F (D4296)	2	PLATE		(1) (2) (3)
NOTE(S)					
Refer to the AIRBUS Ref. SM if you find part numbers of hardware components which you cannot identify. The SM will give you the correct part number to part number relationship.					
(1): The components listed above are not an AIRBUS Kit, the required parts must be ordered as necessary through the given channel.					
(2): This item has a Shelf Life of less than or equal to 24 months and must be ordered when you intend to accomplish the Service Bulletin.					
(3): The components listed above are only necessary if the identification plate is not installed. The quantity of these items is to be ordered as required.					

CONF 024

Components for task set A350-A-52-XX-P049-01000-93AA-A OPTION 1 - Modification of the Door Actuator in accordance with VSB

Procurement address	D4296	AIRBUS Material, Logistics and Suppliers Standard Parts Customer Order Fulfilment Phone: +49 (0) 40 50 76 40 02 E-mail: Please contact your Single Point Of Contact (SPOC) Internet: http://spares.airbus.com or via SPEC2000
NOTE(S)		
For standard hardware the purchase order must be addressed to AIRBUS at the address given above. Quote the number of this Service Bulletin, the MSN and, if applicable the Retrofit Information Letter (RIL) reference.		

ITEM	PART No.	QTY (UM)	KEYWORD	DRAWING	SEE NOTES
25	NSA9117M9F (D4296)	2	PLATE		(1) (2) (3)
NOTE(S)					
Refer to the AIRBUS Ref. SM if you find part numbers of hardware components which you cannot identify. The SM will give you the correct part number to part number relationship.					

ITEM	PART No.	QTY (UM)	KEYWORD	DRAWING	SEE NOTES
(1): The components listed above are not an AIRBUS Kit, the required parts must be ordered as necessary through the given channel.					
(2): This item has a Shelf Life of less than or equal to 24 months and must be ordered when you intend to accomplish the Service Bulletin.					
(3): The components listed above are only necessary if the identification plate is not installed. The quantity of these items is to be ordered as required.					

Components for task set A350-A-52-XX-P049-01000-93AB-A OPTION 2 - Replacement of the Door Actuator as per AMM

Procurement address	D4296	AIRBUS Material, Logistics and Suppliers Standard Parts Customer Order Fulfilment Phone: +49 (0) 40 50 76 40 02 E-mail: Please contact your Single Point Of Contact (SPOC) Internet: http://spares.airbus.com or via SPEC2000
NOTE(S)		
For standard hardware the purchase order must be addressed to AIRBUS at the address given above. Quote the number of this Service Bulletin, the MSN and, if applicable the Retrofit Information Letter (RIL) reference.		

ITEM	PART No.	QTY (UM)	KEYWORD	DRAWING	SEE NOTES
25	NSA9117M9F (D4296)	2	PLATE		(1) (2) (3)
NOTE(S)					
Refer to the AIRBUS Ref. SM if you find part numbers of hardware components which you cannot identify. The SM will give you the correct part number to part number relationship.					
(1): The components listed above are not an AIRBUS Kit, the required parts must be ordered as necessary through the given channel.					
(2): This item has a Shelf Life of less than or equal to 24 months and must be ordered when you intend to accomplish the Service Bulletin.					
(3): The components listed above are only necessary if the identification plate is not installed. The quantity of these items is to be ordered as required.					

CONF 025

Components for task set A350-A-52-XX-P049-01000-93AA-A OPTION 1 - Modification of the Door Actuator in accordance with VSB

Procurement address	D4296	AIRBUS Material, Logistics and Suppliers Standard Parts Customer Order Fulfilment Phone: +49 (0) 40 50 76 40 02 E-mail: Please contact your Single Point Of Contact (SPOC) Internet: http://spares.airbus.com or via SPEC2000
NOTE(S)		
For standard hardware the purchase order must be addressed to AIRBUS at the address given above. Quote the number of this Service Bulletin, the MSN and, if applicable the Retrofit Information Letter (RIL) reference.		

ITEM	PART No.	QTY (UM)	KEYWORD	DRAWING	SEE NOTES
25	NSA9117M9F (D4296)	8	PLATE		(1) (2) (3)

NOTE(S)	
	Refer to the AIRBUS Ref. SM if you find part numbers of hardware components which you cannot identify. The SM will give you the correct part number to part number relationship.
(1):	The components listed above are not an AIRBUS Kit, the required parts must be ordered as necessary through the given channel.
(2):	This item has a Shelf Life of less than or equal to 24 months and must be ordered when you intend to accomplish the Service Bulletin.
(3):	The components listed above are only necessary if the identification plate is not installed. The quantity of these items is to be ordered as required.

Components for task set A350-A-52-XX-P049-01000-93AB-A OPTION 2 - Replacement of the Door Actuator as per AMM

Procurement address	D4296	AIRBUS Material, Logistics and Suppliers Standard Parts Customer Order Fulfilment Phone: +49 (0) 40 50 76 40 02 E-mail: Please contact your Single Point Of Contact (SPOC) Internet: http://spares.airbus.com or via SPEC2000

NOTE(S)
For standard hardware the purchase order must be addressed to AIRBUS at the address given above. Quote the number of this Service Bulletin, the MSN and, if applicable the Retrofit Information Letter (RIL) reference.

ITEM	PART No.	QTY (UM)	KEYWORD	DRAWING	SEE NOTES
25	NSA9117M9F (D4296)	8	PLATE		(1) (2) (3)

NOTE(S)	
	Refer to the AIRBUS Ref. SM if you find part numbers of hardware components which you cannot identify. The SM will give you the correct part number to part number relationship.
(1):	The components listed above are not an AIRBUS Kit, the required parts must be ordered as necessary through the given channel.
(2):	This item has a Shelf Life of less than or equal to 24 months and must be ordered when you intend to accomplish the Service Bulletin.
(3):	The components listed above are only necessary if the identification plate is not installed. The quantity of these items is to be ordered as required.

CONF 026

Components for task set A350-A-52-XX-P049-01000-93AA-A OPTION 1 - Modification of the Door Actuator in accordance with VSB

Procurement address	D4296	AIRBUS Material, Logistics and Suppliers Standard Parts Customer Order Fulfilment Phone: +49 (0) 40 50 76 40 02 E-mail: Please contact your Single Point Of Contact (SPOC)

		Internet: http://spares.airbus.com or via SPEC2000

NOTE(S)
For standard hardware the purchase order must be addressed to AIRBUS at the address given above. Quote the number of this Service Bulletin, the MSN and, if applicable the Retrofit Information Letter (RIL) reference.

ITEM	PART No.	QTY (UM)	KEYWORD	DRAWING	SEE NOTES
25	NSA9117M9F (D4296)	7	PLATE		(1) (2) (3)

NOTE(S)	
	Refer to the AIRBUS Ref. SM if you find part numbers of hardware components which you cannot identify. The SM will give you the correct part number to part number relationship.
(1):	The components listed above are not an AIRBUS Kit, the required parts must be ordered as necessary through the given channel.
(2):	This item has a Shelf Life of less than or equal to 24 months and must be ordered when you intend to accomplish the Service Bulletin.
(3):	The components listed above are only necessary if the identification plate is not installed. The quantity of these items is to be ordered as required.

Components for task set A350-A-52-XX-P049-01000-93AB-A OPTION 2 - Replacement of the Door Actuator as per AMM

Procurement address	D4296	AIRBUS Material, Logistics and Suppliers Standard Parts Customer Order Fulfilment Phone: +49 (0) 40 50 76 40 02 E-mail: Please contact your Single Point Of Contact (SPOC) Internet: http://spares.airbus.com or via SPEC2000

NOTE(S)
For standard hardware the purchase order must be addressed to AIRBUS at the address given above. Quote the number of this Service Bulletin, the MSN and, if applicable the Retrofit Information Letter (RIL) reference.

ITEM	PART No.	QTY (UM)	KEYWORD	DRAWING	SEE NOTES
25	NSA9117M9F (D4296)	7	PLATE		(1) (2) (3)

NOTE(S)	
	Refer to the AIRBUS Ref. SM if you find part numbers of hardware components which you cannot identify. The SM will give you the correct part number to part number relationship.
(1):	The components listed above are not an AIRBUS Kit, the required parts must be ordered as necessary through the given channel.
(2):	This item has a Shelf Life of less than or equal to 24 months and must be ordered when you intend to accomplish the Service Bulletin.
(3):	The components listed above are only necessary if the identification plate is not installed. The quantity of these items is to be ordered as required.

CONF 001

Equipment for task set A350-A-52-XX-P049-01000-93AB-A OPTION 2 - Replacement of the Door Actuator as per AMM

Procurement address	F0221	RATIER FIGEAC Avenue Ratier 46100 FIGEAC CEDEX FRANCE Phone: +33 (5) 65 50 50 50 Fax: +33 (5) 65 50 51 15
NOTE(S)		
Vendor parts are to be procured from the address given above.		

ITEM	PART No.	QTY (UM)	KEYWORD	DRAWING	SEE NOTES
	FE396001003 (F0221)	8	ACTUATOR		(1) (2)
NOTE(S)					
(1): Procurement terms for the equipment must be negotiated with the equipment supplier.					
(2): The components listed above are not an AIRBUS Kit, the required parts must be ordered as necessary through the given channel.					

CONF 002

Equipment for task set A350-A-52-XX-P049-01000-93AB-A OPTION 2 - Replacement of the Door Actuator as per AMM

Procurement address	F0221	RATIER FIGEAC Avenue Ratier 46100 FIGEAC CEDEX FRANCE Phone: +33 (5) 65 50 50 50 Fax: +33 (5) 65 50 51 15
NOTE(S)		
Vendor parts are to be procured from the address given above.		

ITEM	PART No.	QTY (UM)	KEYWORD	DRAWING	SEE NOTES
	FE396001003 (F0221)	7	ACTUATOR		(1) (2)
NOTE(S)					
(1): Procurement terms for the equipment must be negotiated with the equipment supplier.					
(2): The components listed above are not an AIRBUS Kit, the required parts must be ordered as necessary through the given channel.					

CONF 003

Equipment for task set A350-A-52-XX-P049-01000-93AB-A OPTION 2 - Replacement of the Door Actuator as per AMM

Procurement address	F0221	RATIER FIGEAC Avenue Ratier 46100 FIGEAC CEDEX FRANCE Phone: +33 (5) 65 50 50 50

		Fax: +33 (5) 65 50 51 15
NOTE(S)		
Vendor parts are to be procured from the address given above.		

ITEM	PART No.	QTY (UM)	KEYWORD	DRAWING	SEE NOTES
	FE396001003 (F0221)	6	ACTUATOR		(1) (2)
NOTE(S)					
(1): Procurement terms for the equipment must be negotiated with the equipment supplier.					
(2): The components listed above are not an AIRBUS Kit, the required parts must be ordered as necessary through the given channel.					

CONF 004

Equipment for task set A350-A-52-XX-P049-01000-93AB-A OPTION 2 - Replacement of the Door Actuator as per AMM

Procurement address	F0221	RATIER FIGEAC Avenue Ratier 46100 FIGEAC CEDEX FRANCE Phone: +33 (5) 65 50 50 50 Fax: +33 (5) 65 50 51 15
NOTE(S)		
Vendor parts are to be procured from the address given above.		

ITEM	PART No.	QTY (UM)	KEYWORD	DRAWING	SEE NOTES
	FE396001003 (F0221)	5	ACTUATOR		(1) (2)
NOTE(S)					
(1): Procurement terms for the equipment must be negotiated with the equipment supplier.					
(2): The components listed above are not an AIRBUS Kit, the required parts must be ordered as necessary through the given channel.					

CONF 005

Equipment for task set A350-A-52-XX-P049-01000-93AB-A OPTION 2 - Replacement of the Door Actuator as per AMM

Procurement address	F0221	RATIER FIGEAC Avenue Ratier 46100 FIGEAC CEDEX FRANCE Phone: +33 (5) 65 50 50 50 Fax: +33 (5) 65 50 51 15
NOTE(S)		
Vendor parts are to be procured from the address given above.		

ITEM	PART No.	QTY (UM)	KEYWORD	DRAWING	SEE NOTES
	FE396001003 (F0221)	7	ACTUATOR		(1) (2)
NOTE(S)					
(1): Procurement terms for the equipment must be negotiated with the equipment supplier.					
(2): The components listed above are not an AIRBUS Kit, the required parts must be ordered as necessary through the given channel.					

CONF 006

Equipment for task set A350-A-52-XX-P049-01000-93AB-A OPTION 2 - Replacement of the Door Actuator as per AMM

Procurement address	F0221	RATIER FIGEAC Avenue Ratier 46100 FIGEAC CEDEX FRANCE Phone: +33 (5) 65 50 50 50 Fax: +33 (5) 65 50 51 15
NOTE(S)		
Vendor parts are to be procured from the address given above.		

ITEM	PART No.	QTY (UM)	KEYWORD	DRAWING	SEE NOTES
	FE396001003 (F0221)	6	ACTUATOR		(1) (2)
NOTE(S)					
(1): Procurement terms for the equipment must be negotiated with the equipment supplier.					
(2): The components listed above are not an AIRBUS Kit, the required parts must be ordered as necessary through the given channel.					

CONF 007

Equipment for task set A350-A-52-XX-P049-01000-93AB-A OPTION 2 - Replacement of the Door Actuator as per AMM

Procurement address	F0221	RATIER FIGEAC Avenue Ratier 46100 FIGEAC CEDEX FRANCE Phone: +33 (5) 65 50 50 50 Fax: +33 (5) 65 50 51 15
NOTE(S)		
Vendor parts are to be procured from the address given above.		

ITEM	PART No.	QTY (UM)	KEYWORD	DRAWING	SEE NOTES
	FE396001003 (F0221)	6	ACTUATOR		(1) (2)
NOTE(S)					
(1): Procurement terms for the equipment must be negotiated with the equipment supplier.					
(2): The components listed above are not an AIRBUS Kit, the required parts must be ordered as necessary through the given channel.					

CONF 008

Equipment for task set A350-A-52-XX-P049-01000-93AB-A OPTION 2 - Replacement of the Door Actuator as per AMM

Procurement address	F0221	RATIER FIGEAC Avenue Ratier 46100 FIGEAC CEDEX FRANCE Phone: +33 (5) 65 50 50 50 Fax: +33 (5) 65 50 51 15
NOTE(S)		
Vendor parts are to be procured from the address given above.		

ITEM	PART No.	QTY (UM)	KEYWORD	DRAWING	SEE NOTES
	FE396001003 (F0221)	7	ACTUATOR		(1) (2)
NOTE(S)					
(1): Procurement terms for the equipment must be negotiated with the equipment supplier.					
(2): The components listed above are not an AIRBUS Kit, the required parts must be ordered as necessary through the given channel.					

CONF 009

Equipment for task set A350-A-52-XX-P049-01000-93AB-A OPTION 2 - Replacement of the Door Actuator as per AMM

Procurement address	F0221	RATIER FIGEAC Avenue Ratier 46100 FIGEAC CEDEX FRANCE Phone: +33 (5) 65 50 50 50 Fax: +33 (5) 65 50 51 15
NOTE(S)		
Vendor parts are to be procured from the address given above.		

ITEM	PART No.	QTY (UM)	KEYWORD	DRAWING	SEE NOTES
	FE396001003 (F0221)	2	ACTUATOR		(1) (2)
NOTE(S)					
(1): Procurement terms for the equipment must be negotiated with the equipment supplier.					
(2): The components listed above are not an AIRBUS Kit, the required parts must be ordered as necessary through the given channel.					

CONF 010

Equipment for task set A350-A-52-XX-P049-01000-93AB-A OPTION 2 - Replacement of the Door Actuator as per AMM

Procurement address	F0221	RATIER FIGEAC Avenue Ratier 46100 FIGEAC CEDEX FRANCE Phone: +33 (5) 65 50 50 50

		Fax: +33 (5) 65 50 51 15
NOTE(S)		
Vendor parts are to be procured from the address given above.		

ITEM	PART No.	QTY (UM)	KEYWORD	DRAWING	SEE NOTES
	FE396001003 (F0221)	6	ACTUATOR		(1) (2)
NOTE(S)					
(1): Procurement terms for the equipment must be negotiated with the equipment supplier.					
(2): The components listed above are not an AIRBUS Kit, the required parts must be ordered as necessary through the given channel.					

CONF 011

Equipment for task set A350-A-52-XX-P049-01000-93AB-A OPTION 2 - Replacement of the Door Actuator as per AMM

Procurement address	F0221	RATIER FIGEAC Avenue Ratier 46100 FIGEAC CEDEX FRANCE Phone: +33 (5) 65 50 50 50 Fax: +33 (5) 65 50 51 15
NOTE(S)		
Vendor parts are to be procured from the address given above.		

ITEM	PART No.	QTY (UM)	KEYWORD	DRAWING	SEE NOTES
	FE396001003 (F0221)	7	ACTUATOR		(1) (2)
NOTE(S)					
(1): Procurement terms for the equipment must be negotiated with the equipment supplier.					
(2): The components listed above are not an AIRBUS Kit, the required parts must be ordered as necessary through the given channel.					

CONF 012

Equipment for task set A350-A-52-XX-P049-01000-93AB-A OPTION 2 - Replacement of the Door Actuator as per AMM

Procurement address	F0221	RATIER FIGEAC Avenue Ratier 46100 FIGEAC CEDEX FRANCE Phone: +33 (5) 65 50 50 50 Fax: +33 (5) 65 50 51 15
NOTE(S)		
Vendor parts are to be procured from the address given above.		

ITEM	PART No.	QTY (UM)	KEYWORD	DRAWING	SEE NOTES
	FE396001003 (F0221)	7	ACTUATOR		(1) (2)
NOTE(S)					
(1): Procurement terms for the equipment must be negotiated with the equipment supplier.					
(2): The components listed above are not an AIRBUS Kit, the required parts must be ordered as necessary through the given channel.					

CONF 013

Equipment for task set A350-A-52-XX-P049-01000-93AB-A OPTION 2 - Replacement of the Door Actuator as per AMM

Procurement address	F0221	RATIER FIGEAC Avenue Ratier 46100 FIGEAC CEDEX FRANCE Phone: +33 (5) 65 50 50 50 Fax: +33 (5) 65 50 51 15
NOTE(S)		
Vendor parts are to be procured from the address given above.		

ITEM	PART No.	QTY (UM)	KEYWORD	DRAWING	SEE NOTES
	FE396001003 (F0221)	7	ACTUATOR		(1) (2)
NOTE(S)					
(1): Procurement terms for the equipment must be negotiated with the equipment supplier.					
(2): The components listed above are not an AIRBUS Kit, the required parts must be ordered as necessary through the given channel.					

CONF 014

Equipment for task set A350-A-52-XX-P049-01000-93AB-A OPTION 2 - Replacement of the Door Actuator as per AMM

Procurement address	F0221	RATIER FIGEAC Avenue Ratier 46100 FIGEAC CEDEX FRANCE Phone: +33 (5) 65 50 50 50 Fax: +33 (5) 65 50 51 15
NOTE(S)		
Vendor parts are to be procured from the address given above.		

ITEM	PART No.	QTY (UM)	KEYWORD	DRAWING	SEE NOTES
	FE396001003 (F0221)	4	ACTUATOR		(1) (2)
NOTE(S)					
(1): Procurement terms for the equipment must be negotiated with the equipment supplier.					
(2): The components listed above are not an AIRBUS Kit, the required parts must be ordered as necessary through the given channel.					

CONF 015

Equipment for task set A350-A-52-XX-P049-01000-93AB-A OPTION 2 - Replacement of the Door Actuator as per AMM

Procurement address	F0221	RATIER FIGEAC Avenue Ratier 46100 FIGEAC CEDEX FRANCE Phone: +33 (5) 65 50 50 50 Fax: +33 (5) 65 50 51 15
NOTE(S)		
Vendor parts are to be procured from the address given above.		

ITEM	PART No.	QTY (UM)	KEYWORD	DRAWING	SEE NOTES
	FE396001003 (F0221)	2	ACTUATOR		(1) (2)
NOTE(S)					
(1): Procurement terms for the equipment must be negotiated with the equipment supplier.					
(2): The components listed above are not an AIRBUS Kit, the required parts must be ordered as necessary through the given channel.					

CONF 016

Equipment for task set A350-A-52-XX-P049-01000-93AB-A OPTION 2 - Replacement of the Door Actuator as per AMM

Procurement address	F0221	RATIER FIGEAC Avenue Ratier 46100 FIGEAC CEDEX FRANCE Phone: +33 (5) 65 50 50 50 Fax: +33 (5) 65 50 51 15
NOTE(S)		
Vendor parts are to be procured from the address given above.		

ITEM	PART No.	QTY (UM)	KEYWORD	DRAWING	SEE NOTES
	FE396001003 (F0221)	3	ACTUATOR		(1) (2)
NOTE(S)					
(1): Procurement terms for the equipment must be negotiated with the equipment supplier.					
(2): The components listed above are not an AIRBUS Kit, the required parts must be ordered as necessary through the given channel.					

CONF 017

Equipment for task set A350-A-52-XX-P049-01000-93AB-A OPTION 2 - Replacement of the Door Actuator as per AMM

Procurement address	F0221	RATIER FIGEAC Avenue Ratier 46100 FIGEAC CEDEX FRANCE Phone: +33 (5) 65 50 50 50

		Fax: +33 (5) 65 50 51 15
NOTE(S)		
Vendor parts are to be procured from the address given above.		

ITEM	PART No.	QTY (UM)	KEYWORD	DRAWING	SEE NOTES
	FE396001003 (F0221)	5	ACTUATOR		(1) (2)
NOTE(S)					
(1): Procurement terms for the equipment must be negotiated with the equipment supplier.					
(2): The components listed above are not an AIRBUS Kit, the required parts must be ordered as necessary through the given channel.					

CONF 018

Equipment for task set A350-A-52-XX-P049-01000-93AB-A OPTION 2 - Replacement of the Door Actuator as per AMM

Procurement address	F0221	RATIER FIGEAC Avenue Ratier 46100 FIGEAC CEDEX FRANCE Phone: +33 (5) 65 50 50 50 Fax: +33 (5) 65 50 51 15
NOTE(S)		
Vendor parts are to be procured from the address given above.		

ITEM	PART No.	QTY (UM)	KEYWORD	DRAWING	SEE NOTES
	FE396001003 (F0221)	1	ACTUATOR		(1) (2)
NOTE(S)					
(1): Procurement terms for the equipment must be negotiated with the equipment supplier.					
(2): The components listed above are not an AIRBUS Kit, the required parts must be ordered as necessary through the given channel.					

CONF 019

Equipment for task set A350-A-52-XX-P049-01000-93AB-A OPTION 2 - Replacement of the Door Actuator as per AMM

Procurement address	F0221	RATIER FIGEAC Avenue Ratier 46100 FIGEAC CEDEX FRANCE Phone: +33 (5) 65 50 50 50 Fax: +33 (5) 65 50 51 15
NOTE(S)		
Vendor parts are to be procured from the address given above.		

ITEM	PART No.	QTY (UM)	KEYWORD	DRAWING	SEE NOTES
	FE396001003 (F0221)	7	ACTUATOR		(1) (2)
NOTE(S)					
(1): Procurement terms for the equipment must be negotiated with the equipment supplier.					
(2): The components listed above are not an AIRBUS Kit, the required parts must be ordered as necessary through the given channel.					

CONF 020

Equipment for task set A350-A-52-XX-P049-01000-93AB-A OPTION 2 - Replacement of the Door Actuator as per AMM

Procurement address	F0221	RATIER FIGEAC Avenue Ratier 46100 FIGEAC CEDEX FRANCE Phone: +33 (5) 65 50 50 50 Fax: +33 (5) 65 50 51 15
NOTE(S)		
Vendor parts are to be procured from the address given above.		

ITEM	PART No.	QTY (UM)	KEYWORD	DRAWING	SEE NOTES
	FE396001003 (F0221)	1	ACTUATOR		(1) (2)
NOTE(S)					
(1): Procurement terms for the equipment must be negotiated with the equipment supplier.					
(2): The components listed above are not an AIRBUS Kit, the required parts must be ordered as necessary through the given channel.					

CONF 021

Equipment for task set A350-A-52-XX-P049-01000-93AB-A OPTION 2 - Replacement of the Door Actuator as per AMM

Procurement address	F0221	RATIER FIGEAC Avenue Ratier 46100 FIGEAC CEDEX FRANCE Phone: +33 (5) 65 50 50 50 Fax: +33 (5) 65 50 51 15
NOTE(S)		
Vendor parts are to be procured from the address given above.		

ITEM	PART No.	QTY (UM)	KEYWORD	DRAWING	SEE NOTES
	FE396001003 (F0221)	4	ACTUATOR		(1) (2)
NOTE(S)					
(1): Procurement terms for the equipment must be negotiated with the equipment supplier.					
(2): The components listed above are not an AIRBUS Kit, the required parts must be ordered as necessary through the given channel.					

CONF 022

Equipment for task set A350-A-52-XX-P049-01000-93AB-A OPTION 2 - Replacement of the Door Actuator as per AMM

Procurement address	F0221	RATIER FIGEAC Avenue Ratier 46100 FIGEAC CEDEX FRANCE Phone: +33 (5) 65 50 50 50 Fax: +33 (5) 65 50 51 15
NOTE(S)		
Vendor parts are to be procured from the address given above.		

ITEM	PART No.	QTY (UM)	KEYWORD	DRAWING	SEE NOTES
	FE396001003 (F0221)	3	ACTUATOR		(1) (2)
NOTE(S)					
(1): Procurement terms for the equipment must be negotiated with the equipment supplier.					
(2): The components listed above are not an AIRBUS Kit, the required parts must be ordered as necessary through the given channel.					

CONF 023

Equipment for task set A350-A-52-XX-P049-01000-93AB-A OPTION 2 - Replacement of the Door Actuator as per AMM

Procurement address	F0221	RATIER FIGEAC Avenue Ratier 46100 FIGEAC CEDEX FRANCE Phone: +33 (5) 65 50 50 50 Fax: +33 (5) 65 50 51 15
NOTE(S)		
Vendor parts are to be procured from the address given above.		

ITEM	PART No.	QTY (UM)	KEYWORD	DRAWING	SEE NOTES
	FE396001003 (F0221)	2	ACTUATOR		(1) (2)
NOTE(S)					
(1): Procurement terms for the equipment must be negotiated with the equipment supplier.					
(2): The components listed above are not an AIRBUS Kit, the required parts must be ordered as necessary through the given channel.					

CONF 024

Equipment for task set A350-A-52-XX-P049-01000-93AB-A OPTION 2 - Replacement of the Door Actuator as per AMM

Procurement address	F0221	RATIER FIGEAC Avenue Ratier 46100 FIGEAC CEDEX FRANCE Phone: +33 (5) 65 50 50 50

		Fax: +33 (5) 65 50 51 15
NOTE(S)		
Vendor parts are to be procured from the address given above.		

ITEM	PART No.	QTY (UM)	KEYWORD	DRAWING	SEE NOTES
	FE396001003 (F0221)	2	ACTUATOR		(1) (2)
NOTE(S)					
(1): Procurement terms for the equipment must be negotiated with the equipment supplier.					
(2): The components listed above are not an AIRBUS Kit, the required parts must be ordered as necessary through the given channel.					

CONF 025

Equipment for task set A350-A-52-XX-P049-01000-93AB-A OPTION 2 - Replacement of the Door Actuator as per AMM

Procurement address	F0221	RATIER FIGEAC Avenue Ratier 46100 FIGEAC CEDEX FRANCE Phone: +33 (5) 65 50 50 50 Fax: +33 (5) 65 50 51 15
NOTE(S)		
Vendor parts are to be procured from the address given above.		

ITEM	PART No.	QTY (UM)	KEYWORD	DRAWING	SEE NOTES
	FE396001003 (F0221)	8	ACTUATOR		(1) (2)
NOTE(S)					
(1): Procurement terms for the equipment must be negotiated with the equipment supplier.					
(2): The components listed above are not an AIRBUS Kit, the required parts must be ordered as necessary through the given channel.					

CONF 026

Equipment for task set A350-A-52-XX-P049-01000-93AB-A OPTION 2 - Replacement of the Door Actuator as per AMM

Procurement address	F0221	RATIER FIGEAC Avenue Ratier 46100 FIGEAC CEDEX FRANCE Phone: +33 (5) 65 50 50 50 Fax: +33 (5) 65 50 51 15
NOTE(S)		
Vendor parts are to be procured from the address given above.		

ITEM	PART No.	QTY (UM)	KEYWORD	DRAWING	SEE NOTES
	FE396001003 (F0221)	7	ACTUATOR		(1) (2)

NOTE(S)

(1): Procurement terms for the equipment must be negotiated with the equipment supplier.

(2): The components listed above are not an AIRBUS Kit, the required parts must be ordered as necessary through the given channel.

CONF 001

Referenced parts for task set A350-A-52-XX-P049-01000-93AA-A OPTION 1 - Modification of the Door Actuator in accordance with VSB

To accomplish this Service Bulletin it is necessary to use the expendable parts listed in:

Ref. MP A350-A-52-11-73-A6ZZZ-720Z-A

Ref. MP A350-A-52-12-73-A6ZZZ-720Z-A

Ref. MP A350-A-52-13-73-A6ZZZ-720Z-A

Referenced parts for task set A350-A-52-XX-P049-01000-93AB-A OPTION 2 - Replacement of the Door Actuator as per AMM

To accomplish this Service Bulletin it is necessary to use the expendable parts listed in:

Ref. MP A350-A-52-11-73-A6ZZZ-720Z-A

Ref. MP A350-A-52-12-73-A6ZZZ-720Z-A

Ref. MP A350-A-52-13-73-A6ZZZ-720Z-A

CONF 002

Referenced parts for task set A350-A-52-XX-P049-01000-93AA-A OPTION 1 - Modification of the Door Actuator in accordance with VSB

To accomplish this Service Bulletin it is necessary to use the expendable parts listed in:

Ref. MP A350-A-52-11-73-A6ZZZ-720Z-A

Ref. MP A350-A-52-12-73-A6ZZZ-720Z-A

Ref. MP A350-A-52-13-73-A6ZZZ-720Z-A

Referenced parts for task set A350-A-52-XX-P049-01000-93AB-A OPTION 2 - Replacement of the Door Actuator as per AMM

To accomplish this Service Bulletin it is necessary to use the expendable parts listed in:

Ref. MP A350-A-52-11-73-A6ZZZ-720Z-A

Ref. MP A350-A-52-12-73-A6ZZZ-720Z-A

Ref. MP A350-A-52-13-73-A6ZZZ-720Z-A

CONF 003

Referenced parts for task set A350-A-52-XX-P049-01000-93AA-A OPTION 1 - Modification of the Door Actuator in accordance with VSB

To accomplish this Service Bulletin it is necessary to use the expendable parts listed in:

Ref. MP A350-A-52-11-73-A6ZZZ-720Z-A

Ref. MP A350-A-52-12-73-A6ZZZ-720Z-A

Referenced parts for task set A350-A-52-XX-P049-01000-93AB-A OPTION 2 - Replacement of the Door Actuator as per AMM

To accomplish this Service Bulletin it is necessary to use the expendable parts listed in:

Ref. MP A350-A-52-11-73-A6ZZZ-720Z-A

Ref. MP A350-A-52-12-73-A6ZZZ-720Z-A

CONF 004

Referenced parts for task set A350-A-52-XX-P049-01000-93AA-A OPTION 1 - Modification of the Door Actuator in accordance with VSB

To accomplish this Service Bulletin it is necessary to use the expendable parts listed in:

Ref. MP A350-A-52-12-73-A6ZZZ-720Z-A

Ref. MP A350-A-52-13-73-A6ZZZ-720Z-A

Referenced parts for task set A350-A-52-XX-P049-01000-93AB-A OPTION 2 - Replacement of the Door Actuator as per AMM

To accomplish this Service Bulletin it is necessary to use the expendable parts listed in:

Ref. MP A350-A-52-12-73-A6ZZZ-720Z-A

Ref. MP A350-A-52-13-73-A6ZZZ-720Z-A

CONF 005

Referenced parts for task set A350-A-52-XX-P049-01000-93AA-A OPTION 1 - Modification of the Door Actuator in accordance with VSB

To accomplish this Service Bulletin it is necessary to use the expendable parts listed in:

Ref. MP A350-A-52-11-73-A6ZZZ-720Z-A

Ref. MP A350-A-52-12-73-A6ZZZ-720Z-A

Ref. MP A350-A-52-13-73-A6ZZZ-720Z-A

Referenced parts for task set A350-A-52-XX-P049-01000-93AB-A OPTION 2 - Replacement of the Door Actuator as per AMM

To accomplish this Service Bulletin it is necessary to use the expendable parts listed in:

Ref. MP A350-A-52-11-73-A6ZZZ-720Z-A

Ref. MP A350-A-52-12-73-A6ZZZ-720Z-A

Ref. MP A350-A-52-13-73-A6ZZZ-720Z-A

CONF 006

Referenced parts for task set A350-A-52-XX-P049-01000-93AA-A OPTION 1 - Modification of the Door Actuator in accordance with VSB

To accomplish this Service Bulletin it is necessary to use the expendable parts listed in:

Ref. MP A350-A-52-11-73-A6ZZZ-720Z-A

Ref. MP A350-A-52-12-73-A6ZZZ-720Z-A

Ref. MP A350-A-52-13-73-A6ZZZ-720Z-A

Referenced parts for task set A350-A-52-XX-P049-01000-93AB-A OPTION 2 - Replacement of the Door Actuator as per AMM

To accomplish this Service Bulletin it is necessary to use the expendable parts listed in:

Ref. MP A350-A-52-11-73-A6ZZZ-720Z-A

Ref. MP A350-A-52-12-73-A6ZZZ-720Z-A

Ref. MP A350-A-52-13-73-A6ZZZ-720Z-A

CONF 007

Referenced parts for task set A350-A-52-XX-P049-01000-93AA-A OPTION 1 - Modification of the Door Actuator in accordance with VSB

To accomplish this Service Bulletin it is necessary to use the expendable parts listed in:

Ref. MP A350-A-52-11-73-A6ZZZ-720Z-A

Ref. MP A350-A-52-12-73-A6ZZZ-720Z-A

Ref. MP A350-A-52-13-73-A6ZZZ-720Z-A

Referenced parts for task set A350-A-52-XX-P049-01000-93AB-A OPTION 2 - Replacement of the Door Actuator as per AMM

To accomplish this Service Bulletin it is necessary to use the expendable parts listed in:

Ref. MP A350-A-52-11-73-A6ZZZ-720Z-A

Ref. MP A350-A-52-12-73-A6ZZZ-720Z-A

Ref. MP A350-A-52-13-73-A6ZZZ-720Z-A

CONF 008

Referenced parts for task set A350-A-52-XX-P049-01000-93AA-A OPTION 1 - Modification of the Door Actuator in accordance with VSB

To accomplish this Service Bulletin it is necessary to use the expendable parts listed in:

Ref. MP A350-A-52-11-73-A6ZZZ-720Z-A

Ref. MP A350-A-52-12-73-A6ZZZ-720Z-A

Ref. MP A350-A-52-13-73-A6ZZZ-720Z-A

Referenced parts for task set A350-A-52-XX-P049-01000-93AB-A OPTION 2 - Replacement of the Door Actuator as per AMM

To accomplish this Service Bulletin it is necessary to use the expendable parts listed in:

Ref. MP A350-A-52-11-73-A6ZZZ-720Z-A

Ref. MP A350-A-52-12-73-A6ZZZ-720Z-A

Ref. MP A350-A-52-13-73-A6ZZZ-720Z-A

CONF 009

Referenced parts for task set A350-A-52-XX-P049-01000-93AA-A OPTION 1 - Modification of the Door Actuator in accordance with VSB

To accomplish this Service Bulletin it is necessary to use the expendable parts listed in:

Ref. MP A350-A-52-13-73-A6ZZZ-720Z-A

Referenced parts for task set A350-A-52-XX-P049-01000-93AB-A OPTION 2 - Replacement of the Door Actuator as per AMM

To accomplish this Service Bulletin it is necessary to use the expendable parts listed in:

Ref. MP A350-A-52-13-73-A6ZZZ-720Z-A

CONF 010

Referenced parts for task set A350-A-52-XX-P049-01000-93AA-A OPTION 1 - Modification of the Door Actuator in accordance with VSB

To accomplish this Service Bulletin it is necessary to use the expendable parts listed in:

Ref. MP A350-A-52-11-73-A6ZZZ-720Z-A

Ref. MP A350-A-52-12-73-A6ZZZ-720Z-A

Ref. MP A350-A-52-13-73-A6ZZZ-720Z-A

Referenced parts for task set A350-A-52-XX-P049-01000-93AB-A OPTION 2 - Replacement of the Door Actuator as per AMM

To accomplish this Service Bulletin it is necessary to use the expendable parts listed in:

Ref. MP A350-A-52-11-73-A6ZZZ-720Z-A

Ref. MP A350-A-52-12-73-A6ZZZ-720Z-A

Ref. MP A350-A-52-13-73-A6ZZZ-720Z-A

CONF 011

Referenced parts for task set A350-A-52-XX-P049-01000-93AA-A OPTION 1 - Modification of the Door Actuator in accordance with VSB

To accomplish this Service Bulletin it is necessary to use the expendable parts listed in:

Ref. MP A350-A-52-11-73-A6ZZZ-720Z-A

Ref. MP A350-A-52-12-73-A6ZZZ-720Z-A

Ref. MP A350-A-52-13-73-A6ZZZ-720Z-A

Referenced parts for task set A350-A-52-XX-P049-01000-93AB-A OPTION 2 - Replacement of the Door Actuator as per AMM

To accomplish this Service Bulletin it is necessary to use the expendable parts listed in:

Ref. MP A350-A-52-11-73-A6ZZZ-720Z-A

Ref. MP A350-A-52-12-73-A6ZZZ-720Z-A

Ref. MP A350-A-52-13-73-A6ZZZ-720Z-A

CONF 012

Referenced parts for task set A350-A-52-XX-P049-01000-93AA-A OPTION 1 - Modification of the Door Actuator in accordance with VSB

To accomplish this Service Bulletin it is necessary to use the expendable parts listed in:

Ref. MP A350-A-52-11-73-A6ZZZ-720Z-A

Ref. MP A350-A-52-12-73-A6ZZZ-720Z-A

Ref. MP A350-A-52-13-73-A6ZZZ-720Z-A

Referenced parts for task set A350-A-52-XX-P049-01000-93AB-A OPTION 2 - Replacement of the Door Actuator as per AMM

To accomplish this Service Bulletin it is necessary to use the expendable parts listed in:

Ref. MP A350-A-52-11-73-A6ZZZ-720Z-A

Ref. MP A350-A-52-12-73-A6ZZZ-720Z-A

Ref. MP A350-A-52-13-73-A6ZZZ-720Z-A

CONF 013

Referenced parts for task set A350-A-52-XX-P049-01000-93AA-A OPTION 1 - Modification of the Door Actuator in accordance with VSB

To accomplish this Service Bulletin it is necessary to use the expendable parts listed in:

Ref. MP A350-A-52-11-73-A6ZZZ-720Z-A

Ref. MP A350-A-52-12-73-A6ZZZ-720Z-A

Ref. MP A350-A-52-13-73-A6ZZZ-720Z-A

Referenced parts for task set A350-A-52-XX-P049-01000-93AB-A OPTION 2 - Replacement of the Door Actuator as per AMM

To accomplish this Service Bulletin it is necessary to use the expendable parts listed in:

Ref. MP A350-A-52-11-73-A6ZZZ-720Z-A

Ref. MP A350-A-52-12-73-A6ZZZ-720Z-A

Ref. MP A350-A-52-13-73-A6ZZZ-720Z-A

CONF 014

Referenced parts for task set A350-A-52-XX-P049-01000-93AA-A OPTION 1 - Modification of the Door Actuator in accordance with VSB

To accomplish this Service Bulletin it is necessary to use the expendable parts listed in:

Ref. MP A350-A-52-11-73-A6ZZZ-720Z-A

Ref. MP A350-A-52-12-73-A6ZZZ-720Z-A

Referenced parts for task set A350-A-52-XX-P049-01000-93AB-A OPTION 2 - Replacement of the Door Actuator as per AMM

To accomplish this Service Bulletin it is necessary to use the expendable parts listed in:

Ref. MP A350-A-52-11-73-A6ZZZ-720Z-A

Ref. MP A350-A-52-12-73-A6ZZZ-720Z-A

CONF 015

Referenced parts for task set A350-A-52-XX-P049-01000-93AA-A OPTION 1 - Modification of the Door Actuator in accordance with VSB

To accomplish this Service Bulletin it is necessary to use the expendable parts listed in:

Ref. MP A350-A-52-12-73-A6ZZZ-720Z-A

Referenced parts for task set A350-A-52-XX-P049-01000-93AB-A OPTION 2 - Replacement of the Door Actuator as per AMM

To accomplish this Service Bulletin it is necessary to use the expendable parts listed in:

Ref. MP A350-A-52-12-73-A6ZZZ-720Z-A

CONF 016

Referenced parts for task set A350-A-52-XX-P049-01000-93AA-A OPTION 1 - Modification of the Door Actuator in accordance with VSB

To accomplish this Service Bulletin it is necessary to use the expendable parts listed in:

Ref. MP A350-A-52-12-73-A6ZZZ-720Z-A

Ref. MP A350-A-52-13-73-A6ZZZ-720Z-A

Referenced parts for task set A350-A-52-XX-P049-01000-93AB-A OPTION 2 - Replacement of the Door Actuator as per AMM

To accomplish this Service Bulletin it is necessary to use the expendable parts listed in:

Ref. MP A350-A-52-12-73-A6ZZZ-720Z-A

Ref. MP A350-A-52-13-73-A6ZZZ-720Z-A

CONF 017

Referenced parts for task set A350-A-52-XX-P049-01000-93AA-A OPTION 1 - Modification of the Door Actuator in accordance with VSB

To accomplish this Service Bulletin it is necessary to use the expendable parts listed in:

Ref. MP A350-A-52-12-73-A6ZZZ-720Z-A

Ref. MP A350-A-52-13-73-A6ZZZ-720Z-A

Referenced parts for task set A350-A-52-XX-P049-01000-93AB-A OPTION 2 - Replacement of the Door Actuator as per AMM

To accomplish this Service Bulletin it is necessary to use the expendable parts listed in:

Ref. MP A350-A-52-12-73-A6ZZZ-720Z-A

Ref. MP A350-A-52-13-73-A6ZZZ-720Z-A

CONF 018

Referenced parts for task set A350-A-52-XX-P049-01000-93AA-A OPTION 1 - Modification of the Door Actuator in accordance with VSB

To accomplish this Service Bulletin it is necessary to use the expendable parts listed in:

Ref. MP A350-A-52-12-73-A6ZZZ-720Z-A

Referenced parts for task set A350-A-52-XX-P049-01000-93AB-A OPTION 2 - Replacement of the Door Actuator as per AMM

To accomplish this Service Bulletin it is necessary to use the expendable parts listed in:

Ref. MP A350-A-52-12-73-A6ZZZ-720Z-A

CONF 019

Referenced parts for task set A350-A-52-XX-P049-01000-93AA-A OPTION 1 - Modification of the Door Actuator in accordance with VSB

To accomplish this Service Bulletin it is necessary to use the expendable parts listed in:

Ref. MP A350-A-52-11-73-A6ZZZ-720Z-A

Ref. MP A350-A-52-12-73-A6ZZZ-720Z-A

Ref. MP A350-A-52-13-73-A6ZZZ-720Z-A

Referenced parts for task set A350-A-52-XX-P049-01000-93AB-A OPTION 2 - Replacement of the Door Actuator as per AMM

To accomplish this Service Bulletin it is necessary to use the expendable parts listed in:

Ref. MP A350-A-52-11-73-A6ZZZ-720Z-A

Ref. MP A350-A-52-12-73-A6ZZZ-720Z-A

Ref. MP A350-A-52-13-73-A6ZZZ-720Z-A

CONF 020

Referenced parts for task set A350-A-52-XX-P049-01000-93AA-A OPTION 1 - Modification of the Door Actuator in accordance with VSB

To accomplish this Service Bulletin it is necessary to use the expendable parts listed in:

Ref. MP A350-A-52-12-73-A6ZZZ-720Z-A

Referenced parts for task set A350-A-52-XX-P049-01000-93AB-A OPTION 2 - Replacement of the Door Actuator as per AMM

To accomplish this Service Bulletin it is necessary to use the expendable parts listed in:

Ref. MP A350-A-52-12-73-A6ZZZ-720Z-A

CONF 021

Referenced parts for task set A350-A-52-XX-P049-01000-93AA-A OPTION 1 - Modification of the Door Actuator in accordance with VSB

To accomplish this Service Bulletin it is necessary to use the expendable parts listed in:

Ref. MP A350-A-52-11-73-A6ZZZ-720Z-A

Ref. MP A350-A-52-12-73-A6ZZZ-720Z-A

Referenced parts for task set A350-A-52-XX-P049-01000-93AB-A OPTION 2 - Replacement of the Door Actuator as per AMM

To accomplish this Service Bulletin it is necessary to use the expendable parts listed in:

Ref. MP A350-A-52-11-73-A6ZZZ-720Z-A

Ref. MP A350-A-52-12-73-A6ZZZ-720Z-A

CONF 022

Referenced parts for task set A350-A-52-XX-P049-01000-93AA-A OPTION 1 - Modification of the Door Actuator in accordance with VSB

To accomplish this Service Bulletin it is necessary to use the expendable parts listed in:

Ref. MP A350-A-52-12-73-A6ZZZ-720Z-A

Referenced parts for task set A350-A-52-XX-P049-01000-93AB-A OPTION 2 - Replacement of the Door Actuator as per AMM

To accomplish this Service Bulletin it is necessary to use the expendable parts listed in:

Ref. MP A350-A-52-12-73-A6ZZZ-720Z-A

CONF 023

Referenced parts for task set A350-A-52-XX-P049-01000-93AA-A OPTION 1 - Modification of the Door Actuator in accordance with VSB

To accomplish this Service Bulletin it is necessary to use the expendable parts listed in:

Ref. MP A350-A-52-12-73-A6ZZZ-720Z-A

Referenced parts for task set A350-A-52-XX-P049-01000-93AB-A OPTION 2 - Replacement of the Door Actuator as per AMM

To accomplish this Service Bulletin it is necessary to use the expendable parts listed in:

Ref. MP A350-A-52-12-73-A6ZZZ-720Z-A

CONF 024

Referenced parts for task set A350-A-52-XX-P049-01000-93AA-A OPTION 1 - Modification of the Door Actuator in accordance with VSB

To accomplish this Service Bulletin it is necessary to use the expendable parts listed in:

Ref. MP A350-A-52-11-73-A6ZZZ-720Z-A

Ref. MP A350-A-52-12-73-A6ZZZ-720Z-A

Referenced parts for task set A350-A-52-XX-P049-01000-93AB-A OPTION 2 - Replacement of the Door Actuator as per AMM

To accomplish this Service Bulletin it is necessary to use the expendable parts listed in:

Ref. MP A350-A-52-11-73-A6ZZZ-720Z-A

Ref. MP A350-A-52-12-73-A6ZZZ-720Z-A

CONF 025

Referenced parts for task set A350-A-52-XX-P049-01000-93AA-A OPTION 1 - Modification of the Door Actuator in accordance with VSB

To accomplish this Service Bulletin it is necessary to use the expendable parts listed in:

Ref. MP A350-A-52-11-73-A6ZZZ-720Z-A

Ref. MP A350-A-52-12-73-A6ZZZ-720Z-A

Ref. MP A350-A-52-13-73-A6ZZZ-720Z-A

Referenced parts for task set A350-A-52-XX-P049-01000-93AB-A OPTION 2 - Replacement of the Door Actuator as per AMM

To accomplish this Service Bulletin it is necessary to use the expendable parts listed in:

Ref. MP A350-A-52-11-73-A6ZZZ-720Z-A

Ref. MP A350-A-52-12-73-A6ZZZ-720Z-A

Ref. MP A350-A-52-13-73-A6ZZZ-720Z-A

CONF 026

Referenced parts for task set A350-A-52-XX-P049-01000-93AA-A OPTION 1 - Modification of the Door Actuator in accordance with VSB

To accomplish this Service Bulletin it is necessary to use the expendable parts listed in:

Ref. MP A350-A-52-11-73-A6ZZZ-720Z-A

Ref. MP A350-A-52-12-73-A6ZZZ-720Z-A

Ref. MP A350-A-52-13-73-A6ZZZ-720Z-A

Referenced parts for task set A350-A-52-XX-P049-01000-93AB-A OPTION 2 - Replacement of the Door Actuator as per AMM

To accomplish this Service Bulletin it is necessary to use the expendable parts listed in:

Ref. MP A350-A-52-11-73-A6ZZZ-720Z-A

Ref. MP A350-A-52-12-73-A6ZZZ-720Z-A

Ref. MP A350-A-52-13-73-A6ZZZ-720Z-A

CONF ALL

E. LIST OF EXISTING PARTS

CONF 001

Re-identified parts for task set A350-A-52-XX-P049-01000-93AA-A OPTION 1 - Modification of the Door Actuator in accordance with VSB

ITEM	NEW PART No.	KEYWORD	ITEM	OLD PART No.	SEE NOTES
	FE396001003	ACTUATOR		FE396001001	(1) (2)
NOTE(S)					
(1): Refer to the UTC Aerospace Systems Service Bulletin No. FE396-52-01 for the equipment modification sales terms.					
(2): Parts are re-identified in accordance with FE396-52-01.					

CONF 002

Re-identified parts for task set A350-A-52-XX-P049-01000-93AA-A OPTION 1 - Modification of the Door Actuator in accordance with VSB

ITEM	NEW PART No.	KEYWORD	ITEM	OLD PART No.	SEE NOTES
	FE396001003	ACTUATOR		FE396001001	(1) (2)
NOTE(S)					
(1): Refer to the UTC Aerospace Systems Service Bulletin No. FE396-52-01 for the equipment modification sales terms.					
(2): Parts are re-identified in accordance with FE396-52-01.					

CONF 003

Re-identified parts for task set A350-A-52-XX-P049-01000-93AA-A OPTION 1 - Modification of the Door Actuator in accordance with VSB

ITEM	NEW PART No.	KEYWORD	ITEM	OLD PART No.	SEE NOTES
	FE396001003	ACTUATOR		FE396001001	(1) (2)
NOTE(S)					
(1): Refer to the UTC Aerospace Systems Service Bulletin No. FE396-52-01 for the equipment modification sales terms.					
(2): Parts are re-identified in accordance with FE396-52-01.					

CONF 004

Re-identified parts for task set A350-A-52-XX-P049-01000-93AA-A OPTION 1 - Modification of the Door Actuator in accordance with VSB

ITEM	NEW PART No.	KEYWORD	ITEM	OLD PART No.	SEE NOTES
	FE396001003	ACTUATOR		FE396001001	(1) (2)
NOTE(S)					
(1): Refer to the UTC Aerospace Systems Service Bulletin No. FE396-52-01 for the equipment modification sales terms.					
(2): Parts are re-identified in accordance with FE396-52-01.					

CONF 005

Re-identified parts for task set A350-A-52-XX-P049-01000-93AA-A OPTION 1 - Modification of the Door Actuator in accordance with VSB

ITEM	NEW PART No.	KEYWORD	ITEM	OLD PART No.	SEE NOTES
	FE396001003	ACTUATOR		FE396001001	(1) (2)
NOTE(S)					
(1): Refer to the UTC Aerospace Systems Service Bulletin No. FE396-52-01 for the equipment modification sales terms.					
(2): Parts are re-identified in accordance with FE396-52-01.					

CONF 006

Re-identified parts for task set A350-A-52-XX-P049-01000-93AA-A OPTION 1 - Modification of the Door Actuator in accordance with VSB

ITEM	NEW PART No.	KEYWORD	ITEM	OLD PART No.	SEE NOTES
	FE396001003	ACTUATOR		FE396001001	(1) (2)
NOTE(S)					
(1): Refer to the UTC Aerospace Systems Service Bulletin No. FE396-52-01 for the equipment modification sales terms.					
(2): Parts are re-identified in accordance with FE396-52-01.					

CONF 007

Re-identified parts for task set A350-A-52-XX-P049-01000-93AA-A OPTION 1 - Modification of the Door Actuator in accordance with VSB

ITEM	NEW PART No.	KEYWORD	ITEM	OLD PART No.	SEE NOTES
	FE396001003	ACTUATOR		FE396001001	(1) (2)
NOTE(S)					
(1): Refer to the UTC Aerospace Systems Service Bulletin No. FE396-52-01 for the equipment modification sales terms.					
(2): Parts are re-identified in accordance with FE396-52-01.					

CONF 008

Re-identified parts for task set A350-A-52-XX-P049-01000-93AA-A OPTION 1 - Modification of the Door Actuator in accordance with VSB

ITEM	NEW PART No.	KEYWORD	ITEM	OLD PART No.	SEE NOTES
	FE396001003	ACTUATOR		FE396001001	(1) (2)
NOTE(S)					
(1): Refer to the UTC Aerospace Systems Service Bulletin No. FE396-52-01 for the equipment modification sales terms.					
(2): Parts are re-identified in accordance with FE396-52-01.					

CONF 009

Re-identified parts for task set A350-A-52-XX-P049-01000-93AA-A OPTION 1 - Modification of the Door Actuator in accordance with VSB

ITEM	NEW PART No.	KEYWORD	ITEM	OLD PART No.	SEE NOTES
	FE396001003	ACTUATOR		FE396001001	(1) (2)
NOTE(S)					
(1): Refer to the UTC Aerospace Systems Service Bulletin No. FE396-52-01 for the equipment modification sales terms.					
(2): Parts are re-identified in accordance with FE396-52-01.					

CONF 010

Re-identified parts for task set A350-A-52-XX-P049-01000-93AA-A OPTION 1 - Modification of the Door Actuator in accordance with VSB

ITEM	NEW PART No.	KEYWORD	ITEM	OLD PART No.	SEE NOTES
	FE396001003	ACTUATOR		FE396001001	(1) (2)
NOTE(S)					
(1): Refer to the UTC Aerospace Systems Service Bulletin No. FE396-52-01 for the equipment modification sales terms.					
(2): Parts are re-identified in accordance with FE396-52-01.					

CONF 011

Re-identified parts for task set A350-A-52-XX-P049-01000-93AA-A OPTION 1 - Modification of the Door Actuator in accordance with VSB

ITEM	NEW PART No.	KEYWORD	ITEM	OLD PART No.	SEE NOTES
	FE396001003	ACTUATOR		FE396001001	(1) (2)
NOTE(S)					
(1): Refer to the UTC Aerospace Systems Service Bulletin No. FE396-52-01 for the equipment modification sales terms.					
(2): Parts are re-identified in accordance with FE396-52-01.					

CONF 012

Re-identified parts for task set A350-A-52-XX-P049-01000-93AA-A OPTION 1 - Modification of the Door Actuator in accordance with VSB

ITEM	NEW PART No.	KEYWORD	ITEM	OLD PART No.	SEE NOTES
	FE396001003	ACTUATOR		FE396001001	(1) (2)
NOTE(S)					
(1): Refer to the UTC Aerospace Systems Service Bulletin No. FE396-52-01 for the equipment modification sales terms.					
(2): Parts are re-identified in accordance with FE396-52-01.					

CONF 013

Re-identified parts for task set A350-A-52-XX-P049-01000-93AA-A OPTION 1 - Modification of the Door Actuator in accordance with VSB

ITEM	NEW PART No.	KEYWORD	ITEM	OLD PART No.	SEE NOTES
	FE396001003	ACTUATOR		FE396001001	(1) (2)
NOTE(S)					
(1): Refer to the UTC Aerospace Systems Service Bulletin No. FE396-52-01 for the equipment modification sales terms.					
(2): Parts are re-identified in accordance with FE396-52-01.					

CONF 014

Re-identified parts for task set A350-A-52-XX-P049-01000-93AA-A OPTION 1 - Modification of the Door Actuator in accordance with VSB

ITEM	NEW PART No.	KEYWORD	ITEM	OLD PART No.	SEE NOTES
	FE396001003	ACTUATOR		FE396001001	(1) (2)
NOTE(S)					
(1): Refer to the UTC Aerospace Systems Service Bulletin No. FE396-52-01 for the equipment modification sales terms.					
(2): Parts are re-identified in accordance with FE396-52-01.					

CONF 015

Re-identified parts for task set A350-A-52-XX-P049-01000-93AA-A OPTION 1 - Modification of the Door Actuator in accordance with VSB

ITEM	NEW PART No.	KEYWORD	ITEM	OLD PART No.	SEE NOTES
	FE396001003	ACTUATOR		FE396001001	(1) (2)
NOTE(S)					
(1): Refer to the UTC Aerospace Systems Service Bulletin No. FE396-52-01 for the equipment modification sales terms.					
(2): Parts are re-identified in accordance with FE396-52-01.					

CONF 016

Re-identified parts for task set A350-A-52-XX-P049-01000-93AA-A OPTION 1 - Modification of the Door Actuator in accordance with VSB

ITEM	NEW PART No.	KEYWORD	ITEM	OLD PART No.	SEE NOTES
	FE396001003	ACTUATOR		FE396001001	(1) (2)
NOTE(S)					
(1): Refer to the UTC Aerospace Systems Service Bulletin No. FE396-52-01 for the equipment modification sales terms.					
(2): Parts are re-identified in accordance with FE396-52-01.					

CONF 017

Re-identified parts for task set A350-A-52-XX-P049-01000-93AA-A OPTION 1 - Modification of the Door Actuator in accordance with VSB

ITEM	NEW PART No.	KEYWORD	ITEM	OLD PART No.	SEE NOTES
	FE396001003	ACTUATOR		FE396001001	(1) (2)
NOTE(S)					
(1): Refer to the UTC Aerospace Systems Service Bulletin No. FE396-52-01 for the equipment modification sales terms.					
(2): Parts are re-identified in accordance with FE396-52-01.					

CONF 018

Re-identified parts for task set A350-A-52-XX-P049-01000-93AA-A OPTION 1 - Modification of the Door Actuator in accordance with VSB

ITEM	NEW PART No.	KEYWORD	ITEM	OLD PART No.	SEE NOTES
	FE396001003	ACTUATOR		FE396001001	(1) (2)
NOTE(S)					
(1): Refer to the UTC Aerospace Systems Service Bulletin No. FE396-52-01 for the equipment modification sales terms.					
(2): Parts are re-identified in accordance with FE396-52-01.					

CONF 019

Re-identified parts for task set A350-A-52-XX-P049-01000-93AA-A OPTION 1 - Modification of the Door Actuator in accordance with VSB

ITEM	NEW PART No.	KEYWORD	ITEM	OLD PART No.	SEE NOTES
	FE396001003	ACTUATOR		FE396001001	(1) (2)
NOTE(S)					
(1): Refer to the UTC Aerospace Systems Service Bulletin No. FE396-52-01 for the equipment modification sales terms.					
(2): Parts are re-identified in accordance with FE396-52-01.					

CONF 020

Re-identified parts for task set A350-A-52-XX-P049-01000-93AA-A OPTION 1 - Modification of the Door Actuator in accordance with VSB

ITEM	NEW PART No.	KEYWORD	ITEM	OLD PART No.	SEE NOTES
	FE396001003	ACTUATOR		FE396001001	(1) (2)
NOTE(S)					
(1): Refer to the UTC Aerospace Systems Service Bulletin No. FE396-52-01 for the equipment modification sales terms.					
(2): Parts are re-identified in accordance with FE396-52-01.					

CONF 021

Re-identified parts for task set A350-A-52-XX-P049-01000-93AA-A OPTION 1 - Modification of the Door Actuator in accordance with VSB

ITEM	NEW PART No.	KEYWORD	ITEM	OLD PART No.	SEE NOTES
	FE396001003	ACTUATOR		FE396001001	(1) (2)
NOTE(S)					
(1): Refer to the UTC Aerospace Systems Service Bulletin No. FE396-52-01 for the equipment modification sales terms.					
(2): Parts are re-identified in accordance with FE396-52-01.					

CONF 022

Re-identified parts for task set A350-A-52-XX-P049-01000-93AA-A OPTION 1 - Modification of the Door Actuator in accordance with VSB

ITEM	NEW PART No.	KEYWORD	ITEM	OLD PART No.	SEE NOTES
	FE396001003	ACTUATOR		FE396001001	(1) (2)
NOTE(S)					
(1): Refer to the UTC Aerospace Systems Service Bulletin No. FE396-52-01 for the equipment modification sales terms.					
(2): Parts are re-identified in accordance with FE396-52-01.					

CONF 023

Re-identified parts for task set A350-A-52-XX-P049-01000-93AA-A OPTION 1 - Modification of the Door Actuator in accordance with VSB

ITEM	NEW PART No.	KEYWORD	ITEM	OLD PART No.	SEE NOTES
	FE396001003	ACTUATOR		FE396001001	(1) (2)
NOTE(S)					
(1): Refer to the UTC Aerospace Systems Service Bulletin No. FE396-52-01 for the equipment modification sales terms.					
(2): Parts are re-identified in accordance with FE396-52-01.					

CONF 024

Re-identified parts for task set A350-A-52-XX-P049-01000-93AA-A OPTION 1 - Modification of the Door Actuator in accordance with VSB

ITEM	NEW PART No.	KEYWORD	ITEM	OLD PART No.	SEE NOTES
	FE396001003	ACTUATOR		FE396001001	(1) (2)
NOTE(S)					
(1): Refer to the UTC Aerospace Systems Service Bulletin No. FE396-52-01 for the equipment modification sales terms.					
(2): Parts are re-identified in accordance with FE396-52-01.					

CONF 025

Re-identified parts for task set A350-A-52-XX-P049-01000-93AA-A OPTION 1 - Modification of the Door Actuator in accordance with VSB

ITEM	NEW PART No.	KEYWORD	ITEM	OLD PART No.	SEE NOTES
	FE396001003	ACTUATOR		FE396001001	(1) (2)
NOTE(S)					
(1): Refer to the UTC Aerospace Systems Service Bulletin No. FE396-52-01 for the equipment modification sales terms.					
(2): Parts are re-identified in accordance with FE396-52-01.					

CONF 026

Re-identified parts for task set A350-A-52-XX-P049-01000-93AA-A OPTION 1 - Modification of the Door Actuator in accordance with VSB

ITEM	NEW PART No.	KEYWORD	ITEM	OLD PART No.	SEE NOTES
	FE396001003	ACTUATOR		FE396001001	(1) (2)
NOTE(S)					
(1): Refer to the UTC Aerospace Systems Service Bulletin No. FE396-52-01 for the equipment modification sales terms.					
(2): Parts are re-identified in accordance with FE396-52-01.					

CONF 001

Interchangeable parts for task set A350-A-52-XX-P049-01000-93AA-A OPTION 1 - Modification of the Door Actuator in accordance with VSB

DESCRIPTION	OLD PART No.	NEW PART No.	INT	SEE NOTES
ACTUATOR-DOOR	FE396001001	FE396001003	01	(1)
NOTE(S)				
For definitions of interchangeability codes in column INT. refer to ATA (CSDD Chapter 2).				
(1): The interchangeability possibilities are for new or modified parts introduced by the accomplishment of this Service Bulletin.				

Interchangeable parts for task set A350-A-52-XX-P049-01000-93AB-A OPTION 2 - Replacement of the Door Actuator as per AMM

DESCRIPTION	OLD PART No.	NEW PART No.	INT	SEE NOTES
ACTUATOR-DOOR	FE396001001	FE396001003	01	(1)
NOTE(S)				
For definitions of interchangeability codes in column INT. refer to ATA (CSDD Chapter 2).				
(1): The interchangeability possibilities are for new or modified parts introduced by the accomplishment of this Service Bulletin.				

CONF 002

Interchangeable parts for task set A350-A-52-XX-P049-01000-93AA-A OPTION 1 - Modification of the Door Actuator in accordance with VSB

DESCRIPTION	OLD PART No.	NEW PART No.	INT	SEE NOTES
ACTUATOR-DOOR	FE396001001	FE396001003	01	(1)
NOTE(S)				
For definitions of interchangeability codes in column INT. refer to ATA (CSDD Chapter 2).				
(1): The interchangeability possibilities are for new or modified parts introduced by the accomplishment of this Service Bulletin.				

Interchangeable parts for task set A350-A-52-XX-P049-01000-93AB-A OPTION 2 - Replacement of the Door Actuator as per AMM

DESCRIPTION	OLD PART No.	NEW PART No.	INT	SEE NOTES
ACTUATOR-DOOR	FE396001001	FE396001003	01	(1)
NOTE(S)				
For definitions of interchangeability codes in column INT. refer to ATA (CSDD Chapter 2).				
(1): The interchangeability possibilities are for new or modified parts introduced by the accomplishment of this Service Bulletin.				

CONF 003

Interchangeable parts for task set A350-A-52-XX-P049-01000-93AA-A OPTION 1 - Modification of the Door Actuator in accordance with VSB

DESCRIPTION	OLD PART No.	NEW PART No.	INT	SEE NOTES
ACTUATOR-DOOR	FE396001001	FE396001003	01	(1)
NOTE(S)				
For definitions of interchangeability codes in column INT. refer to ATA (CSDD Chapter 2).				
(1): The interchangeability possibilities are for new or modified parts introduced by the accomplishment of this Service Bulletin.				

Interchangeable parts for task set A350-A-52-XX-P049-01000-93AB-A OPTION 2 - Replacement of the Door Actuator as per AMM

DESCRIPTION	OLD PART No.	NEW PART No.	INT	SEE NOTES
ACTUATOR-DOOR	FE396001001	FE396001003	01	(1)
NOTE(S)				
For definitions of interchangeability codes in column INT. refer to ATA (CSDD Chapter 2).				
(1): The interchangeability possibilities are for new or modified parts introduced by the accomplishment of this Service Bulletin.				

CONF 004

Interchangeable parts for task set A350-A-52-XX-P049-01000-93AA-A OPTION 1 - Modification of the Door Actuator in accordance with VSB

DESCRIPTION	OLD PART No.	NEW PART No.	INT	SEE NOTES
ACTUATOR-DOOR	FE396001001	FE396001003	01	(1)
NOTE(S)				
For definitions of interchangeability codes in column INT. refer to ATA (CSDD Chapter 2).				

DESCRIPTION	OLD PART No.	NEW PART No.	INT	SEE NOTES
(1): The interchangeability possibilities are for new or modified parts introduced by the accomplishment of this Service Bulletin.				

Interchangeable parts for task set A350-A-52-XX-P049-01000-93AB-A OPTION 2 - Replacement of the Door Actuator as per AMM

DESCRIPTION	OLD PART No.	NEW PART No.	INT	SEE NOTES
ACTUATOR-DOOR	FE396001001	FE396001003	01	(1)
NOTE(S)				
For definitions of interchangeability codes in column INT. refer to ATA (CSDD Chapter 2).				
(1): The interchangeability possibilities are for new or modified parts introduced by the accomplishment of this Service Bulletin.				

CONF 005

Interchangeable parts for task set A350-A-52-XX-P049-01000-93AA-A OPTION 1 - Modification of the Door Actuator in accordance with VSB

DESCRIPTION	OLD PART No.	NEW PART No.	INT	SEE NOTES
ACTUATOR-DOOR	FE396001001	FE396001003	01	(1)
NOTE(S)				
For definitions of interchangeability codes in column INT. refer to ATA (CSDD Chapter 2).				
(1): The interchangeability possibilities are for new or modified parts introduced by the accomplishment of this Service Bulletin.				

Interchangeable parts for task set A350-A-52-XX-P049-01000-93AB-A OPTION 2 - Replacement of the Door Actuator as per AMM

DESCRIPTION	OLD PART No.	NEW PART No.	INT	SEE NOTES
ACTUATOR-DOOR	FE396001001	FE396001003	01	(1)
NOTE(S)				
For definitions of interchangeability codes in column INT. refer to ATA (CSDD Chapter 2).				
(1): The interchangeability possibilities are for new or modified parts introduced by the accomplishment of this Service Bulletin.				

CONF 006

Interchangeable parts for task set A350-A-52-XX-P049-01000-93AA-A OPTION 1 - Modification of the Door Actuator in accordance with VSB

DESCRIPTION	OLD PART No.	NEW PART No.	INT	SEE NOTES
ACTUATOR-DOOR	FE396001001	FE396001003	01	(1)
NOTE(S)				
For definitions of interchangeability codes in column INT. refer to ATA (CSDD Chapter 2).				
(1): The interchangeability possibilities are for new or modified parts introduced by the accomplishment of this Service Bulletin.				

Interchangeable parts for task set A350-A-52-XX-P049-01000-93AB-A OPTION 2 - Replacement of the Door Actuator as per AMM

DESCRIPTION	OLD PART No.	NEW PART No.	INT	SEE NOTES
ACTUATOR-DOOR	FE396001001	FE396001003	01	(1)
NOTE(S)				
For definitions of interchangeability codes in column INT. refer to ATA (CSDD Chapter 2).				
(1): The interchangeability possibilities are for new or modified parts introduced by the accomplishment of this Service Bulletin.				

CONF 007

Interchangeable parts for task set A350-A-52-XX-P049-01000-93AA-A OPTION 1 - Modification of the Door Actuator in accordance with VSB

DESCRIPTION	OLD PART No.	NEW PART No.	INT	SEE NOTES
ACTUATOR-DOOR	FE396001001	FE396001003	01	(1)
NOTE(S)				
For definitions of interchangeability codes in column INT. refer to ATA (CSDD Chapter 2).				
(1): The interchangeability possibilities are for new or modified parts introduced by the accomplishment of this Service Bulletin.				

Interchangeable parts for task set A350-A-52-XX-P049-01000-93AB-A OPTION 2 - Replacement of the Door Actuator as per AMM

DESCRIPTION	OLD PART No.	NEW PART No.	INT	SEE NOTES
ACTUATOR-DOOR	FE396001001	FE396001003	01	(1)
NOTE(S)				
For definitions of interchangeability codes in column INT. refer to ATA (CSDD Chapter 2).				
(1): The interchangeability possibilities are for new or modified parts introduced by the accomplishment of this Service Bulletin.				

CONF 008

Interchangeable parts for task set A350-A-52-XX-P049-01000-93AA-A OPTION 1 - Modification of the Door Actuator in accordance with VSB

DESCRIPTION	OLD PART No.	NEW PART No.	INT	SEE NOTES
ACTUATOR-DOOR	FE396001001	FE396001003	01	(1)
NOTE(S)				
For definitions of interchangeability codes in column INT. refer to ATA (CSDD Chapter 2).				
(1): The interchangeability possibilities are for new or modified parts introduced by the accomplishment of this Service Bulletin.				

Interchangeable parts for task set A350-A-52-XX-P049-01000-93AB-A OPTION 2 - Replacement of the Door Actuator as per AMM

DESCRIPTION	OLD PART No.	NEW PART No.	INT	SEE NOTES
ACTUATOR-DOOR	FE396001001	FE396001003	01	(1)
NOTE(S)				
For definitions of interchangeability codes in column INT. refer to ATA (CSDD Chapter 2).				

DESCRIPTION	OLD PART No.	NEW PART No.	INT	SEE NOTES
(1): The interchangeability possibilities are for new or modified parts introduced by the accomplishment of this Service Bulletin.				

CONF 009

Interchangeable parts for task set A350-A-52-XX-P049-01000-93AA-A OPTION 1 - Modification of the Door Actuator in accordance with VSB

DESCRIPTION	OLD PART No.	NEW PART No.	INT	SEE NOTES
ACTUATOR-DOOR	FE396001001	FE396001003	01	(1)
NOTE(S)				
For definitions of interchangeability codes in column INT. refer to ATA (CSDD Chapter 2).				
(1): The interchangeability possibilities are for new or modified parts introduced by the accomplishment of this Service Bulletin.				

Interchangeable parts for task set A350-A-52-XX-P049-01000-93AB-A OPTION 2 - Replacement of the Door Actuator as per AMM

DESCRIPTION	OLD PART No.	NEW PART No.	INT	SEE NOTES
ACTUATOR-DOOR	FE396001001	FE396001003	01	(1)
NOTE(S)				
For definitions of interchangeability codes in column INT. refer to ATA (CSDD Chapter 2).				
(1): The interchangeability possibilities are for new or modified parts introduced by the accomplishment of this Service Bulletin.				

CONF 010

Interchangeable parts for task set A350-A-52-XX-P049-01000-93AA-A OPTION 1 - Modification of the Door Actuator in accordance with VSB

DESCRIPTION	OLD PART No.	NEW PART No.	INT	SEE NOTES
ACTUATOR-DOOR	FE396001001	FE396001003	01	(1)
NOTE(S)				
For definitions of interchangeability codes in column INT. refer to ATA (CSDD Chapter 2).				
(1): The interchangeability possibilities are for new or modified parts introduced by the accomplishment of this Service Bulletin.				

Interchangeable parts for task set A350-A-52-XX-P049-01000-93AB-A OPTION 2 - Replacement of the Door Actuator as per AMM

DESCRIPTION	OLD PART No.	NEW PART No.	INT	SEE NOTES
ACTUATOR-DOOR	FE396001001	FE396001003	01	(1)
NOTE(S)				
For definitions of interchangeability codes in column INT. refer to ATA (CSDD Chapter 2).				
(1): The interchangeability possibilities are for new or modified parts introduced by the accomplishment of this Service Bulletin.				

CONF 011

Interchangeable parts for task set A350-A-52-XX-P049-01000-93AA-A OPTION 1 - Modification of the Door Actuator in accordance with VSB

DESCRIPTION	OLD PART No.	NEW PART No.	INT	SEE NOTES
ACTUATOR-DOOR	FE396001001	FE396001003	01	(1)
NOTE(S)				
For definitions of interchangeability codes in column INT. refer to ATA (CSDD Chapter 2).				
(1): The interchangeability possibilities are for new or modified parts introduced by the accomplishment of this Service Bulletin.				

Interchangeable parts for task set A350-A-52-XX-P049-01000-93AB-A OPTION 2 - Replacement of the Door Actuator as per AMM

DESCRIPTION	OLD PART No.	NEW PART No.	INT	SEE NOTES
ACTUATOR-DOOR	FE396001001	FE396001003	01	(1)
NOTE(S)				
For definitions of interchangeability codes in column INT. refer to ATA (CSDD Chapter 2).				
(1): The interchangeability possibilities are for new or modified parts introduced by the accomplishment of this Service Bulletin.				

CONF 012

Interchangeable parts for task set A350-A-52-XX-P049-01000-93AA-A OPTION 1 - Modification of the Door Actuator in accordance with VSB

DESCRIPTION	OLD PART No.	NEW PART No.	INT	SEE NOTES
ACTUATOR-DOOR	FE396001001	FE396001003	01	(1)
NOTE(S)				
For definitions of interchangeability codes in column INT. refer to ATA (CSDD Chapter 2).				
(1): The interchangeability possibilities are for new or modified parts introduced by the accomplishment of this Service Bulletin.				

Interchangeable parts for task set A350-A-52-XX-P049-01000-93AB-A OPTION 2 - Replacement of the Door Actuator as per AMM

DESCRIPTION	OLD PART No.	NEW PART No.	INT	SEE NOTES
ACTUATOR-DOOR	FE396001001	FE396001003	01	(1)
NOTE(S)				
For definitions of interchangeability codes in column INT. refer to ATA (CSDD Chapter 2).				
(1): The interchangeability possibilities are for new or modified parts introduced by the accomplishment of this Service Bulletin.				

CONF 013

Interchangeable parts for task set A350-A-52-XX-P049-01000-93AA-A OPTION 1 - Modification of the Door Actuator in accordance with VSB

DESCRIPTION	OLD PART No.	NEW PART No.	INT	SEE NOTES
ACTUATOR-DOOR	FE396001001	FE396001003	01	(1)
NOTE(S)				
For definitions of interchangeability codes in column INT. refer to ATA (CSDD Chapter 2).				
(1): The interchangeability possibilities are for new or modified parts introduced by the accomplishment of this Service Bulletin.				

Interchangeable parts for task set A350-A-52-XX-P049-01000-93AB-A OPTION 2 - Replacement of the Door Actuator as per AMM

DESCRIPTION	OLD PART No.	NEW PART No.	INT	SEE NOTES
ACTUATOR-DOOR	FE396001001	FE396001003	01	(1)
NOTE(S)				
For definitions of interchangeability codes in column INT. refer to ATA (CSDD Chapter 2).				
(1): The interchangeability possibilities are for new or modified parts introduced by the accomplishment of this Service Bulletin.				

CONF 014

Interchangeable parts for task set A350-A-52-XX-P049-01000-93AA-A OPTION 1 - Modification of the Door Actuator in accordance with VSB

DESCRIPTION	OLD PART No.	NEW PART No.	INT	SEE NOTES
ACTUATOR-DOOR	FE396001001	FE396001003	01	(1)
NOTE(S)				
For definitions of interchangeability codes in column INT. refer to ATA (CSDD Chapter 2).				
(1): The interchangeability possibilities are for new or modified parts introduced by the accomplishment of this Service Bulletin.				

Interchangeable parts for task set A350-A-52-XX-P049-01000-93AB-A OPTION 2 - Replacement of the Door Actuator as per AMM

DESCRIPTION	OLD PART No.	NEW PART No.	INT	SEE NOTES
ACTUATOR-DOOR	FE396001001	FE396001003	01	(1)
NOTE(S)				
For definitions of interchangeability codes in column INT. refer to ATA (CSDD Chapter 2).				
(1): The interchangeability possibilities are for new or modified parts introduced by the accomplishment of this Service Bulletin.				

CONF 015

Interchangeable parts for task set A350-A-52-XX-P049-01000-93AA-A OPTION 1 - Modification of the Door Actuator in accordance with VSB

DESCRIPTION	OLD PART No.	NEW PART No.	INT	SEE NOTES
ACTUATOR-DOOR	FE396001001	FE396001003	01	(1)
NOTE(S)				
For definitions of interchangeability codes in column INT. refer to ATA (CSDD Chapter 2).				

DESCRIPTION	OLD PART No.	NEW PART No.	INT	SEE NOTES
(1): The interchangeability possibilities are for new or modified parts introduced by the accomplishment of this Service Bulletin.				

Interchangeable parts for task set A350-A-52-XX-P049-01000-93AB-A OPTION 2 - Replacement of the Door Actuator as per AMM

DESCRIPTION	OLD PART No.	NEW PART No.	INT	SEE NOTES
ACTUATOR-DOOR	FE396001001	FE396001003	01	(1)
NOTE(S)				
For definitions of interchangeability codes in column INT. refer to ATA (CSDD Chapter 2).				
(1): The interchangeability possibilities are for new or modified parts introduced by the accomplishment of this Service Bulletin.				

CONF 016

Interchangeable parts for task set A350-A-52-XX-P049-01000-93AA-A OPTION 1 - Modification of the Door Actuator in accordance with VSB

DESCRIPTION	OLD PART No.	NEW PART No.	INT	SEE NOTES
ACTUATOR-DOOR	FE396001001	FE396001003	01	(1)
NOTE(S)				
For definitions of interchangeability codes in column INT. refer to ATA (CSDD Chapter 2).				
(1): The interchangeability possibilities are for new or modified parts introduced by the accomplishment of this Service Bulletin.				

Interchangeable parts for task set A350-A-52-XX-P049-01000-93AB-A OPTION 2 - Replacement of the Door Actuator as per AMM

DESCRIPTION	OLD PART No.	NEW PART No.	INT	SEE NOTES
ACTUATOR-DOOR	FE396001001	FE396001003	01	(1)
NOTE(S)				
For definitions of interchangeability codes in column INT. refer to ATA (CSDD Chapter 2).				
(1): The interchangeability possibilities are for new or modified parts introduced by the accomplishment of this Service Bulletin.				

CONF 017

Interchangeable parts for task set A350-A-52-XX-P049-01000-93AA-A OPTION 1 - Modification of the Door Actuator in accordance with VSB

DESCRIPTION	OLD PART No.	NEW PART No.	INT	SEE NOTES
ACTUATOR-DOOR	FE396001001	FE396001003	01	(1)
NOTE(S)				
For definitions of interchangeability codes in column INT. refer to ATA (CSDD Chapter 2).				
(1): The interchangeability possibilities are for new or modified parts introduced by the accomplishment of this Service Bulletin.				

Interchangeable parts for task set A350-A-52-XX-P049-01000-93AB-A OPTION 2 - Replacement of the Door Actuator as per AMM

DESCRIPTION	OLD PART No.	NEW PART No.	INT	SEE NOTES
ACTUATOR-DOOR	FE396001001	FE396001003	01	(1)
NOTE(S)				
For definitions of interchangeability codes in column INT. refer to ATA (CSDD Chapter 2).				
(1): The interchangeability possibilities are for new or modified parts introduced by the accomplishment of this Service Bulletin.				

CONF 018

Interchangeable parts for task set A350-A-52-XX-P049-01000-93AA-A OPTION 1 - Modification of the Door Actuator in accordance with VSB

DESCRIPTION	OLD PART No.	NEW PART No.	INT	SEE NOTES
ACTUATOR-DOOR	FE396001001	FE396001003	01	(1)
NOTE(S)				
For definitions of interchangeability codes in column INT. refer to ATA (CSDD Chapter 2).				
(1): The interchangeability possibilities are for new or modified parts introduced by the accomplishment of this Service Bulletin.				

Interchangeable parts for task set A350-A-52-XX-P049-01000-93AB-A OPTION 2 - Replacement of the Door Actuator as per AMM

DESCRIPTION	OLD PART No.	NEW PART No.	INT	SEE NOTES
ACTUATOR-DOOR	FE396001001	FE396001003	01	(1)
NOTE(S)				
For definitions of interchangeability codes in column INT. refer to ATA (CSDD Chapter 2).				
(1): The interchangeability possibilities are for new or modified parts introduced by the accomplishment of this Service Bulletin.				

CONF 019

Interchangeable parts for task set A350-A-52-XX-P049-01000-93AA-A OPTION 1 - Modification of the Door Actuator in accordance with VSB

DESCRIPTION	OLD PART No.	NEW PART No.	INT	SEE NOTES
ACTUATOR-DOOR	FE396001001	FE396001003	01	(1)
NOTE(S)				
For definitions of interchangeability codes in column INT. refer to ATA (CSDD Chapter 2).				
(1): The interchangeability possibilities are for new or modified parts introduced by the accomplishment of this Service Bulletin.				

Interchangeable parts for task set A350-A-52-XX-P049-01000-93AB-A OPTION 2 - Replacement of the Door Actuator as per AMM

DESCRIPTION	OLD PART No.	NEW PART No.	INT	SEE NOTES
ACTUATOR-DOOR	FE396001001	FE396001003	01	(1)
NOTE(S)				
For definitions of interchangeability codes in column INT. refer to ATA (CSDD Chapter 2).				

DESCRIPTION	OLD PART No.	NEW PART No.	INT	SEE NOTES
(1): The interchangeability possibilities are for new or modified parts introduced by the accomplishment of this Service Bulletin.				

CONF 020

Interchangeable parts for task set A350-A-52-XX-P049-01000-93AA-A OPTION 1 - Modification of the Door Actuator in accordance with VSB

DESCRIPTION	OLD PART No.	NEW PART No.	INT	SEE NOTES
ACTUATOR-DOOR	FE396001001	FE396001003	01	(1)
NOTE(S)				
For definitions of interchangeability codes in column INT. refer to ATA (CSDD Chapter 2).				
(1): The interchangeability possibilities are for new or modified parts introduced by the accomplishment of this Service Bulletin.				

Interchangeable parts for task set A350-A-52-XX-P049-01000-93AB-A OPTION 2 - Replacement of the Door Actuator as per AMM

DESCRIPTION	OLD PART No.	NEW PART No.	INT	SEE NOTES
ACTUATOR-DOOR	FE396001001	FE396001003	01	(1)
NOTE(S)				
For definitions of interchangeability codes in column INT. refer to ATA (CSDD Chapter 2).				
(1): The interchangeability possibilities are for new or modified parts introduced by the accomplishment of this Service Bulletin.				

CONF 021

Interchangeable parts for task set A350-A-52-XX-P049-01000-93AA-A OPTION 1 - Modification of the Door Actuator in accordance with VSB

DESCRIPTION	OLD PART No.	NEW PART No.	INT	SEE NOTES
ACTUATOR-DOOR	FE396001001	FE396001003	01	(1)
NOTE(S)				
For definitions of interchangeability codes in column INT. refer to ATA (CSDD Chapter 2).				
(1): The interchangeability possibilities are for new or modified parts introduced by the accomplishment of this Service Bulletin.				

Interchangeable parts for task set A350-A-52-XX-P049-01000-93AB-A OPTION 2 - Replacement of the Door Actuator as per AMM

DESCRIPTION	OLD PART No.	NEW PART No.	INT	SEE NOTES
ACTUATOR-DOOR	FE396001001	FE396001003	01	(1)
NOTE(S)				
For definitions of interchangeability codes in column INT. refer to ATA (CSDD Chapter 2).				
(1): The interchangeability possibilities are for new or modified parts introduced by the accomplishment of this Service Bulletin.				

CONF 022

Interchangeable parts for task set A350-A-52-XX-P049-01000-93AA-A OPTION 1 - Modification of the Door Actuator in accordance with VSB

DESCRIPTION	OLD PART No.	NEW PART No.	INT	SEE NOTES
ACTUATOR-DOOR	FE396001001	FE396001003	01	(1)
NOTE(S)				
For definitions of interchangeability codes in column INT. refer to ATA (CSDD Chapter 2).				
(1): The interchangeability possibilities are for new or modified parts introduced by the accomplishment of this Service Bulletin.				

Interchangeable parts for task set A350-A-52-XX-P049-01000-93AB-A OPTION 2 - Replacement of the Door Actuator as per AMM

DESCRIPTION	OLD PART No.	NEW PART No.	INT	SEE NOTES
ACTUATOR-DOOR	FE396001001	FE396001003	01	(1)
NOTE(S)				
For definitions of interchangeability codes in column INT. refer to ATA (CSDD Chapter 2).				
(1): The interchangeability possibilities are for new or modified parts introduced by the accomplishment of this Service Bulletin.				

CONF 023

Interchangeable parts for task set A350-A-52-XX-P049-01000-93AA-A OPTION 1 - Modification of the Door Actuator in accordance with VSB

DESCRIPTION	OLD PART No.	NEW PART No.	INT	SEE NOTES
ACTUATOR-DOOR	FE396001001	FE396001003	01	(1)
NOTE(S)				
For definitions of interchangeability codes in column INT. refer to ATA (CSDD Chapter 2).				
(1): The interchangeability possibilities are for new or modified parts introduced by the accomplishment of this Service Bulletin.				

Interchangeable parts for task set A350-A-52-XX-P049-01000-93AB-A OPTION 2 - Replacement of the Door Actuator as per AMM

DESCRIPTION	OLD PART No.	NEW PART No.	INT	SEE NOTES
ACTUATOR-DOOR	FE396001001	FE396001003	01	(1)
NOTE(S)				
For definitions of interchangeability codes in column INT. refer to ATA (CSDD Chapter 2).				
(1): The interchangeability possibilities are for new or modified parts introduced by the accomplishment of this Service Bulletin.				

CONF 024

Interchangeable parts for task set A350-A-52-XX-P049-01000-93AA-A OPTION 1 - Modification of the Door Actuator in accordance with VSB

DESCRIPTION	OLD PART No.	NEW PART No.	INT	SEE NOTES
ACTUATOR-DOOR	FE396001001	FE396001003	01	(1)
NOTE(S)				
For definitions of interchangeability codes in column INT. refer to ATA (CSDD Chapter 2).				
(1): The interchangeability possibilities are for new or modified parts introduced by the accomplishment of this Service Bulletin.				

Interchangeable parts for task set A350-A-52-XX-P049-01000-93AB-A OPTION 2 - Replacement of the Door Actuator as per AMM

DESCRIPTION	OLD PART No.	NEW PART No.	INT	SEE NOTES
ACTUATOR-DOOR	FE396001001	FE396001003	01	(1)
NOTE(S)				
For definitions of interchangeability codes in column INT. refer to ATA (CSDD Chapter 2).				
(1): The interchangeability possibilities are for new or modified parts introduced by the accomplishment of this Service Bulletin.				

CONF 025

Interchangeable parts for task set A350-A-52-XX-P049-01000-93AA-A OPTION 1 - Modification of the Door Actuator in accordance with VSB

DESCRIPTION	OLD PART No.	NEW PART No.	INT	SEE NOTES
ACTUATOR-DOOR	FE396001001	FE396001003	01	(1)
NOTE(S)				
For definitions of interchangeability codes in column INT. refer to ATA (CSDD Chapter 2).				
(1): The interchangeability possibilities are for new or modified parts introduced by the accomplishment of this Service Bulletin.				

Interchangeable parts for task set A350-A-52-XX-P049-01000-93AB-A OPTION 2 - Replacement of the Door Actuator as per AMM

DESCRIPTION	OLD PART No.	NEW PART No.	INT	SEE NOTES
ACTUATOR-DOOR	FE396001001	FE396001003	01	(1)
NOTE(S)				
For definitions of interchangeability codes in column INT. refer to ATA (CSDD Chapter 2).				
(1): The interchangeability possibilities are for new or modified parts introduced by the accomplishment of this Service Bulletin.				

CONF 026

Interchangeable parts for task set A350-A-52-XX-P049-01000-93AA-A OPTION 1 - Modification of the Door Actuator in accordance with VSB

DESCRIPTION	OLD PART No.	NEW PART No.	INT	SEE NOTES
ACTUATOR-DOOR	FE396001001	FE396001003	01	(1)
NOTE(S)				
For definitions of interchangeability codes in column INT. refer to ATA (CSDD Chapter 2).				

DESCRIPTION	OLD PART No.	NEW PART No.	INT	SEE NOTES
(1): The interchangeability possibilities are for new or modified parts introduced by the accomplishment of this Service Bulletin.				

Interchangeable parts for task set A350-A-52-XX-P049-01000-93AB-A OPTION 2 - Replacement of the Door Actuator as per AMM

DESCRIPTION	OLD PART No.	NEW PART No.	INT	SEE NOTES
ACTUATOR-DOOR	FE396001001	FE396001003	01	(1)
NOTE(S)				
For definitions of interchangeability codes in column INT. refer to ATA (CSDD Chapter 2).				
(1): The interchangeability possibilities are for new or modified parts introduced by the accomplishment of this Service Bulletin.				

CONF 001

Spare parts for task set A350-A-52-XX-P049-01000-93AA-A OPTION 1 - Modification of the Door Actuator in accordance with VSB

DESCRIPTION	OLD PART No.	SEE NOTES
ACTUATOR-DOOR	FE396001001	(1)
NOTE(S)		
(1): The parts listed here must not be installed anymore on aircraft which have accomplished this Service Bulletin or which have the equivalent production modification embodied.		

Spare parts for task set A350-A-52-XX-P049-01000-93AB-A OPTION 2 - Replacement of the Door Actuator as per AMM

DESCRIPTION	OLD PART No.	SEE NOTES
ACTUATOR-DOOR	FE396001001	(1)
NOTE(S)		
(1): The parts listed here must not be installed anymore on aircraft which have accomplished this Service Bulletin or which have the equivalent production modification embodied.		

CONF 002

Spare parts for task set A350-A-52-XX-P049-01000-93AA-A OPTION 1 - Modification of the Door Actuator in accordance with VSB

DESCRIPTION	OLD PART No.	SEE NOTES
ACTUATOR-DOOR	FE396001001	(1)
NOTE(S)		
(1): The parts listed here must not be installed anymore on aircraft which have accomplished this Service Bulletin or which have the equivalent production modification embodied.		

Spare parts for task set A350-A-52-XX-P049-01000-93AB-A OPTION 2 - Replacement of the Door Actuator as per AMM

DESCRIPTION	OLD PART No.	SEE NOTES
ACTUATOR-DOOR	FE396001001	(1)
NOTE(S)		
(1): The parts listed here must not be installed anymore on aircraft which have accomplished this Service Bulletin or which have the equivalent production modification embodied.		

CONF 003

Spare parts for task set A350-A-52-XX-P049-01000-93AA-A OPTION 1 - Modification of the Door Actuator in accordance with VSB

DESCRIPTION	OLD PART No.	SEE NOTES
ACTUATOR-DOOR	FE396001001	(1)
NOTE(S)		
(1): The parts listed here must not be installed anymore on aircraft which have accomplished this Service Bulletin or which have the equivalent production modification embodied.		

Spare parts for task set A350-A-52-XX-P049-01000-93AB-A OPTION 2 - Replacement of the Door Actuator as per AMM

DESCRIPTION	OLD PART No.	SEE NOTES
ACTUATOR-DOOR	FE396001001	(1)
NOTE(S)		
(1): The parts listed here must not be installed anymore on aircraft which have accomplished this Service Bulletin or which have the equivalent production modification embodied.		

CONF 004

Spare parts for task set A350-A-52-XX-P049-01000-93AA-A OPTION 1 - Modification of the Door Actuator in accordance with VSB

DESCRIPTION	OLD PART No.	SEE NOTES
ACTUATOR-DOOR	FE396001001	(1)
NOTE(S)		
(1): The parts listed here must not be installed anymore on aircraft which have accomplished this Service Bulletin or which have the equivalent production modification embodied.		

Spare parts for task set A350-A-52-XX-P049-01000-93AB-A OPTION 2 - Replacement of the Door Actuator as per AMM

DESCRIPTION	OLD PART No.	SEE NOTES
ACTUATOR-DOOR	FE396001001	(1)
NOTE(S)		
(1): The parts listed here must not be installed anymore on aircraft which have accomplished this Service Bulletin or which have the equivalent production modification embodied.		

CONF 005

Spare parts for task set A350-A-52-XX-P049-01000-93AA-A OPTION 1 - Modification of the Door Actuator in accordance with VSB

DESCRIPTION	OLD PART No.	SEE NOTES
ACTUATOR-DOOR	FE396001001	(1)
NOTE(S)		
(1): The parts listed here must not be installed anymore on aircraft which have accomplished this Service Bulletin or which have the equivalent production modification embodied.		

Spare parts for task set A350-A-52-XX-P049-01000-93AB-A OPTION 2 - Replacement of the Door Actuator as per AMM

DESCRIPTION	OLD PART No.	SEE NOTES
ACTUATOR-DOOR	FE396001001	(1)
NOTE(S)		
(1): The parts listed here must not be installed anymore on aircraft which have accomplished this Service Bulletin or which have the equivalent production modification embodied.		

CONF 006

Spare parts for task set A350-A-52-XX-P049-01000-93AA-A OPTION 1 - Modification of the Door Actuator in accordance with VSB

DESCRIPTION	OLD PART No.	SEE NOTES
ACTUATOR-DOOR	FE396001001	(1)
NOTE(S)		
(1): The parts listed here must not be installed anymore on aircraft which have accomplished this Service Bulletin or which have the equivalent production modification embodied.		

Spare parts for task set A350-A-52-XX-P049-01000-93AB-A OPTION 2 - Replacement of the Door Actuator as per AMM

DESCRIPTION	OLD PART No.	SEE NOTES
ACTUATOR-DOOR	FE396001001	(1)
NOTE(S)		
(1): The parts listed here must not be installed anymore on aircraft which have accomplished this Service Bulletin or which have the equivalent production modification embodied.		

CONF 007

Spare parts for task set A350-A-52-XX-P049-01000-93AA-A OPTION 1 - Modification of the Door Actuator in accordance with VSB

DESCRIPTION	OLD PART No.	SEE NOTES
ACTUATOR-DOOR	FE396001001	(1)
NOTE(S)		
(1): The parts listed here must not be installed anymore on aircraft which have accomplished this Service Bulletin or which have the equivalent production modification embodied.		

Spare parts for task set A350-A-52-XX-P049-01000-93AB-A OPTION 2 - Replacement of the Door Actuator as per AMM

DESCRIPTION	OLD PART No.	SEE NOTES
ACTUATOR-DOOR	FE396001001	(1)
NOTE(S)		
(1): The parts listed here must not be installed anymore on aircraft which have accomplished this Service Bulletin or which have the equivalent production modification embodied.		

CONF 008

Spare parts for task set A350-A-52-XX-P049-01000-93AA-A OPTION 1 - Modification of the Door Actuator in accordance with VSB

DESCRIPTION	OLD PART No.	SEE NOTES
ACTUATOR-DOOR	FE396001001	(1)
NOTE(S)		
(1): The parts listed here must not be installed anymore on aircraft which have accomplished this Service Bulletin or which have the equivalent production modification embodied.		

Spare parts for task set A350-A-52-XX-P049-01000-93AB-A OPTION 2 - Replacement of the Door Actuator as per AMM

DESCRIPTION	OLD PART No.	SEE NOTES
ACTUATOR-DOOR	FE396001001	(1)
NOTE(S)		
(1): The parts listed here must not be installed anymore on aircraft which have accomplished this Service Bulletin or which have the equivalent production modification embodied.		

CONF 009

Spare parts for task set A350-A-52-XX-P049-01000-93AA-A OPTION 1 - Modification of the Door Actuator in accordance with VSB

DESCRIPTION	OLD PART No.	SEE NOTES
ACTUATOR-DOOR	FE396001001	(1)
NOTE(S)		
(1): The parts listed here must not be installed anymore on aircraft which have accomplished this Service Bulletin or which have the equivalent production modification embodied.		

Spare parts for task set A350-A-52-XX-P049-01000-93AB-A OPTION 2 - Replacement of the Door Actuator as per AMM

DESCRIPTION	OLD PART No.	SEE NOTES
ACTUATOR-DOOR	FE396001001	(1)
NOTE(S)		
(1): The parts listed here must not be installed anymore on aircraft which have accomplished this Service Bulletin or which have the equivalent production modification embodied.		

CONF 010

Spare parts for task set A350-A-52-XX-P049-01000-93AA-A OPTION 1 - Modification of the Door Actuator in accordance with VSB

DESCRIPTION	OLD PART No.	SEE NOTES
ACTUATOR-DOOR	FE396001001	(1)
NOTE(S)		
(1): The parts listed here must not be installed anymore on aircraft which have accomplished this Service Bulletin or which have the equivalent production modification embodied.		

Spare parts for task set A350-A-52-XX-P049-01000-93AB-A OPTION 2 - Replacement of the Door Actuator as per AMM

DESCRIPTION	OLD PART No.	SEE NOTES
ACTUATOR-DOOR	FE396001001	(1)
NOTE(S)		
(1): The parts listed here must not be installed anymore on aircraft which have accomplished this Service Bulletin or which have the equivalent production modification embodied.		

CONF 011

Spare parts for task set A350-A-52-XX-P049-01000-93AA-A OPTION 1 - Modification of the Door Actuator in accordance with VSB

DESCRIPTION	OLD PART No.	SEE NOTES
ACTUATOR-DOOR	FE396001001	(1)
NOTE(S)		
(1): The parts listed here must not be installed anymore on aircraft which have accomplished this Service Bulletin or which have the equivalent production modification embodied.		

Spare parts for task set A350-A-52-XX-P049-01000-93AB-A OPTION 2 - Replacement of the Door Actuator as per AMM

DESCRIPTION	OLD PART No.	SEE NOTES
ACTUATOR-DOOR	FE396001001	(1)
NOTE(S)		
(1): The parts listed here must not be installed anymore on aircraft which have accomplished this Service Bulletin or which have the equivalent production modification embodied.		

CONF 012

Spare parts for task set A350-A-52-XX-P049-01000-93AA-A OPTION 1 - Modification of the Door Actuator in accordance with VSB

DESCRIPTION	OLD PART No.	SEE NOTES
ACTUATOR-DOOR	FE396001001	(1)
NOTE(S)		
(1): The parts listed here must not be installed anymore on aircraft which have accomplished this Service Bulletin or which have the equivalent production modification embodied.		

Spare parts for task set A350-A-52-XX-P049-01000-93AB-A OPTION 2 - Replacement of the Door Actuator as per AMM

DESCRIPTION	OLD PART No.	SEE NOTES
ACTUATOR-DOOR	FE396001001	(1)
NOTE(S)		
(1): The parts listed here must not be installed anymore on aircraft which have accomplished this Service Bulletin or which have the equivalent production modification embodied.		

CONF 013

Spare parts for task set A350-A-52-XX-P049-01000-93AA-A OPTION 1 - Modification of the Door Actuator in accordance with VSB

DESCRIPTION	OLD PART No.	SEE NOTES
ACTUATOR-DOOR	FE396001001	(1)
NOTE(S)		
(1): The parts listed here must not be installed anymore on aircraft which have accomplished this Service Bulletin or which have the equivalent production modification embodied.		

Spare parts for task set A350-A-52-XX-P049-01000-93AB-A OPTION 2 - Replacement of the Door Actuator as per AMM

DESCRIPTION	OLD PART No.	SEE NOTES
ACTUATOR-DOOR	FE396001001	(1)
NOTE(S)		
(1): The parts listed here must not be installed anymore on aircraft which have accomplished this Service Bulletin or which have the equivalent production modification embodied.		

CONF 014

Spare parts for task set A350-A-52-XX-P049-01000-93AA-A OPTION 1 - Modification of the Door Actuator in accordance with VSB

DESCRIPTION	OLD PART No.	SEE NOTES
ACTUATOR-DOOR	FE396001001	(1)
NOTE(S)		
(1): The parts listed here must not be installed anymore on aircraft which have accomplished this Service Bulletin or which have the equivalent production modification embodied.		

Spare parts for task set A350-A-52-XX-P049-01000-93AB-A OPTION 2 - Replacement of the Door Actuator as per AMM

DESCRIPTION	OLD PART No.	SEE NOTES
ACTUATOR-DOOR	FE396001001	(1)
NOTE(S)		
(1): The parts listed here must not be installed anymore on aircraft which have accomplished this Service Bulletin or which have the equivalent production modification embodied.		

CONF 015

Spare parts for task set A350-A-52-XX-P049-01000-93AA-A OPTION 1 - Modification of the Door Actuator in accordance with VSB

DESCRIPTION	OLD PART No.	SEE NOTES
ACTUATOR-DOOR	FE396001001	(1)
NOTE(S)		
(1): The parts listed here must not be installed anymore on aircraft which have accomplished this Service Bulletin or which have the equivalent production modification embodied.		

Spare parts for task set A350-A-52-XX-P049-01000-93AB-A OPTION 2 - Replacement of the Door Actuator as per AMM

DESCRIPTION	OLD PART No.	SEE NOTES
ACTUATOR-DOOR	FE396001001	(1)
NOTE(S)		
(1): The parts listed here must not be installed anymore on aircraft which have accomplished this Service Bulletin or which have the equivalent production modification embodied.		

CONF 016

Spare parts for task set A350-A-52-XX-P049-01000-93AA-A OPTION 1 - Modification of the Door Actuator in accordance with VSB

DESCRIPTION	OLD PART No.	SEE NOTES
ACTUATOR-DOOR	FE396001001	(1)
NOTE(S)		
(1): The parts listed here must not be installed anymore on aircraft which have accomplished this Service Bulletin or which have the equivalent production modification embodied.		

Spare parts for task set A350-A-52-XX-P049-01000-93AB-A OPTION 2 - Replacement of the Door Actuator as per AMM

DESCRIPTION	OLD PART No.	SEE NOTES
ACTUATOR-DOOR	FE396001001	(1)
NOTE(S)		
(1): The parts listed here must not be installed anymore on aircraft which have accomplished this Service Bulletin or which have the equivalent production modification embodied.		

CONF 017

Spare parts for task set A350-A-52-XX-P049-01000-93AA-A OPTION 1 - Modification of the Door Actuator in accordance with VSB

DESCRIPTION	OLD PART No.	SEE NOTES
ACTUATOR-DOOR	FE396001001	(1)
NOTE(S)		
(1): The parts listed here must not be installed anymore on aircraft which have accomplished this Service Bulletin or which have the equivalent production modification embodied.		

Spare parts for task set A350-A-52-XX-P049-01000-93AB-A OPTION 2 - Replacement of the Door Actuator as per AMM

DESCRIPTION	OLD PART No.	SEE NOTES
ACTUATOR-DOOR	FE396001001	(1)
NOTE(S)		
(1): The parts listed here must not be installed anymore on aircraft which have accomplished this Service Bulletin or which have the equivalent production modification embodied.		

CONF 018

Spare parts for task set A350-A-52-XX-P049-01000-93AA-A OPTION 1 - Modification of the Door Actuator in accordance with VSB

DESCRIPTION	OLD PART No.	SEE NOTES
ACTUATOR-DOOR	FE396001001	(1)
NOTE(S)		
(1): The parts listed here must not be installed anymore on aircraft which have accomplished this Service Bulletin or which have the equivalent production modification embodied.		

Spare parts for task set A350-A-52-XX-P049-01000-93AB-A OPTION 2 - Replacement of the Door Actuator as per AMM

DESCRIPTION	OLD PART No.	SEE NOTES
ACTUATOR-DOOR	FE396001001	(1)
NOTE(S)		
(1): The parts listed here must not be installed anymore on aircraft which have accomplished this Service Bulletin or which have the equivalent production modification embodied.		

CONF 019

Spare parts for task set A350-A-52-XX-P049-01000-93AA-A OPTION 1 - Modification of the Door Actuator in accordance with VSB

DESCRIPTION	OLD PART No.	SEE NOTES
ACTUATOR-DOOR	FE396001001	(1)
NOTE(S)		
(1): The parts listed here must not be installed anymore on aircraft which have accomplished this Service Bulletin or which have the equivalent production modification embodied.		

Spare parts for task set A350-A-52-XX-P049-01000-93AB-A OPTION 2 - Replacement of the Door Actuator as per AMM

DESCRIPTION	OLD PART No.	SEE NOTES
ACTUATOR-DOOR	FE396001001	(1)
NOTE(S)		
(1): The parts listed here must not be installed anymore on aircraft which have accomplished this Service Bulletin or which have the equivalent production modification embodied.		

CONF 020

Spare parts for task set A350-A-52-XX-P049-01000-93AA-A OPTION 1 - Modification of the Door Actuator in accordance with VSB

DESCRIPTION	OLD PART No.	SEE NOTES
ACTUATOR-DOOR	FE396001001	(1)
NOTE(S)		
(1): The parts listed here must not be installed anymore on aircraft which have accomplished this Service Bulletin or which have the equivalent production modification embodied.		

Spare parts for task set A350-A-52-XX-P049-01000-93AB-A OPTION 2 - Replacement of the Door Actuator as per AMM

DESCRIPTION	OLD PART No.	SEE NOTES
ACTUATOR-DOOR	FE396001001	(1)
NOTE(S)		
(1): The parts listed here must not be installed anymore on aircraft which have accomplished this Service Bulletin or which have the equivalent production modification embodied.		

CONF 021

Spare parts for task set A350-A-52-XX-P049-01000-93AA-A OPTION 1 - Modification of the Door Actuator in accordance with VSB

DESCRIPTION	OLD PART No.	SEE NOTES
ACTUATOR-DOOR	FE396001001	(1)
NOTE(S)		
(1): The parts listed here must not be installed anymore on aircraft which have accomplished this Service Bulletin or which have the equivalent production modification embodied.		

Spare parts for task set A350-A-52-XX-P049-01000-93AB-A OPTION 2 - Replacement of the Door Actuator as per AMM

DESCRIPTION	OLD PART No.	SEE NOTES
ACTUATOR-DOOR	FE396001001	(1)
NOTE(S)		
(1): The parts listed here must not be installed anymore on aircraft which have accomplished this Service Bulletin or which have the equivalent production modification embodied.		

CONF 022

Spare parts for task set A350-A-52-XX-P049-01000-93AA-A OPTION 1 - Modification of the Door Actuator in accordance with VSB

DESCRIPTION	OLD PART No.	SEE NOTES
ACTUATOR-DOOR	FE396001001	(1)
NOTE(S)		
(1): The parts listed here must not be installed anymore on aircraft which have accomplished this Service Bulletin or which have the equivalent production modification embodied.		

Spare parts for task set A350-A-52-XX-P049-01000-93AB-A OPTION 2 - Replacement of the Door Actuator as per AMM

DESCRIPTION	OLD PART No.	SEE NOTES
ACTUATOR-DOOR	FE396001001	(1)
NOTE(S)		
(1): The parts listed here must not be installed anymore on aircraft which have accomplished this Service Bulletin or which have the equivalent production modification embodied.		

CONF 023

Spare parts for task set A350-A-52-XX-P049-01000-93AA-A OPTION 1 - Modification of the Door Actuator in accordance with VSB

DESCRIPTION	OLD PART No.	SEE NOTES
ACTUATOR-DOOR	FE396001001	(1)
NOTE(S)		
(1): The parts listed here must not be installed anymore on aircraft which have accomplished this Service Bulletin or which have the equivalent production modification embodied.		

Spare parts for task set A350-A-52-XX-P049-01000-93AB-A OPTION 2 - Replacement of the Door Actuator as per AMM

DESCRIPTION	OLD PART No.	SEE NOTES
ACTUATOR-DOOR	FE396001001	(1)
NOTE(S)		
(1): The parts listed here must not be installed anymore on aircraft which have accomplished this Service Bulletin or which have the equivalent production modification embodied.		

CONF 024

Spare parts for task set A350-A-52-XX-P049-01000-93AA-A OPTION 1 - Modification of the Door Actuator in accordance with VSB

DESCRIPTION	OLD PART No.	SEE NOTES
ACTUATOR-DOOR	FE396001001	(1)
NOTE(S)		
(1): The parts listed here must not be installed anymore on aircraft which have accomplished this Service Bulletin or which have the equivalent production modification embodied.		

Spare parts for task set A350-A-52-XX-P049-01000-93AB-A OPTION 2 - Replacement of the Door Actuator as per AMM

DESCRIPTION	OLD PART No.	SEE NOTES
ACTUATOR-DOOR	FE396001001	(1)
NOTE(S)		
(1): The parts listed here must not be installed anymore on aircraft which have accomplished this Service Bulletin or which have the equivalent production modification embodied.		

CONF 025

Spare parts for task set A350-A-52-XX-P049-01000-93AA-A OPTION 1 - Modification of the Door Actuator in accordance with VSB

DESCRIPTION	OLD PART No.	SEE NOTES
ACTUATOR-DOOR	FE396001001	(1)
NOTE(S)		
(1): The parts listed here must not be installed anymore on aircraft which have accomplished this Service Bulletin or which have the equivalent production modification embodied.		

Spare parts for task set A350-A-52-XX-P049-01000-93AB-A OPTION 2 - Replacement of the Door Actuator as per AMM

DESCRIPTION	OLD PART No.	SEE NOTES
ACTUATOR-DOOR	FE396001001	(1)
NOTE(S)		
(1): The parts listed here must not be installed anymore on aircraft which have accomplished this Service Bulletin or which have the equivalent production modification embodied.		

CONF 026

Spare parts for task set A350-A-52-XX-P049-01000-93AA-A OPTION 1 - Modification of the Door Actuator in accordance with VSB

DESCRIPTION	OLD PART No.	SEE NOTES
ACTUATOR-DOOR	FE396001001	(1)
NOTE(S)		
(1): The parts listed here must not be installed anymore on aircraft which have accomplished this Service Bulletin or which have the equivalent production modification embodied.		

Spare parts for task set A350-A-52-XX-P049-01000-93AB-A OPTION 2 - Replacement of the Door Actuator as per AMM

DESCRIPTION	OLD PART No.	SEE NOTES
ACTUATOR-DOOR	FE396001001	(1)
NOTE(S)		
(1): The parts listed here must not be installed anymore on aircraft which have accomplished this Service Bulletin or which have the equivalent production modification embodied.		

CONF ALL

3. ACCOMPLISHMENT INSTRUCTIONS

Task set A350-A-52-XX-P049-01000-93AA-A (A350-A-52-XX-P049-01ZZZ-93AZ-A)
OPTION 1 - Modification of the Door Actuator in accordance with VSB

WARNING: MAKE SURE THAT YOU OBEY ALL THE WARNINGS AND ALL THE CAUTIONS INCLUDED IN THE REFERENCED PROCEDURES.

CAUTION: ALWAYS OBEY THE PRECAUTIONS THAT FOLLOW TO KEEP ELECTRICAL WIRING IN A SATISFACTORY CONDITION (ELECTRICALLY AND MECHANICALLY SERVICEABLE). WHEN YOU DO A MAINTENANCE WORK, REPAIRS OR MODIFICATIONS, ALWAYS KEEP ELECTRICAL WIRING, COMPONENTS AND THE WORK AREA AS CLEAN AS POSSIBLE. TO DO THIS:
- **PUT PROTECTION, SUCH AS PLASTIC SHEETING, CLOTHS, ETC., AS NECESSARY ON WIRING AND COMPONENTS.**
- **REGULARLY REMOVE ALL SHAVINGS, UNWANTED MATERIAL AND OTHER CONTAMINATION.**

THESE PRECAUTIONS WILL DECREASE THE RISK OF CONTAMINATION AND DAMAGE TO THE ELECTRICAL WIRING INSTALLATION.
IF THERE IS CONTAMINATION, REFER TO Ref. ESP A350-A-20-55-XX-01ZZZ-042Z-A.

NOTE: The accomplishment instructions of this Service Bulletin include procedures given in other documents or in other sections of the Service Bulletin. When the words “refer to” are used and the operator has a procedure accepted by the local authority he belongs to, the accepted alternative procedure can be used. When the words “in accordance with” are used then the given procedure must be followed.

NOTE: The access and close-up instructions, not comprising return to service tests, in this Service Bulletin do not constitute or affect the technical intent of the Service Bulletin. Operators can therefore, as deemed necessary, omit or add access and/or close-up steps to add flexibility to their maintenance operations as long as the technical intent of the Service Bulletin is met within the set parameters.

NOTE: Manual titles given in the accomplishment instructions are referred to by acronyms. Refer to paragraph 1.J., References, for the definition of acronyms.

NOTE: This Service Bulletin is classified mandatory or expected to be classified mandatory by an Airworthiness Directive (AD). The paragraphs 3.C. and 3.E. in these accomplishment instructions are Required for Compliance (RC) and must be done to comply with the AD. To allow more flexibility, the rule "refer to" and "in accordance with" will apply to these paragraphs 3.C. and 3.E. Other paragraphs are recommended and may be deviated from, done as part of other actions or done with accepted methods different from those given in the Service Bulletin, as long as the RC paragraphs can be done and the aircraft can be put back into a serviceable condition.

NOTE: This Service Bulletin contains the instructions for the on-aircraft maintenance necessary to ensure the continued airworthiness of the aircraft.
For any deviations to the instructions, including Required for Compliance paragraph contained herein, contact AIRBUS for further instructions and approval.

A. TASK SET ASSOCIATED INFORMATION

Task Manpower

CONF 001

TOTAL MAN-HOURS	10.80 h

CONF 002		
	TOTAL MAN-HOURS	9.45 h
CONF 003		
	TOTAL MAN-HOURS	8.10 h
CONF 004		
	TOTAL MAN-HOURS	6.75 h
CONF 005		
	TOTAL MAN-HOURS	9.45 h
CONF 006		
	TOTAL MAN-HOURS	8.10 h
CONF 007		
	TOTAL MAN-HOURS	8.10 h
CONF 008		
	TOTAL MAN-HOURS	9.45 h
CONF 009		
	TOTAL MAN-HOURS	2.70 h
CONF 010		
	TOTAL MAN-HOURS	8.10 h
CONF 011		
	TOTAL MAN-HOURS	9.45 h
CONF 012		
	TOTAL MAN-HOURS	9.45 h
CONF 013		
	TOTAL MAN-HOURS	9.45 h
CONF 014		
	TOTAL MAN-HOURS	5.40 h
CONF 015		
	TOTAL MAN-HOURS	2.70 h
CONF 016		
	TOTAL MAN-HOURS	4.05 h
CONF 017		
	TOTAL MAN-HOURS	6.75 h
CONF 018		
	TOTAL MAN-HOURS	1.35 h
CONF 019		
	TOTAL MAN-HOURS	9.45 h
CONF 020		
	TOTAL MAN-HOURS	1.35 h
CONF 021		
	TOTAL MAN-HOURS	5.40 h
CONF 022		
	TOTAL MAN-HOURS	4.05 h
CONF 023		
	TOTAL MAN-HOURS	2.70 h
CONF 024		
	TOTAL MAN-HOURS	2.70 h
CONF 025		
	TOTAL MAN-HOURS	10.80 h
CONF 026		
	TOTAL MAN-HOURS	9.45 h
CONF 001		
	ELAPSED TIME (HOURS)	5.55 h
CONF 002		
	ELAPSED TIME (HOURS)	4.95 h
CONF 003		
	ELAPSED TIME (HOURS)	4.35 h

CONF 004		
	ELAPSED TIME (HOURS)	3.75 h
CONF 005		
	ELAPSED TIME (HOURS)	4.95 h
CONF 006		
	ELAPSED TIME (HOURS)	4.35 h
CONF 007		
	ELAPSED TIME (HOURS)	4.35 h
CONF 008		
	ELAPSED TIME (HOURS)	4.95 h
CONF 009		
	ELAPSED TIME (HOURS)	1.95 h
CONF 010		
	ELAPSED TIME (HOURS)	4.35 h
CONF 011		
	ELAPSED TIME (HOURS)	4.95 h
CONF 012		
	ELAPSED TIME (HOURS)	4.95 h
CONF 013		
	ELAPSED TIME (HOURS)	4.95 h
CONF 014		
	ELAPSED TIME (HOURS)	3.15 h
CONF 015		
	ELAPSED TIME (HOURS)	1.95 h
CONF 016		
	ELAPSED TIME (HOURS)	2.55 h
CONF 017		
	ELAPSED TIME (HOURS)	3.75 h
CONF 018		
	ELAPSED TIME (HOURS)	1.35 h
CONF 019		
	ELAPSED TIME (HOURS)	4.95 h
CONF 020		
	ELAPSED TIME (HOURS)	1.35 h
CONF 021		
	ELAPSED TIME (HOURS)	3.15 h
CONF 022		
	ELAPSED TIME (HOURS)	2.55 h
CONF 023		
	ELAPSED TIME (HOURS)	1.95 h
CONF 024		
	ELAPSED TIME (HOURS)	1.95 h
CONF 025		
	ELAPSED TIME (HOURS)	5.55 h
CONF 026		
	ELAPSED TIME (HOURS)	4.95 h

CONF 001

Additional man-hours related to Vendor SB; refer to:
RATIER-FIGEAC (F0221) VSB FE396-52-01

CONF 002

Additional man-hours related to Vendor SB; refer to:
RATIER-FIGEAC (F0221) VSB FE396-52-01

CONF 003

Additional man-hours related to Vendor SB; refer to:
RATIER-FIGEAC (F0221) VSB FE396-52-01

CONF 004

Additional man-hours related to Vendor SB; refer to:
RATIER-FIGEAC (F0221) VSB FE396-52-01

CONF 005

Additional man-hours related to Vendor SB; refer to:
RATIER-FIGEAC (F0221) VSB FE396-52-01

CONF 006

Additional man-hours related to Vendor SB; refer to:
RATIER-FIGEAC (F0221) VSB FE396-52-01

CONF 007

Additional man-hours related to Vendor SB; refer to:
RATIER-FIGEAC (F0221) VSB FE396-52-01

CONF 008

Additional man-hours related to Vendor SB; refer to:
RATIER-FIGEAC (F0221) VSB FE396-52-01

CONF 009

Additional man-hours related to Vendor SB; refer to:
RATIER-FIGEAC (F0221) VSB FE396-52-01

CONF 010

Additional man-hours related to Vendor SB; refer to:
RATIER-FIGEAC (F0221) VSB FE396-52-01

CONF 011

Additional man-hours related to Vendor SB; refer to:
RATIER-FIGEAC (F0221) VSB FE396-52-01

CONF 012

Additional man-hours related to Vendor SB; refer to:
RATIER-FIGEAC (F0221) VSB FE396-52-01

CONF 013

Additional man-hours related to Vendor SB; refer to:
RATIER-FIGEAC (F0221) VSB FE396-52-01

CONF 014

Additional man-hours related to Vendor SB; refer to:
RATIER-FIGEAC (F0221) VSB FE396-52-01

CONF 015

Additional man-hours related to Vendor SB; refer to:
RATIER-FIGEAC (F0221) VSB FE396-52-01

CONF 016

Additional man-hours related to Vendor SB; refer to:
RATIER-FIGEAC (F0221) VSB FE396-52-01

CONF 017

Additional man-hours related to Vendor SB; refer to:
RATIER-FIGEAC (F0221) VSB FE396-52-01

CONF 018

Additional man-hours related to Vendor SB; refer to:
RATIER-FIGEAC (F0221) VSB FE396-52-01

CONF 019

Additional man-hours related to Vendor SB; refer to:
RATIER-FIGEAC (F0221) VSB FE396-52-01

CONF 020

Additional man-hours related to Vendor SB; refer to:
RATIER-FIGEAC (F0221) VSB FE396-52-01

CONF 021

Additional man-hours related to Vendor SB; refer to:
RATIER-FIGEAC (F0221) VSB FE396-52-01

CONF 022

Additional man-hours related to Vendor SB; refer to:
RATIER-FIGEAC (F0221) VSB FE396-52-01

CONF 023

Additional man-hours related to Vendor SB; refer to:
RATIER-FIGEAC (F0221) VSB FE396-52-01

CONF 024

Additional man-hours related to Vendor SB; refer to:
RATIER-FIGEAC (F0221) VSB FE396-52-01

CONF 025

Additional man-hours related to Vendor SB; refer to:
RATIER-FIGEAC (F0221) VSB FE396-52-01

CONF 026

Additional man-hours related to Vendor SB; refer to:
RATIER-FIGEAC (F0221) VSB FE396-52-01

CONF ALL

B. PREPARATION

CONF 001 025

(1) Task A350-A-52-XX-P049-01001-540A-A (A350-A-52-XX-P049-01ZZZ-540Z-A) Job Set-Up

Job Set-Up Information

Manpower/Resources/Skills

Man-hours	2.00 h
Minimum Number of person	1
Elapsed Time	2.00 h

Referenced Information

Manuals/Drawings	References/Sheets
INTRO	A350-A-00-61-04-11ZZZ-018Z-D
MP	A350-A-24-41-XX-00ZZZ-170Z-A A350-A-52-11-73-A6ZZZ-520Z-A A350-A-52-12-73-A6ZZZ-520Z-A A350-A-52-13-73-A6ZZZ-520Z-A

Procedure

NOTE: For the basic Aircraft configuration, refer to Ref. INTRO A350-A-00-61-04-11ZZZ-018Z-D “Maintenance Procedure - Introduction”.

(a) Make sure that the aircraft is electrically grounded, refer to Ref. MP A350-A-24-41-XX-00ZZZ-170Z-A.

(b) Do the job set-up procedure as specified in the removal of the actuator of Passenger (PAX)/crew door (FIN 5011MP1 and FIN 5011MP2), refer to Ref. MP A350-A-52-11-73-A6ZZZ-520Z-A.

(c) Do the job set-up procedure as specified in the removal of the actuator of PAX/ crew door (FIN 5012MP1, FIN 5012MP2, FIN 5012MP3 and FIN 5012MP4), refer to Ref. MP A350-A-52-12-73-A6ZZZ-520Z-A.

(d) Do the job set-up procedure as specified in the removal of the actuator of PAX/ crew door (FIN 5013MP1 and FIN 5013MP2), refer to Ref. MP A350-A-52-13-73-A6ZZZ-520Z-A.

CONF 002 026

(1) Task A350-A-52-XX-P049-01002-540A-A (A350-A-52-XX-P049-01ZZZ-540Z-A) Job Set-Up

Job Set-Up Information

Manpower/Resources/Skills

Man-hours	1.75 h
Minimum Number of person	1
Elapsed Time	1.75 h

Referenced Information

Manuals/Drawings	References/Sheets
INTRO	A350-A-00-61-04-11ZZZ-018Z-D
MP	A350-A-24-41-XX-00ZZZ-170Z-A A350-A-52-11-73-A6ZZZ-520Z-A A350-A-52-12-73-A6ZZZ-520Z-A A350-A-52-13-73-A6ZZZ-520Z-A

Procedure

NOTE: For the basic Aircraft configuration, refer to Ref. INTRO A350-A-00-61-04-11ZZZ-018Z-D “Maintenance Procedure - Introduction”.

(a) Make sure that the aircraft is electrically grounded, refer to Ref. MP A350-A-24-41-XX-00ZZZ-170Z-A.

(b) Do the job set-up procedure as specified in the removal of the actuator of Passenger (PAX)/crew door (FIN 5011MP1 and FIN 5011MP2), refer to Ref. MP A350-A-52-11-73-A6ZZZ-520Z-A.

(c) Do the job set-up procedure as specified in the removal of the actuator of PAX/ crew door (FIN 5012MP1, FIN 5012MP3 and FIN 5012MP4), refer to Ref. MP A350-A-52-12-73-A6ZZZ-520Z-A.

(d) Do the job set-up procedure as specified in the removal of the actuator of PAX/ crew door (FIN 5013MP1 and FIN 5013MP2), refer to Ref. MP A350-A-52-13-73-A6ZZZ-520Z-A.

CONF 003

(1) Task A350-A-52-XX-P049-01003-540A-A (A350-A-52-XX-P049-01ZZZ-540Z-A) Job Set-Up

Job Set-Up Information

Manpower/Resources/Skills

Man-hours	1.50 h

Minimum Number of person	1
Elapsed Time	1.50 h

Referenced Information

Manuals/Drawings	References/Sheets
INTRO	A350-A-00-61-04-11ZZZ-018Z-D
MP	A350-A-24-41-XX-00ZZZ-170Z-A A350-A-52-11-73-A6ZZZ-520Z-A A350-A-52-12-73-A6ZZZ-520Z-A

Procedure

NOTE: For the basic Aircraft configuration, refer to Ref. INTRO A350-A-00-61-04-11ZZZ-018Z-D “Maintenance Procedure - Introduction”.

(a) Make sure that the aircraft is electrically grounded, refer to Ref. MP A350-A-24-41-XX-00ZZZ-170Z-A.

(b) Do the job set-up procedure as specified in the removal of the actuator of Passenger (PAX)/crew door (FIN 5011MP1 and FIN 5011MP2), refer to Ref. MP A350-A-52-11-73-A6ZZZ-520Z-A.

(c) Do the job set-up procedure as specified in the removal of the actuator of PAX/crew door (FIN 5012MP1, FIN 5012MP2, FIN 5012MP3 and FIN 5012MP4), refer to Ref. MP A350-A-52-12-73-A6ZZZ-520Z-A.

CONF 004

(1) Task A350-A-52-XX-P049-01004-540A-A (A350-A-52-XX-P049-01ZZZ-540Z-A) Job Set-Up

Job Set-Up Information

Manpower/Resources/Skills

Man-hours	1.25 h
Minimum Number of person	1
Elapsed Time	1.25 h

Referenced Information

Manuals/Drawings	References/Sheets
INTRO	A350-A-00-61-04-11ZZZ-018Z-D
MP	A350-A-24-41-XX-00ZZZ-170Z-A A350-A-52-12-73-A6ZZZ-520Z-A A350-A-52-13-73-A6ZZZ-520Z-A

Procedure

NOTE: For the basic Aircraft configuration, refer to Ref. INTRO A350-A-00-61-04-11ZZZ-018Z-D “Maintenance Procedure - Introduction”.

(a) Make sure that the aircraft is electrically grounded, refer to Ref. MP A350-A-24-41-XX-00ZZZ-170Z-A.

(b) Do the job set-up procedure as specified in the removal of the actuator of Passenger (PAX)/crew door (FIN 5012MP1, FIN 5012MP2 and FIN 5012MP3), refer to Ref. MP A350-A-52-12-73-A6ZZZ-520Z-A.

(c) Do the job set-up procedure as specified in the removal of the actuator of PAX/ crew door (FIN 5013MP1 and FIN 5013MP2), refer to Ref. MP A350-A-52-13-73-A6ZZZ-520Z-A.

CONF 005

(1) Task A350-A-52-XX-P049-01005-540A-A (A350-A-52-XX-P049-01ZZZ-540Z-A) Job Set-Up

Job Set-Up Information

Manpower/Resources/Skills

Man-hours	1.75 h
Minimum Number of person	1
Elapsed Time	1.75 h

Referenced Information

Manuals/Drawings	References/Sheets
INTRO	A350-A-00-61-04-11ZZZ-018Z-D
MP	A350-A-24-41-XX-00ZZZ-170Z-A A350-A-52-11-73-A6ZZZ-520Z-A A350-A-52-12-73-A6ZZZ-520Z-A A350-A-52-13-73-A6ZZZ-520Z-A

Procedure

NOTE: For the basic Aircraft configuration, refer to Ref. INTRO A350-A-00-61-04-11ZZZ-018Z-D “Maintenance Procedure - Introduction”.

(a) Make sure that the aircraft is electrically grounded, refer to Ref. MP A350-A-24-41-XX-00ZZZ-170Z-A.

(b) Do the job set-up procedure as specified in the removal of the actuator of Passenger (PAX)/crew door (FIN 5011MP1), refer to Ref. MP A350-A-52-11-73-A6ZZZ-520Z-A.

(c) Do the job set-up procedure as specified in the removal of the actuator of PAX/ crew door (FIN 5012MP1, FIN 5012MP2, FIN 5012MP3 and FIN 5012MP4), refer to Ref. MP A350-A-52-12-73-A6ZZZ-520Z-A.

(d) Do the job set-up procedure as specified in the removal of the actuator of PAX/ crew door (FIN 5013MP1 and FIN 5013MP2), refer to Ref. MP A350-A-52-13-73-A6ZZZ-520Z-A.

CONF 006

(1) Task A350-A-52-XX-P049-01006-540A-A (A350-A-52-XX-P049-01ZZZ-540Z-A) Job Set-Up

Job Set-Up Information

Manpower/Resources/Skills

Man-hours	1.50 h
Minimum Number of person	1
Elapsed Time	1.50 h

Referenced Information

Manuals/Drawings	References/Sheets
INTRO	A350-A-00-61-04-11ZZZ-018Z-D
MP	A350-A-24-41-XX-00ZZZ-170Z-A A350-A-52-11-73-A6ZZZ-520Z-A A350-A-52-12-73-A6ZZZ-520Z-A A350-A-52-13-73-A6ZZZ-520Z-A

Procedure

NOTE: For the basic Aircraft configuration, refer to Ref. INTRO A350-A-00-61-04-11ZZZ-018Z-D “Maintenance Procedure - Introduction”.

(a) Make sure that the aircraft is electrically grounded, refer to Ref. MP A350-A-24-41-XX-00ZZZ-170Z-A.

(b) Do the job set-up procedure as specified in the removal of the actuator of Passenger (PAX)/crew door (FIN 5011MP2), refer to Ref. MP A350-A-52-11-73-A6ZZZ-520Z-A.

(c) Do the job set-up procedure as specified in the removal of the actuator of PAX/crew door (FIN 5012MP2, FIN 5012MP3 and FIN 5012MP4), refer to Ref. MP A350-A-52-12-73-A6ZZZ-520Z-A.

(d) Do the job set-up procedure as specified in the removal of the actuator of PAX/crew door (FIN 5013MP1 and FIN 5013MP2), refer to Ref. MP A350-A-52-13-73-A6ZZZ-520Z-A.

CONF 007

(1) Task A350-A-52-XX-P049-01007-540A-A (A350-A-52-XX-P049-01ZZZ-540Z-A) Job Set-Up

Job Set-Up Information

Manpower/Resources/Skills

Man-hours	1.50 h
Minimum Number of person	1
Elapsed Time	1.50 h

Referenced Information

Manuals/Drawings	References/Sheets
INTRO	A350-A-00-61-04-11ZZZ-018Z-D
MP	A350-A-24-41-XX-00ZZZ-170Z-A A350-A-52-11-73-A6ZZZ-520Z-A A350-A-52-12-73-A6ZZZ-520Z-A A350-A-52-13-73-A6ZZZ-520Z-A

Procedure

NOTE: For the basic Aircraft configuration, refer to Ref. INTRO A350-A-00-61-04-11ZZZ-018Z-D “Maintenance Procedure - Introduction”.

(a) Make sure that the aircraft is electrically grounded, refer to Ref. MP A350-A-24-41-XX-00ZZZ-170Z-A.

(b) Do the job set-up procedure as specified in the removal of the actuator of Passenger (PAX)/crew door (FIN 5011MP1), refer to Ref. MP A350-A-52-11-73-A6ZZZ-520Z-A.

(c) Do the job set-up procedure as specified in the removal of the actuator of PAX/crew door (FIN 5012MP1, FIN 5012MP2, FIN 5012MP3 and FIN 5012MP4), refer to Ref. MP A350-A-52-12-73-A6ZZZ-520Z-A.

(d) Do the job set-up procedure as specified in the removal of the actuator of PAX/crew door (FIN 5013MP1), refer to Ref. MP A350-A-52-13-73-A6ZZZ-520Z-A.

CONF 008

(1) Task A350-A-52-XX-P049-01008-540A-A (A350-A-52-XX-P049-01ZZZ-540Z-A) Job Set-Up

Job Set-Up Information

Manpower/Resources/Skills

Man-hours	1.75 h
Minimum Number of person	1
Elapsed Time	1.75 h

Referenced Information

Manuals/Drawings	References/Sheets
INTRO	A350-A-00-61-04-11ZZZ-018Z-D
MP	A350-A-24-41-XX-00ZZZ-170Z-A A350-A-52-11-73-A6ZZZ-520Z-A A350-A-52-12-73-A6ZZZ-520Z-A A350-A-52-13-73-A6ZZZ-520Z-A

Procedure

NOTE: For the basic Aircraft configuration, refer to Ref. INTRO A350-A-00-61-04-11ZZZ-018Z-D “Maintenance Procedure - Introduction”.

(a) Make sure that the aircraft is electrically grounded, refer to Ref. MP A350-A-24-41-XX-00ZZZ-170Z-A.

(b) Do the job set-up procedure as specified in the removal of the actuator of Passenger (PAX)/crew door (FIN 5011MP2), refer to Ref. MP A350-A-52-11-73-A6ZZZ-520Z-A.

(c) Do the job set-up procedure as specified in the removal of the actuator of PAX/crew door (FIN 5012MP1, FIN 5012MP2, FIN 5012MP3 and FIN 5012MP4), refer to Ref. MP A350-A-52-12-73-A6ZZZ-520Z-A.

(d) Do the job set-up procedure as specified in the removal of the actuator of PAX/crew door (FIN 5013MP1 and FIN 5013MP2), refer to Ref. MP A350-A-52-13-73-A6ZZZ-520Z-A.

CONF 009

(1) Task A350-A-52-XX-P049-01009-540A-A (A350-A-52-XX-P049-01ZZZ-540Z-A) Job Set-Up

Job Set-Up Information

Manpower/Resources/Skills

Man-hours	0.50 h
Minimum Number of person	1

Elapsed Time	0.50 h

Referenced Information

Manuals/Drawings	References/Sheets
INTRO	A350-A-00-61-04-11ZZZ-018Z-D
MP	A350-A-24-41-XX-00ZZZ-170Z-A A350-A-52-13-73-A6ZZZ-520Z-A

Procedure

NOTE: For the basic Aircraft configuration, refer to Ref. INTRO A350-A-00-61-04-11ZZZ-018Z-D “Maintenance Procedure - Introduction”.

(a) Make sure that the aircraft is electrically grounded, refer to Ref. MP A350-A-24-41-XX-00ZZZ-170Z-A.

(b) Do the job set-up procedure as specified in the removal of the actuator of Passenger (PAX)/crew door (FIN 5013MP1 and FIN 5013MP2), refer to Ref. MP A350-A-52-13-73-A6ZZZ-520Z-A.

CONF 010

(1) Task A350-A-52-XX-P049-01010-540A-A (A350-A-52-XX-P049-01ZZZ-540Z-A) Job Set-Up

Job Set-Up Information

Manpower/Resources/Skills

Man-hours	1.50 h
Minimum Number of person	1
Elapsed Time	1.50 h

Referenced Information

Manuals/Drawings	References/Sheets
INTRO	A350-A-00-61-04-11ZZZ-018Z-D
MP	A350-A-24-41-XX-00ZZZ-170Z-A A350-A-52-11-73-A6ZZZ-520Z-A A350-A-52-12-73-A6ZZZ-520Z-A A350-A-52-13-73-A6ZZZ-520Z-A

Procedure

NOTE: For the basic Aircraft configuration, refer to Ref. INTRO A350-A-00-61-04-11ZZZ-018Z-D “Maintenance Procedure - Introduction”.

(a) Make sure that the aircraft is electrically grounded, refer to Ref. MP A350-A-24-41-XX-00ZZZ-170Z-A.

(b) Do the job set-up procedure as specified in the removal of the actuator of Passenger (PAX)/crew door (FIN 5011MP1 and FIN 5011MP2), refer to Ref. MP A350-A-52-11-73-A6ZZZ-520Z-A.

(c) Do the job set-up procedure as specified in the removal of the actuator of PAX/crew door (FIN 5012MP2 and FIN 5012MP4), refer to Ref. MP A350-A-52-12-73-A6ZZZ-520Z-A.

(d) Do the job set-up procedure as specified in the removal of the actuator of PAX/ crew door (FIN 5013MP1 and FIN 5013MP2), refer to Ref. MP A350-A-52-13-73-A6ZZZ-520Z-A.

CONF 011

(1) Task A350-A-52-XX-P049-01011-540A-A (A350-A-52-XX-P049-01ZZZ-540Z-A) Job Set-Up

Job Set-Up Information

Manpower/Resources/Skills

Man-hours	1.75 h
Minimum Number of person	1
Elapsed Time	1.75 h

Referenced Information

Manuals/Drawings	References/Sheets
INTRO	A350-A-00-61-04-11ZZZ-018Z-D
MP	A350-A-24-41-XX-00ZZZ-170Z-A A350-A-52-11-73-A6ZZZ-520Z-A A350-A-52-12-73-A6ZZZ-520Z-A A350-A-52-13-73-A6ZZZ-520Z-A

Procedure

NOTE: For the basic Aircraft configuration, refer to Ref. INTRO A350-A-00-61-04-11ZZZ-018Z-D “Maintenance Procedure - Introduction”.

(a) Make sure that the aircraft is electrically grounded, refer to Ref. MP A350-A-24-41-XX-00ZZZ-170Z-A.

(b) Do the job set-up procedure as specified in the removal of the actuator of Passenger (PAX)/crew door (FIN 5011MP1 and FIN 5011MP2), refer to Ref. MP A350-A-52-11-73-A6ZZZ-520Z-A.

(c) Do the job set-up procedure as specified in the removal of the actuator of PAX/ crew door (FIN 5012MP1, FIN 5012MP2, FIN 5012MP3 and FIN 5012MP4), refer to Ref. MP A350-A-52-12-73-A6ZZZ-520Z-A.

(d) Do the job set-up procedure as specified in the removal of the actuator of PAX/ crew door (FIN 5013MP2), refer to Ref. MP A350-A-52-13-73-A6ZZZ-520Z-A.

CONF 012

(1) Task A350-A-52-XX-P049-01012-540A-A (A350-A-52-XX-P049-01ZZZ-540Z-A) Job Set-Up

Job Set-Up Information

Manpower/Resources/Skills

Man-hours	1.75 h
Minimum Number of person	1
Elapsed Time	1.75 h

Referenced Information

Manuals/Drawings	References/Sheets
INTRO	A350-A-00-61-04-11ZZZ-018Z-D

Manuals/Drawings	References/Sheets
MP	A350-A-24-41-XX-00ZZZ-170Z-A A350-A-52-11-73-A6ZZZ-520Z-A A350-A-52-12-73-A6ZZZ-520Z-A A350-A-52-13-73-A6ZZZ-520Z-A

Procedure

NOTE: For the basic Aircraft configuration, refer to Ref. INTRO A350-A-00-61-04-11ZZZ-018Z-D “Maintenance Procedure - Introduction”.

(a) Make sure that the aircraft is electrically grounded, refer to Ref. MP A350-A-24-41-XX-00ZZZ-170Z-A.

(b) Do the job set-up procedure as specified in the removal of the actuator of Passenger (PAX)/crew door (FIN 5011MP1 and FIN 5011MP2), refer to Ref. MP A350-A-52-11-73-A6ZZZ-520Z-A.

(c) Do the job set-up procedure as specified in the removal of the actuator of PAX/crew door (FIN 5012MP1, FIN 5012MP2 and FIN 5012MP4), refer to Ref. MP A350-A-52-12-73-A6ZZZ-520Z-A.

(d) Do the job set-up procedure as specified in the removal of the actuator of PAX/crew door (FIN 5013MP1 and FIN 5013MP2), refer to Ref. MP A350-A-52-13-73-A6ZZZ-520Z-A.

CONF 013

(1) Task A350-A-52-XX-P049-01013-540A-A (A350-A-52-XX-P049-01ZZZ-540Z-A)
Job Set-Up

Job Set-Up Information

Manpower/Resources/Skills

Man-hours	1.75 h
Minimum Number of person	1
Elapsed Time	1.75 h

Referenced Information

Manuals/Drawings	References/Sheets
INTRO	A350-A-00-61-04-11ZZZ-018Z-D
MP	A350-A-24-41-XX-00ZZZ-170Z-A A350-A-52-11-73-A6ZZZ-520Z-A A350-A-52-12-73-A6ZZZ-520Z-A A350-A-52-13-73-A6ZZZ-520Z-A

Procedure

NOTE: For the basic Aircraft configuration, refer to Ref. INTRO A350-A-00-61-04-11ZZZ-018Z-D “Maintenance Procedure - Introduction”.

(a) Make sure that the aircraft is electrically grounded, refer to Ref. MP A350-A-24-41-XX-00ZZZ-170Z-A.

(b) Do the job set-up procedure as specified in the removal of the actuator of Passenger (PAX)/crew door (FIN 5011MP1 and FIN 5011MP2), refer to Ref. MP A350-A-52-11-73-A6ZZZ-520Z-A.

(c) Do the job set-up procedure as specified in the removal of the actuator of PAX/ crew door (FIN 5012MP1, FIN 5012MP2, FIN 5012MP3 and FIN 5012MP4), refer to Ref. MP A350-A-52-12-73-A6ZZZ-520Z-A.

(d) Do the job set-up procedure as specified in the removal of the actuator of PAX/ crew door (FIN 5013MP1), refer to Ref. MP A350-A-52-13-73-A6ZZZ-520Z-A.

CONF 014

(1) Task A350-A-52-XX-P049-01014-540A-A (A350-A-52-XX-P049-01ZZZ-540Z-A) Job Set-Up

Job Set-Up Information

Manpower/Resources/Skills

Man-hours	1.00 h
Minimum Number of person	1
Elapsed Time	1.00 h

Referenced Information

Manuals/Drawings	References/Sheets
INTRO	A350-A-00-61-04-11ZZZ-018Z-D
MP	A350-A-24-41-XX-00ZZZ-170Z-A A350-A-52-11-73-A6ZZZ-520Z-A A350-A-52-12-73-A6ZZZ-520Z-A

Procedure

NOTE: For the basic Aircraft configuration, refer to Ref. INTRO A350-A-00-61-04-11ZZZ-018Z-D “Maintenance Procedure - Introduction”.

(a) Make sure that the aircraft is electrically grounded, refer to Ref. MP A350-A-24-41-XX-00ZZZ-170Z-A.

(b) Do the job set-up procedure as specified in the removal of the actuator of Passenger (PAX)/crew door (FIN 5011MP1 and FIN 5011MP2), refer to Ref. MP A350-A-52-11-73-A6ZZZ-520Z-A.

(c) Do the job set-up procedure as specified in the removal of the actuator of PAX/ crew door (FIN 5012MP3 and FIN 5012MP4), refer to Ref. MP A350-A-52-12-73-A6ZZZ-520Z-A.

CONF 015

(1) Task A350-A-52-XX-P049-01015-540A-A (A350-A-52-XX-P049-01ZZZ-540Z-A) Job Set-Up

Job Set-Up Information

Manpower/Resources/Skills

Man-hours	0.50 h
Minimum Number of person	1
Elapsed Time	0.50 h

Referenced Information

Manuals/Drawings	References/Sheets
INTRO	A350-A-00-61-04-11ZZZ-018Z-D
MP	A350-A-24-41-XX-00ZZZ-170Z-A

Manuals/Drawings	References/Sheets
	A350-A-52-12-73-A6ZZZ-520Z-A

Procedure

NOTE: For the basic Aircraft configuration, refer to Ref. INTRO A350-A-00-61-04-11ZZZ-018Z-D “Maintenance Procedure - Introduction”.

(a) Make sure that the aircraft is electrically grounded, refer to Ref. MP A350-A-24-41-XX-00ZZZ-170Z-A.

(b) Do the job set-up procedure as specified in the removal of the actuator of Passenger (PAX)/crew door (FIN 5012MP2 and FIN 5012MP3), refer to Ref. MP A350-A-52-12-73-A6ZZZ-520Z-A.

CONF 016

(1) Task A350-A-52-XX-P049-01016-540A-A (A350-A-52-XX-P049-01ZZZ-540Z-A) Job Set-Up

Job Set-Up Information

Manpower/Resources/Skills

Man-hours	0.75 h
Minimum Number of person	1
Elapsed Time	0.75 h

Referenced Information

Manuals/Drawings	References/Sheets
INTRO	A350-A-00-61-04-11ZZZ-018Z-D
MP	A350-A-24-41-XX-00ZZZ-170Z-A A350-A-52-12-73-A6ZZZ-520Z-A A350-A-52-13-73-A6ZZZ-520Z-A

Procedure

NOTE: For the basic Aircraft configuration, refer to Ref. INTRO A350-A-00-61-04-11ZZZ-018Z-D “Maintenance Procedure - Introduction”.

(a) Make sure that the aircraft is electrically grounded, refer to Ref. MP A350-A-24-41-XX-00ZZZ-170Z-A.

(b) Do the job set-up procedure as specified in the removal of the actuator of Passenger (PAX)/crew door (FIN 5012MP2, FIN 5012MP3), refer to Ref. MP A350-A-52-12-73-A6ZZZ-520Z-A.

(c) Do the job set-up procedure as specified in the removal of the actuator of PAX/crew door (FIN 5013MP1), refer to Ref. MP A350-A-52-13-73-A6ZZZ-520Z-A.

CONF 017

(1) Task A350-A-52-XX-P049-01017-540A-A (A350-A-52-XX-P049-01ZZZ-540Z-A) Job Set-Up

Job Set-Up Information

Manpower/Resources/Skills

Man-hours	1.25 h
Minimum Number of person	1
Elapsed Time	1.25 h

Referenced Information

Manuals/Drawings	References/Sheets
INTRO	A350-A-00-61-04-11ZZZ-018Z-D
MP	A350-A-24-41-XX-00ZZZ-170Z-A A350-A-52-12-73-A6ZZZ-520Z-A A350-A-52-13-73-A6ZZZ-520Z-A

Procedure

NOTE: For the basic Aircraft configuration, refer to Ref. INTRO A350-A-00-61-04-11ZZZ-018Z-D “Maintenance Procedure - Introduction”.

(a) Make sure that the aircraft is electrically grounded, refer to Ref. MP A350-A-24-41-XX-00ZZZ-170Z-A.

(b) Do the job set-up procedure as specified in the removal of the actuator of Passenger (PAX)/crew door (FIN 5012MP1, FIN 5012MP3 and FIN 5012MP4), refer to Ref. MP A350-A-52-12-73-A6ZZZ-520Z-A.

(c) Do the job set-up procedure as specified in the removal of the actuator of PAX/crew door (FIN 5013MP1 and FIN 5013MP2), refer to Ref. MP A350-A-52-13-73-A6ZZZ-520Z-A.

CONF 018

(1) Task A350-A-52-XX-P049-01018-540A-A (A350-A-52-XX-P049-01ZZZ-540Z-A)
Job Set-Up

Job Set-Up Information

Manpower/Resources/Skills

Man-hours	0.25 h
Minimum Number of person	1
Elapsed Time	0.25 h

Referenced Information

Manuals/Drawings	References/Sheets
INTRO	A350-A-00-61-04-11ZZZ-018Z-D
MP	A350-A-24-41-XX-00ZZZ-170Z-A A350-A-52-12-73-A6ZZZ-520Z-A

Procedure

NOTE: For the basic Aircraft configuration, refer to Ref. INTRO A350-A-00-61-04-11ZZZ-018Z-D “Maintenance Procedure - Introduction”.

(a) Make sure that the aircraft is electrically grounded, refer to Ref. MP A350-A-24-41-XX-00ZZZ-170Z-A.

(b) Do the job set-up procedure as specified in the removal of the actuator of Passenger (PAX)/crew door (FIN 5012MP2), refer to Ref. MP A350-A-52-12-73-A6ZZZ-520Z-A.

CONF 019

(1) Task A350-A-52-XX-P049-01019-540A-A (A350-A-52-XX-P049-01ZZZ-540Z-A)
Job Set-Up

Job Set-Up Information

Manpower/Resources/Skills

Man-hours	1.75 h
Minimum Number of person	1
Elapsed Time	1.75 h

Referenced Information

Manuals/Drawings	References/Sheets
INTRO	A350-A-00-61-04-11ZZZ-018Z-D
MP	A350-A-24-41-XX-00ZZZ-170Z-A A350-A-52-11-73-A6ZZZ-520Z-A A350-A-52-12-73-A6ZZZ-520Z-A A350-A-52-13-73-A6ZZZ-520Z-A

Procedure

NOTE: For the basic Aircraft configuration, refer to Ref. INTRO A350-A-00-61-04-11ZZZ-018Z-D “Maintenance Procedure - Introduction”.

(a) Make sure that the aircraft is electrically grounded, refer to Ref. MP A350-A-24-41-XX-00ZZZ-170Z-A.

(b) Do the job set-up procedure as specified in the removal of the actuator of Passenger (PAX)/crew door (FIN 5011MP1 and FIN 5011MP2), refer to Ref. MP A350-A-52-11-73-A6ZZZ-520Z-A.

(c) Do the job set-up procedure as specified in the removal of the actuator of PAX/crew door (FIN 5012MP1, FIN 5012MP2 and FIN 5012MP3), refer to Ref. MP A350-A-52-12-73-A6ZZZ-520Z-A.

(d) Do the job set-up procedure as specified in the removal of the actuator of PAX/crew door (FIN 5013MP1 and FIN 5013MP2), refer to Ref. MP A350-A-52-13-73-A6ZZZ-520Z-A.

CONF 020

(1) Task A350-A-52-XX-P049-01020-540A-A (A350-A-52-XX-P049-01ZZZ-540Z-A) Job Set-Up

Job Set-Up Information

Manpower/Resources/Skills

Man-hours	0.25 h
Minimum Number of person	1
Elapsed Time	0.25 h

Referenced Information

Manuals/Drawings	References/Sheets
INTRO	A350-A-00-61-04-11ZZZ-018Z-D
MP	A350-A-24-41-XX-00ZZZ-170Z-A A350-A-52-12-73-A6ZZZ-520Z-A

Procedure

NOTE: For the basic Aircraft configuration, refer to Ref. INTRO A350-A-00-61-04-11ZZZ-018Z-D “Maintenance Procedure - Introduction”.

(a) Make sure that the aircraft is electrically grounded, refer to Ref. MP A350-A-24-41-XX-00ZZZ-170Z-A.

(b) Do the job set-up procedure as specified in the removal of the actuator of Passenger (PAX)/crew door (FIN 5012MP4), refer to Ref. MP A350-A-52-12-73-A6ZZZ-520Z-A.

CONF 021

(1) Task A350-A-52-XX-P049-01021-540A-A (A350-A-52-XX-P049-01ZZZ-540Z-A) Job Set-Up

Job Set-Up Information

Manpower/Resources/Skills

Man-hours	1.00 h
Minimum Number of person	1
Elapsed Time	1.00 h

Referenced Information

Manuals/Drawings	References/Sheets
INTRO	A350-A-00-61-04-11ZZZ-018Z-D
MP	A350-A-24-41-XX-00ZZZ-170Z-A A350-A-52-11-73-A6ZZZ-520Z-A A350-A-52-12-73-A6ZZZ-520Z-A

Procedure

NOTE: For the basic Aircraft configuration, refer to Ref. INTRO A350-A-00-61-04-11ZZZ-018Z-D “Maintenance Procedure - Introduction”.

(a) Make sure that the aircraft is electrically grounded, refer to Ref. MP A350-A-24-41-XX-00ZZZ-170Z-A.

(b) Do the job set-up procedure as specified in the removal of the actuator of Passenger (PAX)/crew door (FIN 5011MP2), refer to Ref. MP A350-A-52-11-73-A6ZZZ-520Z-A.

(c) Do the job set-up procedure as specified in the removal of the actuator of PAX/crew door (FIN 5012MP2, FIN 5012MP3 and FIN 5012MP4), refer to Ref. MP A350-A-52-12-73-A6ZZZ-520Z-A.

CONF 022

(1) Task A350-A-52-XX-P049-01022-540A-A (A350-A-52-XX-P049-01ZZZ-540Z-A) Job Set-Up

Job Set-Up Information

Manpower/Resources/Skills

Man-hours	0.75 h
Minimum Number of person	1
Elapsed Time	0.75 h

Referenced Information

Manuals/Drawings	References/Sheets
INTRO	A350-A-00-61-04-11ZZZ-018Z-D
MP	A350-A-24-41-XX-00ZZZ-170Z-A

Manuals/Drawings	References/Sheets
	A350-A-52-12-73-A6ZZZ-520Z-A

Procedure

NOTE: For the basic Aircraft configuration, refer to Ref. INTRO A350-A-00-61-04-11ZZZ-018Z-D “Maintenance Procedure - Introduction”.

(a) Make sure that the aircraft is electrically grounded, refer to Ref. MP A350-A-24-41-XX-00ZZZ-170Z-A.

(b) Do the job set-up procedure as specified in the removal of the actuator of Passenger (PAX)/crew door (FIN 5012MP2, FIN 5012MP3 and FIN 5012MP4), refer to Ref. MP A350-A-52-12-73-A6ZZZ-520Z-A.

CONF 023

(1) Task A350-A-52-XX-P049-01023-540A-A (A350-A-52-XX-P049-01ZZZ-540Z-A) Job Set-Up

Job Set-Up Information

Manpower/Resources/Skills

Man-hours	0.50 h
Minimum Number of person	1
Elapsed Time	0.50 h

Referenced Information

Manuals/Drawings	References/Sheets
INTRO	A350-A-00-61-04-11ZZZ-018Z-D
MP	A350-A-24-41-XX-00ZZZ-170Z-A A350-A-52-12-73-A6ZZZ-520Z-A

Procedure

NOTE: For the basic Aircraft configuration, refer to Ref. INTRO A350-A-00-61-04-11ZZZ-018Z-D “Maintenance Procedure - Introduction”.

(a) Make sure that the aircraft is electrically grounded, refer to Ref. MP A350-A-24-41-XX-00ZZZ-170Z-A.

(b) Do the job set-up procedure as specified in the removal of the actuator of Passenger (PAX)/crew door (FIN 5012MP2 and FIN 5012MP4), refer to Ref. MP A350-A-52-12-73-A6ZZZ-520Z-A.

CONF 024

(1) Task A350-A-52-XX-P049-01024-540A-A (A350-A-52-XX-P049-01ZZZ-540Z-A) Job Set-Up

Job Set-Up Information

Manpower/Resources/Skills

Man-hours	0.50 h
Minimum Number of person	1
Elapsed Time	0.50 h

Referenced Information

Manuals/Drawings	References/Sheets
INTRO	A350-A-00-61-04-11ZZZ-018Z-D
MP	A350-A-24-41-XX-00ZZZ-170Z-A A350-A-52-11-73-A6ZZZ-520Z-A A350-A-52-12-73-A6ZZZ-520Z-A

Procedure

NOTE: For the basic Aircraft configuration, refer to Ref. INTRO A350-A-00-61-04-11ZZZ-018Z-D “Maintenance Procedure - Introduction”.

(a) Make sure that the aircraft is electrically grounded, refer to Ref. MP A350-A-24-41-XX-00ZZZ-170Z-A.

(b) Do the job set-up procedure as specified in the removal of the actuator of Passenger (PAX)/crew door (FIN 5011MP2), refer to Ref. MP A350-A-52-11-73-A6ZZZ-520Z-A.

(c) Do the job set-up procedure as specified in the removal of the actuator of PAX/crew door (FIN 5012MP2), refer to Ref. MP A350-A-52-12-73-A6ZZZ-520Z-A.

CONF ALL

C. PROCEDURE

CONF 001-003 005 007 010-014 019 025 026

(1) Task A350-A-52-XX-P049-02001-520A-A (A350-A-52-XX-P049-02ZZZ-520Z-A) Remove and Retain the Actuator of PAX/Crew Door 1, LH Side

Job Set-Up Information

Working Area

Impacted Zone	Access / Work Location	
831	Access	Door 831

Manpower/Resources/Skills

Man-hours	0.25 h
Minimum Number of person	1
Elapsed Time	0.25 h
Skills	Airframe

Referenced Information

Manuals/Drawings	References/Sheets
MP	A350-A-52-11-73-A6ZZZ-520Z-A
SD	A350-A-06-3X-XX-01ZZZ-04CZ-A

Procedure

(a) Standard practices given in this procedure:

1 For identification of zones, refer to Ref. SD A350-A-06-3X-XX-01ZZZ-04CZ-A.

2 Tag all the parts you must remove and retain to make the subsequent installation easier.

(b) Remove the actuator (FIN 5011MP1), refer to Ref. MP A350-A-52-11-73-A6ZZZ-520Z-A.

FIN 5011MP1

1	ACTUATOR-DOOR	FE396001001	Retain

NOTE: Retained for modification.

CONF 001-003 006 008 010-014 019 021 024-026

(2) Task A350-A-52-XX-P049-03001-520A-A (A350-A-52-XX-P049-03ZZZ-520Z-A) Remove and Retain the Actuator of PAX/Crew Door 1, RH Side

Job Set-Up Information

Working Area

Impacted Zone	Access / Work Location	
841	Access	Door 841

Manpower/Resources/Skills

Man-hours	0.25 h
Minimum Number of person	1
Elapsed Time	0.25 h
Skills	Airframe

Referenced Information

Manuals/Drawings	References/Sheets
MP	A350-A-52-11-73-A6ZZZ-520Z-A
SD	A350-A-06-3X-XX-01ZZZ-04CZ-A

Procedure

(a) Standard practices given in this procedure:

1 For identification of zones, refer to Ref. SD A350-A-06-3X-XX-01ZZZ-04CZ-A.

2 Tag all the parts you must remove and retain to make the subsequent installation easier.

(b) Remove the actuator (FIN 5011MP2), refer to Ref. MP A350-A-52-11-73-A6ZZZ-520Z-A.

FIN 5011MP2

1	ACTUATOR-DOOR	FE396001001	Retain

NOTE: Retained for modification.

CONF 001-005 007 008 011-013 017 019 025 026

(3) Task A350-A-52-XX-P049-04001-520A-A (A350-A-52-XX-P049-04ZZZ-520Z-A) Remove and Retain the Actuator of PAX/Crew Door 2, LH Side

Job Set-Up Information

Working Area

Impacted Zone	Access / Work Location	
832	Access	Door 832

Manpower/Resources/Skills

Man-hours	0.25 h
Minimum Number of person	1
Elapsed Time	0.25 h
Skills	Airframe

Referenced Information

Manuals/Drawings	References/Sheets
MP	A350-A-52-12-73-A6ZZZ-520Z-A
SD	A350-A-06-3X-XX-01ZZZ-04CZ-A

Procedure

(a) Standard practices given in this procedure:

1 For identification of zones, refer to Ref. SD A350-A-06-3X-XX-01ZZZ-04CZ-A.

2 Tag all the parts you must remove and retain to make the subsequent installation easier.

(b) Remove the actuator (FIN 5012MP1), refer to Ref. MP A350-A-52-12-73-A6ZZZ-520Z-A.

FIN 5012MP1

1 ACTUATOR-DOOR FE396001001 Retain

NOTE: Retained for modification.

CONF 001 003-008 010-013 015 016 018 019 021-025

(4) Task A350-A-52-XX-P049-05001-520A-A (A350-A-52-XX-P049-05ZZZ-520Z-A) Remove and Retain the Actuator of PAX/Crew Door 2, RH Side

Job Set-Up Information

Working Area

Impacted Zone	Access / Work Location	
842	Access	Door 842

Manpower/Resources/Skills

Man-hours	0.25 h
Minimum Number of person	1
Elapsed Time	0.25 h
Skills	Airframe

Referenced Information

Manuals/Drawings	References/Sheets
MP	A350-A-52-12-73-A6ZZZ-520Z-A
SD	A350-A-06-3X-XX-01ZZZ-04CZ-A

Procedure

(a) Standard practices given in this procedure:

1 For identification of zones, refer to Ref. SD A350-A-06-3X-XX-01ZZZ-04CZ-A.

2 Tag all the parts you must remove and retain to make the subsequent installation easier.

(b) Remove the actuator (FIN 5012MP2), refer to Ref. MP A350-A-52-12-73-A6ZZZ-520Z-A.

FIN 5012MP2

1	ACTUATOR-DOOR	FE396001001	Retain

NOTE: Retained for modification.

CONF 001-008 011 013-017 019 021 022 025 026

(5) Task A350-A-52-XX-P049-06001-520A-A (A350-A-52-XX-P049-06ZZZ-520Z-A) Remove and Retain the Actuator of PAX/Crew Door 3, LH Side

Job Set-Up Information

Working Area

Impacted Zone	Access / Work Location	
833	Access	Door 833

Manpower/Resources/Skills

Man-hours	0.25 h
Minimum Number of person	1
Elapsed Time	0.25 h
Skills	Airframe

Referenced Information

Manuals/Drawings	References/Sheets
MP	A350-A-52-12-73-A6ZZZ-520Z-A
SD	A350-A-06-3X-XX-01ZZZ-04CZ-A

Procedure

(a) Standard practices given in this procedure:

1 For identification of zones, refer to Ref. SD A350-A-06-3X-XX-01ZZZ-04CZ-A.

2 Tag all the parts you must remove and retain to make the subsequent installation easier.

(b) Remove the actuator (FIN 5012MP3), refer to Ref. MP A350-A-52-12-73-A6ZZZ-520Z-A.

FIN 5012MP3

1	ACTUATOR-DOOR	FE396001001	Retain

NOTE: Retained for modification.

CONF 001-003 005-008 010-014 017 020-023 025 026

(6) Task A350-A-52-XX-P049-07001-520A-A (A350-A-52-XX-P049-07ZZZ-520Z-A) Remove and Retain the Actuator of PAX/Crew Door 3, RH Side

Job Set-Up Information

Working Area

Impacted Zone	Access / Work Location	
843	Access	Door 843

Manpower/Resources/Skills

Man-hours	0.25 h
Minimum Number of person	1
Elapsed Time	0.25 h
Skills	Airframe

Referenced Information

Manuals/Drawings	References/Sheets
MP	A350-A-52-12-73-A6ZZZ-520Z-A
SD	A350-A-06-3X-XX-01ZZZ-04CZ-A

Procedure

(a) Standard practices given in this procedure:

1 For identification of zones, refer to Ref. SD A350-A-06-3X-XX-01ZZZ-04CZ-A.

2 Tag all the parts you must remove and retain to make the subsequent installation easier.

(b) Remove the actuator (FIN 5012MP4), refer to Ref. MP A350-A-52-12-73-A6ZZZ-520Z-A.

FIN 5012MP4

1 ACTUATOR-DOOR FE396001001 Retain

NOTE: Retained for modification.

CONF 001 002 004-010 012 013 016 017 019 025 026

(7) Task A350-A-52-XX-P049-08001-520A-A (A350-A-52-XX-P049-08ZZZ-520Z-A) Remove and Retain the Actuator of PAX/Crew Door 4, LH Side

Job Set-Up Information

Working Area

Impacted Zone	Access / Work Location	
834	Access	Door 834

Manpower/Resources/Skills

Man-hours	0.25 h
Minimum Number of person	1
Elapsed Time	0.25 h
Skills	Airframe

Referenced Information

Manuals/Drawings	References/Sheets
MP	A350-A-52-13-73-A6ZZZ-520Z-A

Manuals/Drawings	References/Sheets
SD	A350-A-06-3X-XX-01ZZZ-04CZ-A

Procedure

(a) Standard practices given in this procedure:

1 For identification of zones, refer to Ref. SD A350-A-06-3X-XX-01ZZZ-04CZ-A.

2 Tag all the parts you must remove and retain to make the subsequent installation easier.

(b) Remove the actuator (FIN 5013MP1), refer to Ref. MP A350-A-52-13-73-A6ZZZ-520Z-A.

FIN 5013MP1

1 ACTUATOR-DOOR FE396001001 Retain

NOTE: Retained for modification.

CONF 001 002 004-006 008-012 017 019 025 026

(8) Task A350-A-52-XX-P049-09001-520A-A (A350-A-52-XX-P049-09ZZZ-520Z-A) Remove and Retain the Actuator of PAX/Crew Door 4, RH Side

Job Set-Up Information

Working Area

Impacted Zone	Access / Work Location	
844	Access	Door 844

Manpower/Resources/Skills

Man-hours	0.25 h
Minimum Number of person	1
Elapsed Time	0.25 h
Skills	Airframe

Referenced Information

Manuals/Drawings	References/Sheets
MP	A350-A-52-13-73-A6ZZZ-520Z-A
SD	A350-A-06-3X-XX-01ZZZ-04CZ-A

Procedure

(a) Standard practices given in this procedure:

1 For identification of zones, refer to Ref. SD A350-A-06-3X-XX-01ZZZ-04CZ-A.

2 Tag all the parts you must remove and retain to make the subsequent installation easier.

(b) Remove the actuator (FIN 5013MP2), refer to Ref. MP A350-A-52-13-73-A6ZZZ-520Z-A.

FIN 5013MP2

1 ACTUATOR-DOOR FE396001001 Retain

NOTE: Retained for modification.

CONF 001 025

(9) Task A350-A-52-XX-P049-03001-920A-C (A350-A-52-XX-P049-03ZZZ-920Z-C) Modify the Actuator of PAX/Crew Doors in accordance with VSB

Job Set-Up Information

Material necessary to do the job

Re-identified Part Set					
ITEM	**NEW PART No.**	**KEYWORD**	**ITEM**	**OLD PART No.**	**SEE NOTES**
	FE396001003	ACTUATOR		FE396001001	

Referenced Information

Manuals/Drawings	References/Sheets
VSB	RATIER-FIGEAC (F0221) VSB FE396-52-01

Procedure

(a) Modify the actuator (FIN 5011MP1, FIN 5011MP2, FIN 5012MP1, FIN 5012MP2, FIN 5012MP3, FIN 5012MP4, FIN 5013MP1 and FIN 5013MP2), in accordance with Ref. RATIER-FIGEAC (F0221) VSB FE396-52-01.

(b) After modification:

FIN 5011MP1
1 ACTUATOR-DOOR FE396001001
becomes

FIN 5011MP1
1 ACTUATOR-DOOR FE396001003
and

FIN 5011MP2
1 ACTUATOR-DOOR FE396001001
becomes

FIN 5011MP2
1 ACTUATOR-DOOR FE396001003
and

FIN 5012MP1
1 ACTUATOR-DOOR FE396001001
becomes

FIN 5012MP1
1 ACTUATOR-DOOR FE396001003
and

FIN 5012MP2
1 ACTUATOR-DOOR FE396001001
becomes

FIN 5012MP2
1 ACTUATOR-DOOR FE396001003
and

FIN 5012MP3
1 ACTUATOR-DOOR FE396001001

becomes

FIN 5012MP3
1 ACTUATOR-DOOR FE396001003
and

FIN 5012MP4
1 ACTUATOR-DOOR FE396001001
becomes

FIN 5012MP4
1 ACTUATOR-DOOR FE396001003
and

FIN 5013MP1
1 ACTUATOR-DOOR FE396001001
becomes

FIN 5013MP1
1 ACTUATOR-DOOR FE396001003
and

FIN 5013MP2
1 ACTUATOR-DOOR FE396001001
becomes

FIN 5013MP2
1 ACTUATOR-DOOR FE396001003

CONF 002 026

(9) Task A350-A-52-XX-P049-03002-920A-C (A350-A-52-XX-P049-03ZZZ-920Z-C) Modify the Actuator of PAX/Crew Doors in accordance with VSB

Job Set-Up Information

Material necessary to do the job

Re-identified Part Set					
ITEM	**NEW PART No.**	**KEYWORD**	**ITEM**	**OLD PART No.**	**SEE NOTES**
	FE396001003	ACTUATOR		FE396001001	

Referenced Information

Manuals/Drawings	References/Sheets
VSB	RATIER-FIGEAC (F0221) VSB FE396-52-01

Procedure

(a) Modify the actuator (FIN 5011MP1, FIN 5011MP2, FIN 5012MP1, FIN 5012MP3, FIN 5012MP4, FIN 5013MP1 and FIN 5013MP2), in accordance with Ref. RATIER-FIGEAC (F0221) VSB FE396-52-01.

(b) After modification:

FIN 5011MP1
1 ACTUATOR-DOOR FE396001001
becomes

FIN 5011MP1
1 ACTUATOR-DOOR FE396001003

and

FIN 5011MP2
1 ACTUATOR-DOOR FE396001001
becomes

FIN 5011MP2
1 ACTUATOR-DOOR FE396001003
and

FIN 5012MP1
1 ACTUATOR-DOOR FE396001001
becomes

FIN 5012MP1
1 ACTUATOR-DOOR FE396001003
and

FIN 5012MP3
1 ACTUATOR-DOOR FE396001001
becomes

FIN 5012MP3
1 ACTUATOR-DOOR FE396001003
and

FIN 5012MP4
1 ACTUATOR-DOOR FE396001001
becomes

FIN 5012MP4
1 ACTUATOR-DOOR FE396001003
and

FIN 5013MP1
1 ACTUATOR-DOOR FE396001001
becomes

FIN 5013MP1
1 ACTUATOR-DOOR FE396001003
and

FIN 5013MP2
1 ACTUATOR-DOOR FE396001001
becomes

FIN 5013MP2
1 ACTUATOR-DOOR FE396001003

CONF 003

(9) Task A350-A-52-XX-P049-03003-920A-C (A350-A-52-XX-P049-03ZZZ-920Z-C)
Modify the Actuator of PAX/Crew Doors in accordance with VSB

Job Set-Up Information

Material necessary to do the job

Re-identified Part Set					
ITEM	**NEW PART No.**	**KEYWORD**	**ITEM**	**OLD PART No.**	**SEE NOTES**
	FE396001003	ACTUATOR		FE396001001	

Referenced Information

Manuals/Drawings	References/Sheets
VSB	RATIER-FIGEAC (F0221) VSB FE396-52-01

Procedure

(a) Modify the actuator (FIN 5011MP1, FIN 5011MP2, FIN 5012MP1, FIN 5012MP2, FIN 5012MP3 and FIN 5012MP4), in accordance with Ref. RATIER-FIGEAC (F0221) VSB FE396-52-01.

(b) After modification:

FIN 5011MP1
1 ACTUATOR-DOOR FE396001001
becomes

FIN 5011MP1
1 ACTUATOR-DOOR FE396001003
and

FIN 5011MP2
1 ACTUATOR-DOOR FE396001001
becomes

FIN 5011MP2
1 ACTUATOR-DOOR FE396001003
and

FIN 5012MP1
1 ACTUATOR-DOOR FE396001001
becomes

FIN 5012MP1
1 ACTUATOR-DOOR FE396001003
and

FIN 5012MP2
1 ACTUATOR-DOOR FE396001001
becomes

FIN 5012MP2
1 ACTUATOR-DOOR FE396001003
and

FIN 5012MP3
1 ACTUATOR-DOOR FE396001001
becomes

FIN 5012MP3
1 ACTUATOR-DOOR FE396001003

and

FIN 5012MP4
1 ACTUATOR-DOOR FE396001001
becomes

FIN 5012MP4
1 ACTUATOR-DOOR FE396001003

CONF 004

(9) Task A350-A-52-XX-P049-03004-920A-C (A350-A-52-XX-P049-03ZZZ-920Z-C) Modify the Actuator of PAX/Crew Doors in accordance with VSB

Job Set-Up Information

Material necessary to do the job

Re-identified Part Set					
ITEM	**NEW PART No.**	**KEYWORD**	**ITEM**	**OLD PART No.**	**SEE NOTES**
	FE396001003	ACTUATOR		FE396001001	

Referenced Information

Manuals/Drawings	References/Sheets
VSB	RATIER-FIGEAC (F0221) VSB FE396-52-01

Procedure

(a) Modify the actuator (FIN 5012MP1, FIN 5012MP2, FIN 5012MP3, FIN 5013MP1 and FIN 5013MP2), in accordance with Ref. RATIER-FIGEAC (F0221) VSB FE396-52-01.

(b) After modification:

FIN 5012MP1
1 ACTUATOR-DOOR FE396001001
becomes

FIN 5012MP1
1 ACTUATOR-DOOR FE396001003
and

FIN 5012MP2
1 ACTUATOR-DOOR FE396001001
becomes

FIN 5012MP2
1 ACTUATOR-DOOR FE396001003
and

FIN 5012MP3
1 ACTUATOR-DOOR FE396001001
becomes

FIN 5012MP3
1 ACTUATOR-DOOR FE396001003
and
and

FIN 5013MP1

1 ACTUATOR-DOOR FE396001001
becomes

FIN 5013MP1
1 ACTUATOR-DOOR FE396001003
and

FIN 5013MP2
1 ACTUATOR-DOOR FE396001001
becomes

FIN 5013MP2
1 ACTUATOR-DOOR FE396001003

CONF 005

(9) Task A350-A-52-XX-P049-03005-920A-C (A350-A-52-XX-P049-03ZZZ-920Z-C) Modify the Actuator of PAX/Crew Doors in accordance with VSB

Job Set-Up Information

Material necessary to do the job

Re-identified Part Set					
ITEM	**NEW PART No.**	**KEYWORD**	**ITEM**	**OLD PART No.**	**SEE NOTES**
	FE396001003	ACTUATOR		FE396001001	

Referenced Information

Manuals/Drawings	References/Sheets
VSB	RATIER-FIGEAC (F0221) VSB FE396-52-01

Procedure

(a) Modify the actuator (FIN 5011MP1, FIN 5012MP1, FIN 5012MP2, FIN 5012MP3, FIN 5012MP4, FIN 5013MP1 and FIN 5013MP2), in accordance with Ref. RATIER-FIGEAC (F0221) VSB FE396-52-01.

(b) After modification:

FIN 5011MP1
1 ACTUATOR-DOOR FE396001001
becomes

FIN 5011MP1
1 ACTUATOR-DOOR FE396001003
and

FIN 5012MP1
1 ACTUATOR-DOOR FE396001001
becomes

FIN 5012MP1
1 ACTUATOR-DOOR FE396001003
and

FIN 5012MP2
1 ACTUATOR-DOOR FE396001001
becomes

FIN 5012MP2

1 ACTUATOR-DOOR FE396001003
and

FIN 5012MP3
1 ACTUATOR-DOOR FE396001001
becomes

FIN 5012MP3
1 ACTUATOR-DOOR FE396001003
and

FIN 5012MP4
1 ACTUATOR-DOOR FE396001001
becomes

FIN 5012MP4
1 ACTUATOR-DOOR FE396001003
and

FIN 5013MP1
1 ACTUATOR-DOOR FE396001001
becomes

FIN 5013MP1
1 ACTUATOR-DOOR FE396001003
and

FIN 5013MP2
1 ACTUATOR-DOOR FE396001001
becomes

FIN 5013MP2
1 ACTUATOR-DOOR FE396001003

CONF 006

(9) Task A350-A-52-XX-P049-03006-920A-C (A350-A-52-XX-P049-03ZZZ-920Z-C) Modify the Actuator of PAX/Crew Doors in accordance with VSB

Job Set-Up Information

Material necessary to do the job

Re-identified Part Set					
ITEM	**NEW PART No.**	**KEYWORD**	**ITEM**	**OLD PART No.**	**SEE NOTES**
	FE396001003	ACTUATOR		FE396001001	

Referenced Information

Manuals/Drawings	References/Sheets
VSB	RATIER-FIGEAC (F0221) VSB FE396-52-01

Procedure

(a) Modify the actuator (FIN 5011MP2, FIN 5012MP2, FIN 5012MP3, FIN 5012MP4, FIN 5013MP1 and FIN 5013MP2), in accordance with Ref. RATIER-FIGEAC (F0221) VSB FE396-52-01.

(b) After modification:

FIN 5011MP2

1 ACTUATOR-DOOR FE396001001
becomes

FIN 5011MP2
1 ACTUATOR-DOOR FE396001003
and

FIN 5012MP2
1 ACTUATOR-DOOR FE396001001
becomes

FIN 5012MP2
1 ACTUATOR-DOOR FE396001003
and

FIN 5012MP3
1 ACTUATOR-DOOR FE396001001
becomes

FIN 5012MP3
1 ACTUATOR-DOOR FE396001003
and

FIN 5012MP4
1 ACTUATOR-DOOR FE396001001
becomes

FIN 5012MP4
1 ACTUATOR-DOOR FE396001003
and

FIN 5013MP1
1 ACTUATOR-DOOR FE396001001
becomes

FIN 5013MP1
1 ACTUATOR-DOOR FE396001003
and

FIN 5013MP2
1 ACTUATOR-DOOR FE396001001
becomes

FIN 5013MP2
1 ACTUATOR-DOOR FE396001003

CONF 007

(9) Task A350-A-52-XX-P049-03007-920A-C (A350-A-52-XX-P049-03ZZZ-920Z-C) Modify the Actuator of PAX/Crew Doors in accordance with VSB

Job Set-Up Information

Material necessary to do the job

Re-identified Part Set					
ITEM	**NEW PART No.**	**KEYWORD**	**ITEM**	**OLD PART No.**	**SEE NOTES**
	FE396001003	ACTUATOR		FE396001001	

Referenced Information

Manuals/Drawings	References/Sheets
VSB	RATIER-FIGEAC (F0221) VSB FE396-52-01

Procedure

(a) Modify the actuator (FIN 5011MP1, FIN 5011MP2, FIN 5012MP2, FIN 5012MP3, FIN 5012MP4 and FIN 5013MP1), in accordance with Ref. RATIER-FIGEAC (F0221) VSB FE396-52-01.

(b) After modification:

FIN 5011MP1
1 ACTUATOR-DOOR FE396001001
becomes

FIN 5011MP1
1 ACTUATOR-DOOR FE396001003
and

FIN 5012MP1
1 ACTUATOR-DOOR FE396001001
becomes

FIN 5012MP1
1 ACTUATOR-DOOR FE396001003
and

FIN 5012MP2
1 ACTUATOR-DOOR FE396001001
becomes

FIN 5012MP2
1 ACTUATOR-DOOR FE396001003
and

FIN 5012MP3
1 ACTUATOR-DOOR FE396001001
becomes

FIN 5012MP3
1 ACTUATOR-DOOR FE396001003
and

FIN 5012MP4
1 ACTUATOR-DOOR FE396001001
becomes

FIN 5012MP4
1 ACTUATOR-DOOR FE396001003
and

FIN 5013MP1
1 ACTUATOR-DOOR FE396001001
becomes

FIN 5013MP1

1 ACTUATOR-DOOR FE396001003

CONF 008

(9) Task A350-A-52-XX-P049-03008-920A-C (A350-A-52-XX-P049-03ZZZ-920Z-C) Modify the Actuator of PAX/Crew Doors in accordance with VSB

Job Set-Up Information

Material necessary to do the job

Re-identified Part Set					
ITEM	**NEW PART No.**	**KEYWORD**	**ITEM**	**OLD PART No.**	**SEE NOTES**
	FE396001003	ACTUATOR		FE396001001	

Referenced Information

Manuals/Drawings	References/Sheets
VSB	RATIER-FIGEAC (F0221) VSB FE396-52-01

Procedure

(a) Modify the actuator (FIN 5011MP2, FIN 5012MP1, FIN 5012MP2, FIN 5012MP3, FIN 5012MP4, FIN 5013MP1 and FIN 5013MP2), in accordance with Ref. RATIER-FIGEAC (F0221) VSB FE396-52-01.

(b) After modification:

FIN 5011MP2
1 ACTUATOR-DOOR FE396001001
becomes

FIN 5011MP2
1 ACTUATOR-DOOR FE396001003
and

FIN 5012MP1
1 ACTUATOR-DOOR FE396001001
becomes

FIN 5012MP1
1 ACTUATOR-DOOR FE396001003
and

FIN 5012MP2
1 ACTUATOR-DOOR FE396001001
becomes

FIN 5012MP2
1 ACTUATOR-DOOR FE396001003
and

FIN 5012MP3
1 ACTUATOR-DOOR FE396001001
becomes

FIN 5012MP3
1 ACTUATOR-DOOR FE396001003
and

FIN 5012MP4

1 ACTUATOR-DOOR FE396001001
becomes

FIN 5012MP4
1 ACTUATOR-DOOR FE396001003
and

FIN 5013MP1
1 ACTUATOR-DOOR FE396001001
becomes

FIN 5013MP1
1 ACTUATOR-DOOR FE396001003
and

FIN 5013MP2
1 ACTUATOR-DOOR FE396001001
becomes

FIN 5013MP2
1 ACTUATOR-DOOR FE396001003

CONF 009

(9) Task A350-A-52-XX-P049-03009-920A-C (A350-A-52-XX-P049-03ZZZ-920Z-C) Modify the Actuator of PAX/Crew Doors in accordance with VSB

Job Set-Up Information

Material necessary to do the job

Re-identified Part Set					
ITEM	**NEW PART No.**	**KEYWORD**	**ITEM**	**OLD PART No.**	**SEE NOTES**
	FE396001003	ACTUATOR		FE396001001	

Referenced Information

Manuals/Drawings	References/Sheets
VSB	RATIER-FIGEAC (F0221) VSB FE396-52-01

Procedure

(a) Modify the actuator (FIN 5013MP1 and FIN 5013MP2), in accordance with Ref. RATIER-FIGEAC (F0221) VSB FE396-52-01.

(b) After modification:

FIN 5013MP1
1 ACTUATOR-DOOR FE396001001
becomes

FIN 5013MP1
1 ACTUATOR-DOOR FE396001003
and

FIN 5013MP2
1 ACTUATOR-DOOR FE396001001
becomes

FIN 5013MP2
1 ACTUATOR-DOOR FE396001003

CONF 010

(9) Task A350-A-52-XX-P049-03010-920A-C (A350-A-52-XX-P049-03ZZZ-920Z-C) Modify the Actuator of PAX/Crew Doors in accordance with VSB

Job Set-Up Information

Material necessary to do the job

Re-identified Part Set					
ITEM	**NEW PART No.**	**KEYWORD**	**ITEM**	**OLD PART No.**	**SEE NOTES**
	FE396001003	ACTUATOR		FE396001001	

Referenced Information

Manuals/Drawings	References/Sheets
VSB	RATIER-FIGEAC (F0221) VSB FE396-52-01

Procedure

(a) Modify the actuator (FIN 5011MP1, FIN 5011MP2, FIN 5012MP2, FIN 5012MP4, FIN 5013MP1 and FIN 5013MP2), in accordance with Ref. RATIER-FIGEAC (F0221) VSB FE396-52-01.

(b) After modification:

FIN 5011MP1
1 ACTUATOR-DOOR FE396001001
becomes

FIN 5011MP1
1 ACTUATOR-DOOR FE396001003
and

FIN 5011MP2
1 ACTUATOR-DOOR FE396001001
becomes

FIN 5011MP2
1 ACTUATOR-DOOR FE396001003
and

FIN 5012MP2
1 ACTUATOR-DOOR FE396001001
becomes

FIN 5012MP2
1 ACTUATOR-DOOR FE396001003
and

FIN 5012MP4
1 ACTUATOR-DOOR FE396001001
becomes

FIN 5012MP4
1 ACTUATOR-DOOR FE396001003
and

FIN 5013MP1
1 ACTUATOR-DOOR FE396001001

becomes

FIN 5013MP1
1 ACTUATOR-DOOR FE396001003
and

FIN 5013MP2
1 ACTUATOR-DOOR FE396001001
becomes

FIN 5013MP2
1 ACTUATOR-DOOR FE396001003

CONF 011

(9) Task A350-A-52-XX-P049-03011-920A-C (A350-A-52-XX-P049-03ZZZ-920Z-C) Modify the Actuator of PAX/Crew Doors in accordance with VSB

Job Set-Up Information

Material necessary to do the job

Re-identified Part Set					
ITEM	**NEW PART No.**	**KEYWORD**	**ITEM**	**OLD PART No.**	**SEE NOTES**
	FE396001003	ACTUATOR		FE396001001	

Referenced Information

Manuals/Drawings	References/Sheets
VSB	RATIER-FIGEAC (F0221) VSB FE396-52-01

Procedure

(a) Modify the actuator (FIN 5011MP1, FIN 5011MP2, FIN 5012MP1, FIN 5012MP2, FIN 5012MP3, FIN 5012MP4 and FIN 5013MP2), in accordance with Ref. RATIER-FIGEAC (F0221) VSB FE396-52-01.

(b) After modification:

FIN 5011MP1
1 ACTUATOR-DOOR FE396001001
becomes

FIN 5011MP1
1 ACTUATOR-DOOR FE396001003
and

FIN 5011MP2
1 ACTUATOR-DOOR FE396001001
becomes

FIN 5011MP2
1 ACTUATOR-DOOR FE396001003
and

FIN 5012MP1
1 ACTUATOR-DOOR FE396001001
becomes

FIN 5012MP1
1 ACTUATOR-DOOR FE396001003

and

FIN 5012MP2
1 ACTUATOR-DOOR FE396001001
becomes

FIN 5012MP2
1 ACTUATOR-DOOR FE396001003
and

FIN 5012MP3
1 ACTUATOR-DOOR FE396001001
becomes

FIN 5012MP3
1 ACTUATOR-DOOR FE396001003
and

FIN 5012MP4
1 ACTUATOR-DOOR FE396001001
becomes

FIN 5012MP4
1 ACTUATOR-DOOR FE396001003
and

FIN 5013MP2
1 ACTUATOR-DOOR FE396001001
becomes

FIN 5013MP2
1 ACTUATOR-DOOR FE396001003

CONF 012

(9) Task A350-A-52-XX-P049-03012-920A-C (A350-A-52-XX-P049-03ZZZ-920Z-C) Modify the Actuator of PAX/Crew Doors in accordance with VSB

Job Set-Up Information

Material necessary to do the job

Re-identified Part Set					
ITEM	**NEW PART No.**	**KEYWORD**	**ITEM**	**OLD PART No.**	**SEE NOTES**
	FE396001003	ACTUATOR		FE396001001	

Referenced Information

Manuals/Drawings	References/Sheets
VSB	RATIER-FIGEAC (F0221) VSB FE396-52-01

Procedure

(a) Modify the actuator (FIN 5011MP1, FIN 5011MP2, FIN 5012MP1, FIN 5012MP2, FIN 5012MP4, FIN 5013MP1 and FIN 5013MP2), in accordance with Ref. RATIER-FIGEAC (F0221) VSB FE396-52-01.

(b) After modification:

FIN 5011MP1
1 ACTUATOR-DOOR FE396001001

becomes

FIN 5011MP1
1 ACTUATOR-DOOR FE396001003
and

FIN 5011MP2
1 ACTUATOR-DOOR FE396001001
becomes

FIN 5011MP2
1 ACTUATOR-DOOR FE396001003
and

FIN 5012MP1
1 ACTUATOR-DOOR FE396001001
becomes

FIN 5012MP1
1 ACTUATOR-DOOR FE396001003
and

FIN 5012MP2
1 ACTUATOR-DOOR FE396001001
becomes

FIN 5012MP2
1 ACTUATOR-DOOR FE396001003
and

FIN 5012MP4
1 ACTUATOR-DOOR FE396001001
becomes

FIN 5012MP4
1 ACTUATOR-DOOR FE396001003
and

FIN 5013MP1
1 ACTUATOR-DOOR FE396001001
becomes

FIN 5013MP1
1 ACTUATOR-DOOR FE396001003
and

FIN 5013MP2
1 ACTUATOR-DOOR FE396001001
becomes

FIN 5013MP2
1 ACTUATOR-DOOR FE396001003

CONF 013

(9) Task A350-A-52-XX-P049-03013-920A-C (A350-A-52-XX-P049-03ZZZ-920Z-C)
Modify the Actuator of PAX/Crew Doors in accordance with VSB

Job Set-Up Information

Material necessary to do the job

Re-identified Part Set					
ITEM	**NEW PART No.**	**KEYWORD**	**ITEM**	**OLD PART No.**	**SEE NOTES**
	FE396001003	ACTUATOR		FE396001001	

Referenced Information

Manuals/Drawings	References/Sheets
VSB	RATIER-FIGEAC (F0221) VSB FE396-52-01

Procedure

(a) Modify the actuator (FIN 5011MP1, FIN 5011MP2, FIN 5012MP1, FIN 5012MP2, FIN 5012MP3, FIN 5012MP4 and FIN 5013MP1), in accordance with Ref. RATIER-FIGEAC (F0221) VSB FE396-52-01.

(b) After modification:

FIN 5011MP1
1 ACTUATOR-DOOR FE396001001
becomes

FIN 5011MP1
1 ACTUATOR-DOOR FE396001003
and

FIN 5011MP2
1 ACTUATOR-DOOR FE396001001
becomes

FIN 5011MP2
1 ACTUATOR-DOOR FE396001003
and

FIN 5012MP1
1 ACTUATOR-DOOR FE396001001
becomes

FIN 5012MP1
1 ACTUATOR-DOOR FE396001003
and

FIN 5012MP2
1 ACTUATOR-DOOR FE396001001
becomes

FIN 5012MP2
1 ACTUATOR-DOOR FE396001003
and

FIN 5012MP3
1 ACTUATOR-DOOR FE396001001
becomes

FIN 5012MP3
1 ACTUATOR-DOOR FE396001003

and

FIN 5012MP4
1 ACTUATOR-DOOR FE396001001
becomes

FIN 5012MP4
1 ACTUATOR-DOOR FE396001003
and

FIN 5013MP1
1 ACTUATOR-DOOR FE396001001
becomes

FIN 5013MP1
1 ACTUATOR-DOOR FE396001003

CONF 014

(9) Task A350-A-52-XX-P049-03014-920A-C (A350-A-52-XX-P049-03ZZZ-920Z-C) Modify the Actuator of PAX/Crew Doors in accordance with VSB

Job Set-Up Information

Material necessary to do the job

Re-identified Part Set					
ITEM	**NEW PART No.**	**KEYWORD**	**ITEM**	**OLD PART No.**	**SEE NOTES**
	FE396001003	ACTUATOR		FE396001001	

Referenced Information

Manuals/Drawings	References/Sheets
VSB	RATIER-FIGEAC (F0221) VSB FE396-52-01

Procedure

(a) Modify the actuator (FIN 5011MP1, FIN 5011MP2, FIN 5012MP3 and FIN 5012MP4), in accordance with Ref. RATIER-FIGEAC (F0221) VSB FE396-52-01.

(b) After modification:

FIN 5011MP1
1 ACTUATOR-DOOR FE396001001
becomes

FIN 5011MP1
1 ACTUATOR-DOOR FE396001003
and

FIN 5011MP2
1 ACTUATOR-DOOR FE396001001
becomes

FIN 5011MP2
1 ACTUATOR-DOOR FE396001003
and

FIN 5012MP3
1 ACTUATOR-DOOR FE396001001
becomes

FIN 5012MP3
1 ACTUATOR-DOOR FE396001003
and

FIN 5012MP4
1 ACTUATOR-DOOR FE396001001
becomes

FIN 5012MP4
1 ACTUATOR-DOOR FE396001003

CONF 015

(9) Task A350-A-52-XX-P049-03015-920A-C (A350-A-52-XX-P049-03ZZZ-920Z-C) Modify the Actuator of PAX/Crew Doors in accordance with VSB

Job Set-Up Information

Material necessary to do the job

Re-identified Part Set					
ITEM	**NEW PART No.**	**KEYWORD**	**ITEM**	**OLD PART No.**	**SEE NOTES**
	FE396001003	ACTUATOR		FE396001001	

Referenced Information

Manuals/Drawings	References/Sheets
VSB	RATIER-FIGEAC (F0221) VSB FE396-52-01

Procedure

(a) Modify the actuator (FIN 5012MP2 and FIN 5012MP3), in accordance with Ref. RATIER-FIGEAC (F0221) VSB FE396-52-01.

(b) After modification:

FIN 5012MP2
1 ACTUATOR-DOOR FE396001001
becomes

FIN 5012MP2
1 ACTUATOR-DOOR FE396001003
and

FIN 5012MP3
1 ACTUATOR-DOOR FE396001001
becomes

FIN 5012MP3
1 ACTUATOR-DOOR FE396001003

CONF 016

(9) Task A350-A-52-XX-P049-03016-920A-C (A350-A-52-XX-P049-03ZZZ-920Z-C) Modify the Actuator of PAX/Crew Doors in accordance with VSB

Job Set-Up Information

Material necessary to do the job

Re-identified Part Set					
ITEM	**NEW PART No.**	**KEYWORD**	**ITEM**	**OLD PART No.**	**SEE NOTES**
	FE396001003	ACTUATOR		FE396001001	

Referenced Information

Manuals/Drawings	References/Sheets
VSB	RATIER-FIGEAC (F0221) VSB FE396-52-01

Procedure

(a) Modify the actuator (FIN 5012MP2, FIN 5012MP3 and FIN 5013MP1), in accordance with Ref. RATIER-FIGEAC (F0221) VSB FE396-52-01.

(b) After modification:

FIN 5012MP2
1 ACTUATOR-DOOR FE396001001
becomes

FIN 5012MP2
1 ACTUATOR-DOOR FE396001003
and

FIN 5012MP3
1 ACTUATOR-DOOR FE396001001
becomes

FIN 5012MP3
1 ACTUATOR-DOOR FE396001003
and

FIN 5013MP1
1 ACTUATOR-DOOR FE396001001
becomes

FIN 5013MP1
1 ACTUATOR-DOOR FE396001003

CONF 017

(9) Task A350-A-52-XX-P049-03017-920A-C (A350-A-52-XX-P049-03ZZZ-920Z-C) Modify the Actuator of PAX/Crew Doors in accordance with VSB

Job Set-Up Information

Material necessary to do the job

Re-identified Part Set					
ITEM	**NEW PART No.**	**KEYWORD**	**ITEM**	**OLD PART No.**	**SEE NOTES**
	FE396001003	ACTUATOR		FE396001001	

Referenced Information

Manuals/Drawings	References/Sheets
VSB	RATIER-FIGEAC (F0221) VSB FE396-52-01

Procedure

(a) Modify the actuator (FIN 5012MP1, FIN 5012MP3, FIN 5012MP4, FIN 5013MP1 and FIN 5013MP2), in accordance with Ref. RATIER-FIGEAC (F0221) VSB FE396-52-01.

(b) After modification:

FIN 5012MP1

1 ACTUATOR-DOOR FE396001001
becomes

FIN 5012MP1
1 ACTUATOR-DOOR FE396001003
and

FIN 5012MP3
1 ACTUATOR-DOOR FE396001001
becomes

FIN 5012MP3
1 ACTUATOR-DOOR FE396001003
and

FIN 5012MP4
1 ACTUATOR-DOOR FE396001001
becomes

FIN 5012MP4
1 ACTUATOR-DOOR FE396001003
and

FIN 5013MP1
1 ACTUATOR-DOOR FE396001001
becomes

FIN 5013MP1
1 ACTUATOR-DOOR FE396001003
and

FIN 5013MP2
1 ACTUATOR-DOOR FE396001001
becomes

FIN 5013MP2
1 ACTUATOR-DOOR FE396001003

CONF 018

(9) Task A350-A-52-XX-P049-03018-920A-C (A350-A-52-XX-P049-03ZZZ-920Z-C)
Modify the Actuator of PAX/Crew Doors in accordance with VSB

Job Set-Up Information

Material necessary to do the job

Re-identified Part Set					
ITEM	**NEW PART No.**	**KEYWORD**	**ITEM**	**OLD PART No.**	**SEE NOTES**
	FE396001003	ACTUATOR		FE396001001	

Referenced Information

Manuals/Drawings	References/Sheets
VSB	RATIER-FIGEAC (F0221) VSB FE396-52-01

Procedure

(a) Modify the actuator (FIN 5012MP2), in accordance with Ref. RATIER-FIGEAC (F0221) VSB FE396-52-01.

(b) After modification:

FIN 5012MP2
1 ACTUATOR-DOOR FE396001001
becomes

FIN 5012MP2
1 ACTUATOR-DOOR FE396001003

CONF 019

(9) Task A350-A-52-XX-P049-03019-920A-C (A350-A-52-XX-P049-03ZZZ-920Z-C) Modify the Actuator of PAX/Crew Doors in accordance with VSB

Job Set-Up Information

Material necessary to do the job

Re-identified Part Set					
ITEM	**NEW PART No.**	**KEYWORD**	**ITEM**	**OLD PART No.**	**SEE NOTES**
	FE396001003	ACTUATOR		FE396001001	

Referenced Information

Manuals/Drawings	References/Sheets
VSB	RATIER-FIGEAC (F0221) VSB FE396-52-01

Procedure

(a) Modify the actuator (FIN 5011MP1, FIN 5011MP2, FIN 5012MP1, FIN 5012MP2, FIN 5012MP3, FIN 5013MP1 and FIN 5013MP2), in accordance with Ref. RATIER-FIGEAC (F0221) VSB FE396-52-01.

(b) After modification:

FIN 5011MP1
1 ACTUATOR-DOOR FE396001001
becomes

FIN 5011MP1
1 ACTUATOR-DOOR FE396001003
and

FIN 5011MP2
1 ACTUATOR-DOOR FE396001001
becomes

FIN 5011MP2
1 ACTUATOR-DOOR FE396001003
and

FIN 5012MP1
1 ACTUATOR-DOOR FE396001001
becomes

FIN 5012MP1
1 ACTUATOR-DOOR FE396001003
and

FIN 5012MP2
1 ACTUATOR-DOOR FE396001001

becomes

FIN 5012MP2
1 ACTUATOR-DOOR FE396001003
and

FIN 5012MP3
1 ACTUATOR-DOOR FE396001001
becomes

FIN 5012MP3
1 ACTUATOR-DOOR FE396001003
and

FIN 5013MP1
1 ACTUATOR-DOOR FE396001001
becomes

FIN 5013MP1
1 ACTUATOR-DOOR FE396001003
and

FIN 5013MP2
1 ACTUATOR-DOOR FE396001001
becomes

FIN 5013MP2
1 ACTUATOR-DOOR FE396001003

CONF 020

(9) Task A350-A-52-XX-P049-03020-920A-C (A350-A-52-XX-P049-03ZZZ-920Z-C) Modify the Actuator of PAX/Crew Doors in accordance with VSB

Job Set-Up Information

Material necessary to do the job

Re-identified Part Set					
ITEM	**NEW PART No.**	**KEYWORD**	**ITEM**	**OLD PART No.**	**SEE NOTES**
	FE396001003	ACTUATOR		FE396001001	

Referenced Information

Manuals/Drawings	References/Sheets
VSB	RATIER-FIGEAC (F0221) VSB FE396-52-01

Procedure

(a) Modify the actuator (FIN 5012MP4), in accordance with Ref. RATIER-FIGEAC (F0221) VSB FE396-52-01.

(b) After modification:

FIN 5012MP4
1 ACTUATOR-DOOR FE396001001
becomes

FIN 5012MP4
1 ACTUATOR-DOOR FE396001003

CONF 021

(9) Task A350-A-52-XX-P049-03021-920A-C (A350-A-52-XX-P049-03ZZZ-920Z-C) Modify the Actuator of PAX/Crew Doors in accordance with VSB

Job Set-Up Information

Material necessary to do the job

Re-identified Part Set					
ITEM	**NEW PART No.**	**KEYWORD**	**ITEM**	**OLD PART No.**	**SEE NOTES**
	FE396001003	ACTUATOR		FE396001001	

Referenced Information

Manuals/Drawings	References/Sheets
VSB	RATIER-FIGEAC (F0221) VSB FE396-52-01

Procedure

(a) Modify the actuator (FIN 5011MP2, FIN 5012MP2, FIN 5012MP3 and FIN 5012MP4), in accordance with Ref. RATIER-FIGEAC (F0221) VSB FE396-52-01.

(b) After modification:

FIN 5011MP2
1 ACTUATOR-DOOR FE396001001
becomes

FIN 5011MP2
1 ACTUATOR-DOOR FE396001003
and

FIN 5012MP2
1 ACTUATOR-DOOR FE396001001
becomes

FIN 5012MP2
1 ACTUATOR-DOOR FE396001003
and

FIN 5012MP3
1 ACTUATOR-DOOR FE396001001
becomes

FIN 5012MP3
1 ACTUATOR-DOOR FE396001003
and

FIN 5012MP4
1 ACTUATOR-DOOR FE396001001
becomes

FIN 5012MP4
1 ACTUATOR-DOOR FE396001003

CONF 022

(9) Task A350-A-52-XX-P049-03022-920A-C (A350-A-52-XX-P049-03ZZZ-920Z-C) Modify the Actuator of PAX/Crew Doors in accordance with VSB

Job Set-Up Information

Material necessary to do the job

Re-identified Part Set					
ITEM	**NEW PART No.**	**KEYWORD**	**ITEM**	**OLD PART No.**	**SEE NOTES**
	FE396001003	ACTUATOR		FE396001001	

Referenced Information

Manuals/Drawings	References/Sheets
VSB	RATIER-FIGEAC (F0221) VSB FE396-52-01

Procedure

(a) Modify the actuator (FIN 5012MP2, FIN 5012MP3 and FIN 5012MP4), in accordance with Ref. RATIER-FIGEAC (F0221) VSB FE396-52-01.

(b) After modification:

FIN 5012MP2
1 ACTUATOR-DOOR FE396001001
becomes

FIN 5012MP2
1 ACTUATOR-DOOR FE396001003
and

FIN 5012MP3
1 ACTUATOR-DOOR FE396001001
becomes

FIN 5012MP3
1 ACTUATOR-DOOR FE396001003
and

FIN 5012MP4
1 ACTUATOR-DOOR FE396001001
becomes

FIN 5012MP4
1 ACTUATOR-DOOR FE396001003

CONF 023

(9) Task A350-A-52-XX-P049-03023-920A-C (A350-A-52-XX-P049-03ZZZ-920Z-C) Modify the Actuator of PAX/Crew Doors in accordance with VSB

Job Set-Up Information

Material necessary to do the job

Re-identified Part Set					
ITEM	**NEW PART No.**	**KEYWORD**	**ITEM**	**OLD PART No.**	**SEE NOTES**
	FE396001003	ACTUATOR		FE396001001	

Referenced Information

Manuals/Drawings	References/Sheets
VSB	RATIER-FIGEAC (F0221) VSB FE396-52-01

Procedure

(a) Modify the actuator (FIN 5012MP2 and FIN 5012MP4), in accordance with Ref. RATIER-FIGEAC (F0221) VSB FE396-52-01.

(b) After modification:

FIN 5012MP2
1 ACTUATOR-DOOR FE396001001
becomes

FIN 5012MP2
1 ACTUATOR-DOOR FE396001003
and

FIN 5012MP4
1 ACTUATOR-DOOR FE396001001
becomes

FIN 5012MP4
1 ACTUATOR-DOOR FE396001003

CONF 024

(9) Task A350-A-52-XX-P049-03024-920A-C (A350-A-52-XX-P049-03ZZZ-920Z-C) Modify the Actuator of PAX/Crew Doors in accordance with VSB

Job Set-Up Information

Material necessary to do the job

Re-identified Part Set					
ITEM	**NEW PART No.**	**KEYWORD**	**ITEM**	**OLD PART No.**	**SEE NOTES**
	FE396001003	ACTUATOR		FE396001001	

Referenced Information

Manuals/Drawings	References/Sheets
VSB	RATIER-FIGEAC (F0221) VSB FE396-52-01

Procedure

(a) Modify the actuator (FIN 5011MP2 and FIN 5012MP2), in accordance with Ref. RATIER-FIGEAC (F0221) VSB FE396-52-01.

(b) After modification:

FIN 5011MP2
1 ACTUATOR-DOOR FE396001001
becomes

FIN 5011MP2
1 ACTUATOR-DOOR FE396001003
and

FIN 5012MP2
1 ACTUATOR-DOOR FE396001001
becomes

FIN 5012MP2
1 ACTUATOR-DOOR FE396001003

CONF 001-003 005 007 010-014 019 025 026

(10) Task A350-A-52-XX-P049-02001-720A-A (A350-A-52-XX-P049-02ZZZ-720Z-A)
Install the Actuator of PAX/Crew Door 1, LH Side

Job Set-Up Information

Working Area

Impacted Zone	Access / Work Location	
831	Access	Door 831

Manpower/Resources/Skills

Man-hours	0.25 h
Minimum Number of person	1
Elapsed Time	0.25 h
Skills	Airframe

Material necessary to do the job

Re-identified Part Set					
ITEM	**NEW PART No.**	**KEYWORD**	**ITEM**	**OLD PART No.**	**SEE NOTES**
	FE396001003	ACTUATOR		FE396001001	

Referenced Information

Manuals/Drawings	References/Sheets
MP	A350-A-52-11-73-A6ZZZ-720Z-A
SD	A350-A-06-3X-XX-01ZZZ-04CZ-A

Procedure

(a) Standard practices given in this procedure:

1 For identification of zones, refer to Ref. SD A350-A-06-3X-XX-01ZZZ-04CZ-A.

(b) Install the modified actuator (FIN 5011MP1), refer to Ref. MP A350-A-52-11-73-A6ZZZ-720Z-A.

FIN 5011MP1

1 ACTUATOR-DOOR FE396001003

CONF 001-003 006 008 010-014 019 021 024-026

(11) Task A350-A-52-XX-P049-03001-720A-A (A350-A-52-XX-P049-03ZZZ-720Z-A)
Install the Actuator of PAX/Crew Door 1, RH Side

Job Set-Up Information

Working Area

Impacted Zone	Access / Work Location	
841	Access	Door 841

Manpower/Resources/Skills

Man-hours	0.25 h
Minimum Number of person	1
Elapsed Time	0.25 h
Skills	Airframe

Material necessary to do the job

Re-identified Part Set					
ITEM	**NEW PART No.**	**KEYWORD**	**ITEM**	**OLD PART No.**	**SEE NOTES**
	FE396001003	ACTUATOR		FE396001001	

Referenced Information

Manuals/Drawings	References/Sheets
MP	A350-A-52-11-73-A6ZZZ-720Z-A
SD	A350-A-06-3X-XX-01ZZZ-04CZ-A

Procedure

(a) Standard practices given in this procedure:

1 For identification of zones, refer to Ref. SD A350-A-06-3X-XX-01ZZZ-04CZ-A.

(b) Install the modified actuator (FIN 5011MP2), refer to Ref. MP A350-A-52-11-73-A6ZZZ-720Z-A.

FIN 5011MP2

1 ACTUATOR-DOOR FE396001003

CONF 001-005 007 008 011-013 017 019 025 026

(12) Task A350-A-52-XX-P049-04001-720A-A (A350-A-52-XX-P049-04ZZZ-720Z-A) Install the Actuator of PAX/Crew Door 2, LH Side

Job Set-Up Information

Working Area

Impacted Zone	Access / Work Location	
832	Access	Door 832

Manpower/Resources/Skills

Man-hours	0.25 h
Minimum Number of person	1
Elapsed Time	0.25 h
Skills	Airframe

Material necessary to do the job

Re-identified Part Set					
ITEM	**NEW PART No.**	**KEYWORD**	**ITEM**	**OLD PART No.**	**SEE NOTES**
	FE396001003	ACTUATOR		FE396001001	

Referenced Information

Manuals/Drawings	References/Sheets
MP	A350-A-52-12-73-A6ZZZ-720Z-A
SD	A350-A-06-3X-XX-01ZZZ-04CZ-A

Procedure

(a) Standard practices given in this procedure:

1 For identification of zones, refer to Ref. SD A350-A-06-3X-XX-01ZZZ-04CZ-A.

(b) Install the modified actuator (FIN 5012MP1), refer to Ref. MP A350-A-52-12-73-A6ZZZ-720Z-A.

FIN 5012MP1

1 ACTUATOR-DOOR FE396001003

CONF 001 003-008 010-013 015 016 018 019 021-025

(13) Task A350-A-52-XX-P049-05001-720A-A (A350-A-52-XX-P049-05ZZZ-720Z-A)
Install the Actuator of PAX/Crew Door 2, RH Side

Job Set-Up Information

Working Area

Impacted Zone	Access / Work Location	
842	Access	Door 842

Manpower/Resources/Skills

Man-hours	0.25 h
Minimum Number of person	1
Elapsed Time	0.25 h
Skills	Airframe

Material necessary to do the job

Re-identified Part Set					
ITEM	**NEW PART No.**	**KEYWORD**	**ITEM**	**OLD PART No.**	**SEE NOTES**
	FE396001003	ACTUATOR		FE396001001	

Referenced Information

Manuals/Drawings	References/Sheets
MP	A350-A-52-12-73-A6ZZZ-720Z-A
SD	A350-A-06-3X-XX-01ZZZ-04CZ-A

Procedure

(a) Standard practices given in this procedure:

1 For identification of zones, refer to Ref. SD A350-A-06-3X-XX-01ZZZ-04CZ-A.

(b) Install the modified actuator (FIN 5012MP2), refer to Ref. MP A350-A-52-12-73-A6ZZZ-720Z-A.

FIN 5012MP2

1 ACTUATOR-DOOR FE396001003

CONF 001-008 011 013-017 019 021 022 025 026

(14) Task A350-A-52-XX-P049-06001-720A-A (A350-A-52-XX-P049-06ZZZ-720Z-A)
Install the Actuator of PAX/Crew Door 3, LH Side

Job Set-Up Information

Working Area

Impacted Zone	Access / Work Location	
833	Access	Door 833

Manpower/Resources/Skills

Man-hours	0.25 h

Minimum Number of person	1
Elapsed Time	0.25 h
Skills	Airframe

Material necessary to do the job

Re-identified Part Set					
ITEM	**NEW PART No.**	**KEYWORD**	**ITEM**	**OLD PART No.**	**SEE NOTES**
	FE396001003	ACTUATOR		FE396001001	

Referenced Information

Manuals/Drawings	References/Sheets
MP	A350-A-52-12-73-A6ZZZ-720Z-A
SD	A350-A-06-3X-XX-01ZZZ-04CZ-A

Procedure

(a) Standard practices given in this procedure:

1 For identification of zones, refer to Ref. SD A350-A-06-3X-XX-01ZZZ-04CZ-A.

(b) Install the modified actuator (FIN 5012MP3), refer to Ref. MP A350-A-52-12-73-A6ZZZ-720Z-A.

FIN 5012MP3

1 ACTUATOR-DOOR FE396001003

CONF 001-003 005-008 010-014 017 020-023 025 026

(15) Task A350-A-52-XX-P049-07001-720A-A (A350-A-52-XX-P049-07ZZZ-720Z-A)
Install the Actuator of PAX/Crew Door 3, RH Side

Job Set-Up Information

Working Area

Impacted Zone	Access / Work Location	
843	Access	Door 843

Manpower/Resources/Skills

Man-hours	0.25 h
Minimum Number of person	1
Elapsed Time	0.25 h
Skills	Airframe

Material necessary to do the job

Re-identified Part Set					
ITEM	**NEW PART No.**	**KEYWORD**	**ITEM**	**OLD PART No.**	**SEE NOTES**
	FE396001003	ACTUATOR		FE396001001	

Referenced Information

Manuals/Drawings	References/Sheets
MP	A350-A-52-12-73-A6ZZZ-720Z-A
SD	A350-A-06-3X-XX-01ZZZ-04CZ-A

Procedure

(a) Standard practices given in this procedure:

1 For identification of zones, refer to Ref. SD A350-A-06-3X-XX-01ZZZ-04CZ-A.

(b) Install the modified actuator (FIN 5012MP4), refer to Ref. MP A350-A-52-12-73-A6ZZZ-720Z-A.

FIN 5012MP4

1 ACTUATOR-DOOR FE396001003

CONF 001 002 004-010 012 013 016 017 019 025 026

(16) Task A350-A-52-XX-P049-08001-720A-A (A350-A-52-XX-P049-08ZZZ-720Z-A) Install the Actuator of PAX/Crew Door 4, LH Side

Job Set-Up Information

Working Area

Impacted Zone	Access / Work Location	
834	Access	Door 834

Manpower/Resources/Skills

Man-hours	0.25 h
Minimum Number of person	1
Elapsed Time	0.25 h
Skills	Airframe

Material necessary to do the job

Re-identified Part Set					
ITEM	**NEW PART No.**	**KEYWORD**	**ITEM**	**OLD PART No.**	**SEE NOTES**
	FE396001003	ACTUATOR		FE396001001	

Referenced Information

Manuals/Drawings	References/Sheets
MP	A350-A-52-13-73-A6ZZZ-720Z-A
SD	A350-A-06-3X-XX-01ZZZ-04CZ-A

Procedure

(a) Standard practices given in this procedure:

1 For identification of zones, refer to Ref. SD A350-A-06-3X-XX-01ZZZ-04CZ-A.

(b) Install the modified actuator (FIN 5013MP1), refer to Ref. MP A350-A-52-13-73-A6ZZZ-720Z-A.

FIN 5013MP1

1 ACTUATOR-DOOR FE396001003

CONF 001 002 004-006 008-012 017 019 025 026

(17) Task A350-A-52-XX-P049-09001-720A-A (A350-A-52-XX-P049-09ZZZ-720Z-A) Install the Actuator of PAX/Crew Door 4, RH Side

Job Set-Up Information

Working Area

Impacted Zone	Access / Work Location	
844	Access	Door 844

Manpower/Resources/Skills

Man-hours	0.25 h
Minimum Number of person	1
Elapsed Time	0.25 h
Skills	Airframe

Material necessary to do the job

Re-identified Part Set					
ITEM	**NEW PART No.**	**KEYWORD**	**ITEM**	**OLD PART No.**	**SEE NOTES**
	FE396001003	ACTUATOR		FE396001001	

Referenced Information

Manuals/Drawings	References/Sheets
MP	A350-A-52-13-73-A6ZZZ-720Z-A
SD	A350-A-06-3X-XX-01ZZZ-04CZ-A

Procedure

(a) Standard practices given in this procedure:

1 For identification of zones, refer to Ref. SD A350-A-06-3X-XX-01ZZZ-04CZ-A.

(b) Install the modified actuator (FIN 5013MP2), refer to Ref. MP A350-A-52-13-73-A6ZZZ-720Z-A.

FIN 5013MP2

1 ACTUATOR-DOOR FE396001003

CONF 001-003 005 007 010-014 019 025 026

(18) Task A350-A-52-XX-P049-01001-900A-A (A350-A-52-XX-P049-01ZZZ-900Z-A) Re-Identify the PAX/Crew Door 1, LH Side

Job Set-Up Information

Working Area

Impacted Zone	Access / Work Location	
831	Access	Door 831

Manpower/Resources/Skills

Man-hours	0.25 h
Minimum Number of person	1
Elapsed Time	0.25 h
Skills	Airframe

Material necessary to do the job

Consumables				
ITEM	**REFERENCE CML**	**DESCRIPTION**	**DRAWING**	**SEE NOTES**
	04SBA3	Varnish Polyurethane - Low VOC - External Structure		
	05EJL9	Epoxy Adhesive - Metal to metal - Legacy		
	08BAA9	Non Aqueous Cleaner - General		

Consumables				
ITEM	REFERENCE CML	DESCRIPTION	DRAWING	SEE NOTES
	14SBA1	Textile - Lint free Cotton		

Components					
ITEM	PART No.	QTY (UM)	KEYWORD	DRAWING	SEE NOTES
25	NSA9117M9F	1	PLATE		(1) (2) (3)

NOTE(S)

(1): The components listed above are not an AIRBUS Kit, the required parts must be ordered as necessary through the given channel.

(2): This item has a Shelf Life of less than or equal to 24 months and must be ordered when you intend to accomplish the Service Bulletin.

(3): The components listed above are only necessary if the identification plate is not installed. The quantity of these items is to be ordered as required.

Referenced Information

Manuals/Drawings	References/Sheets
ASR	A350-A-51-77-11-00ZZZ-660Z-A
MP	A350-A-11-XX-XX-00ZZZ-691Z-A
SD	A350-A-06-3X-XX-01ZZZ-04CZ-A
CML	CONSUMABLE MATERIAL LIST (CML)
PMS	01-06-12

Procedure

(a) Standard practices given in this procedure:

1 For identification of zones, refer to Ref. SD A350-A-06-3X-XX-01ZZZ-04CZ-A.

2 For the specification of Material application codes given in this Service Bulletin, refer to the Ref. CML.

3 Do the cleaning process in accordance with Ref. ASR A350-A-51-77-11-00ZZZ-660Z-A.

4 For the re-identification of parts using indelible link, refer to Ref. PMS 01-06-12.

5 For the installation of placards, refer to Ref. MP A350-A-11-XX-XX-00ZZZ-691Z-A.

(b) Make sure that the identification plate, item (26), is installed, refer to Ref. Fig. Inspection of the Installed Door Plate 1 LH.

1 If the identification plate is installed, cross out its Configured Spare Component (CSC) number.

2 If the identification plate is not installed, install the new identification plate, item 25, refer to Ref. Fig. Installation of the Door Plate 1 LH.

a Clean the surface of the installation area of the plate with:

Textile - Lint free Cotton 14SBA1
and

Non Aqueous Cleaner - General 08BAA9

b Bond the new identification plate:

1	PLATE-IDENTIFICATION with:	NSA9117M9F	Item 25
	Epoxy Adhesive - Metal to metal - Legacy	05EJL9	

c Cross out the old CSC number on the door label.

(c) Mark the new CSC number on the door label, refer to Ref. Fig. Installation of the Door Plate 1 LH.

1 Identify the CSC number at aircraft delivery on the original door identification plate.

2 Identify which Service Bulletins have been accomplished on the door before.

3 Identify the new door CSC number in accordance with the Service Bulletin Information Trasmission (SBIT) No. 20-0049, using as inputs the CSC number at aircraft delivery, the Service Bulletins that have been accomplished on the door before and this Service Bulletin.

4 Mark the new CSC number of the door and the Service Bulletin number on the door label.

(d) Protect identification plate, refer to Ref. Fig. Installation of the Door Plate 1 LH, with:

Varnish Polyurethane - Low VOC - External Structure	04SBA3

CONF 001 002

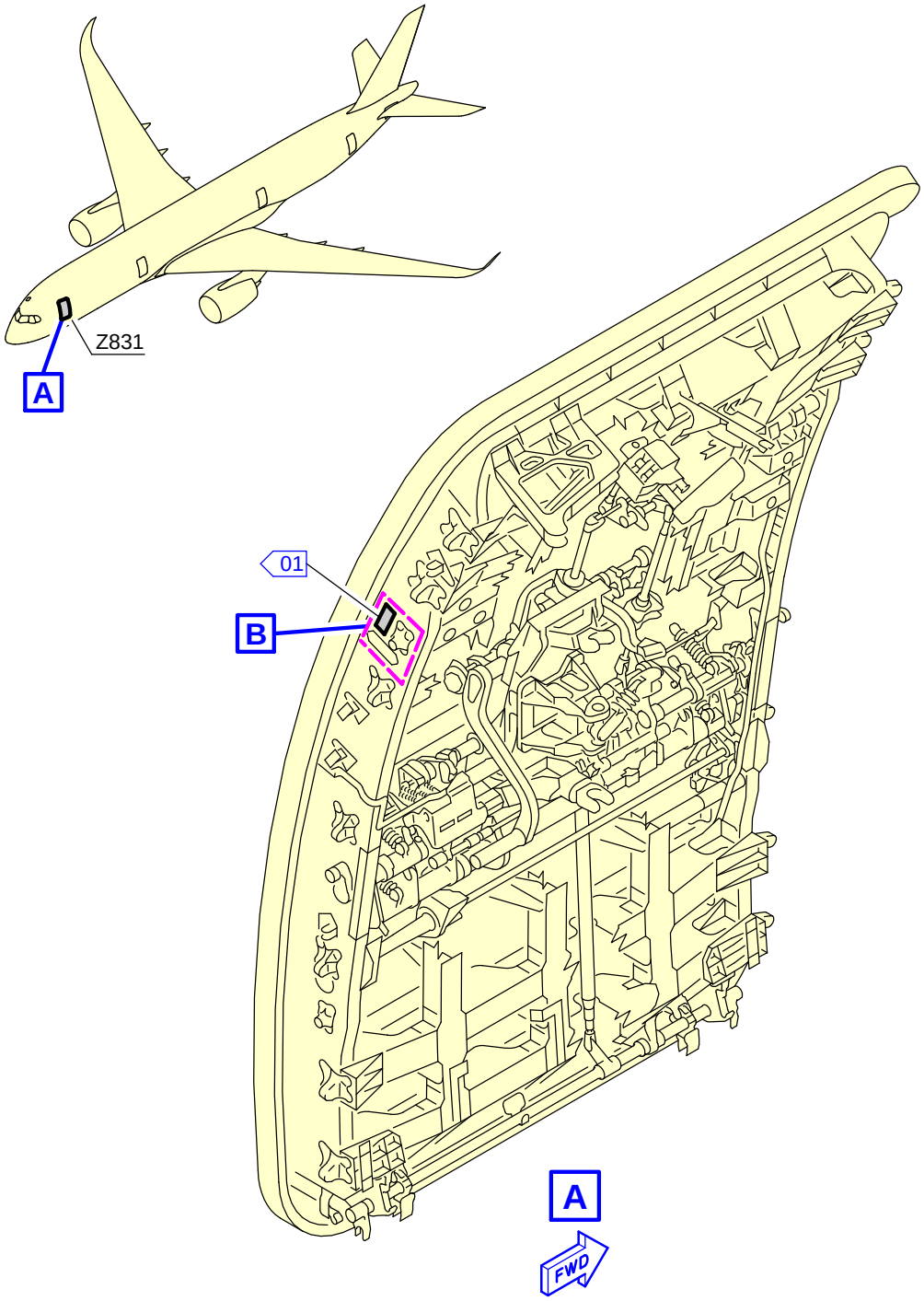

NOTE:

01 BECAUSE OF THE AIRCRAFT CONFIGURATION, THE LOCATION OF THE PLATE CAN CHANGE IN THIS AREA.

ICN-A350-A-52XXP049-A-FAPE3-05RXS-A-001-01

Figure ICN-A350-A-52XXP049-A-FAPE3-05RXS-A-001-01 SHEET 1/2

CONF 001 002

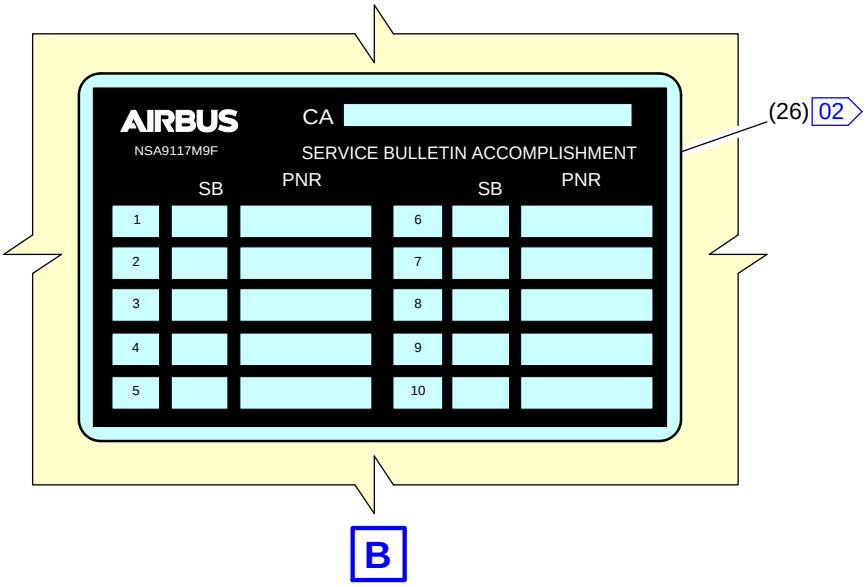

NOTE:

02 THE HORIZONTAL OR VERTICAL POSITION OF THE PLATE, ITEM (26), CAN CHANGE BECAUSE OF THE AIRCRAFT CONFIGURATION.

ICN-A350-A-52XXP049-A-FAPE3-05RXT-A-001-01

Figure ICN-A350-A-52XXP049-A-FAPE3-05RXT-A-001-01 SHEET 2/2

CONF 003 005 007 010-014 019 025 026

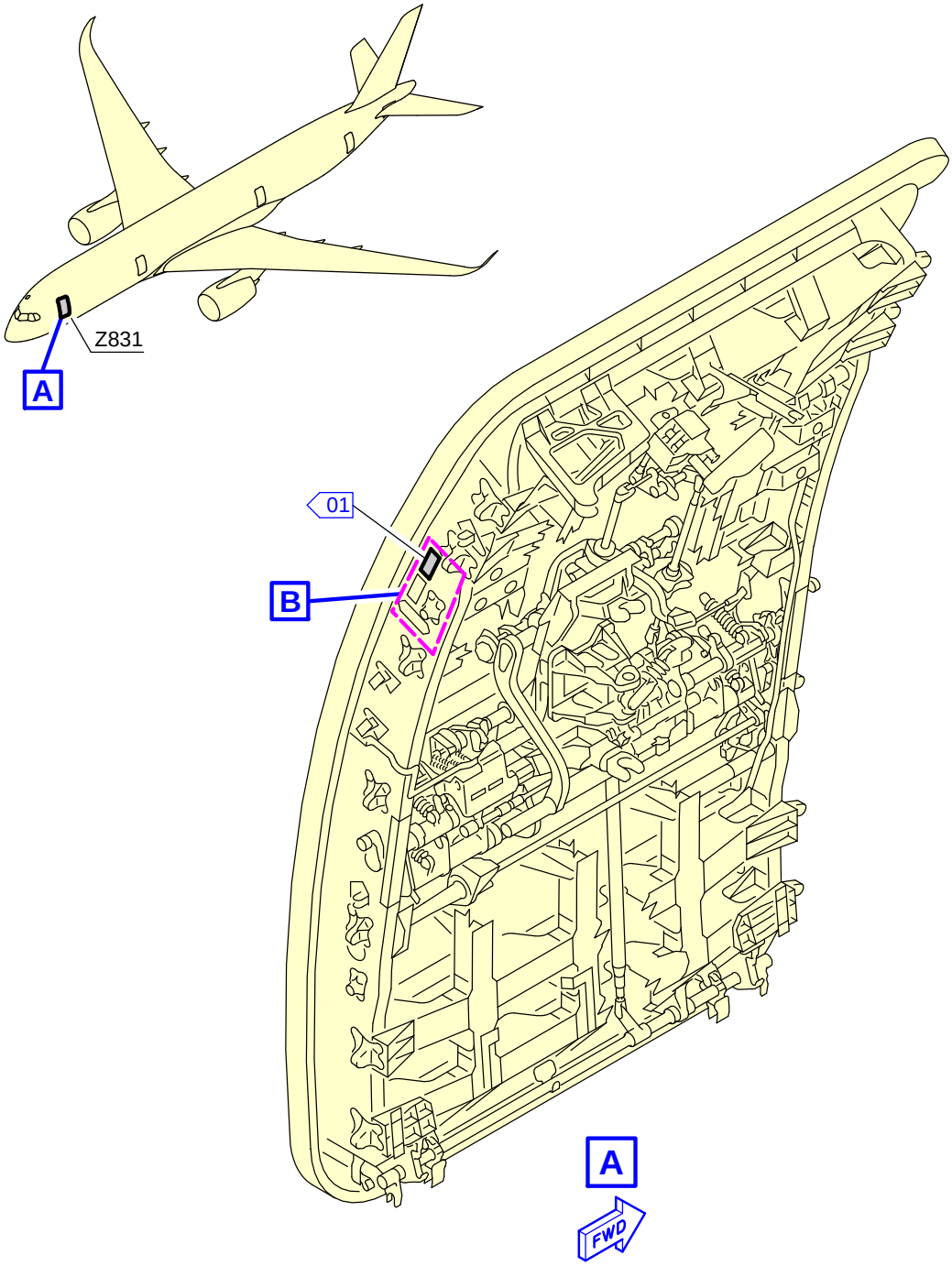

NOTE:

01 BECAUSE OF THE AIRCRAFT CONFIGURATION, THE LOCATION OF THE PLATE CAN CHANGE IN THIS AREA.

ICN-A350-A-52XXP049-A-FAPE3-05RXU-A-001-01

Figure ICN-A350-A-52XXP049-A-FAPE3-05RXU-A-001-01 SHEET 1/2

CONF 003 005 007 010-014 019 025 026

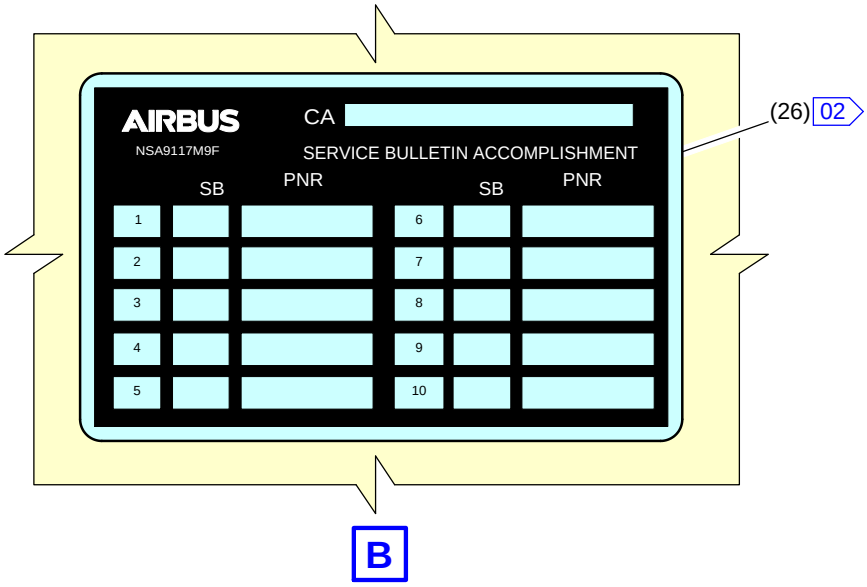

NOTE:

02 THE HORIZONTAL OR VERTICAL POSITION OF THE PLATE, ITEM (26), CAN CHANGE BECAUSE OF THE AIRCRAFT CONFIGURATION.

ICN-A350-A-52XXP049-A-FAPE3-05RXV-A-001-01

Figure ICN-A350-A-52XXP049-A-FAPE3-05RXV-A-001-01 SHEET 2/2

CONF 001 002

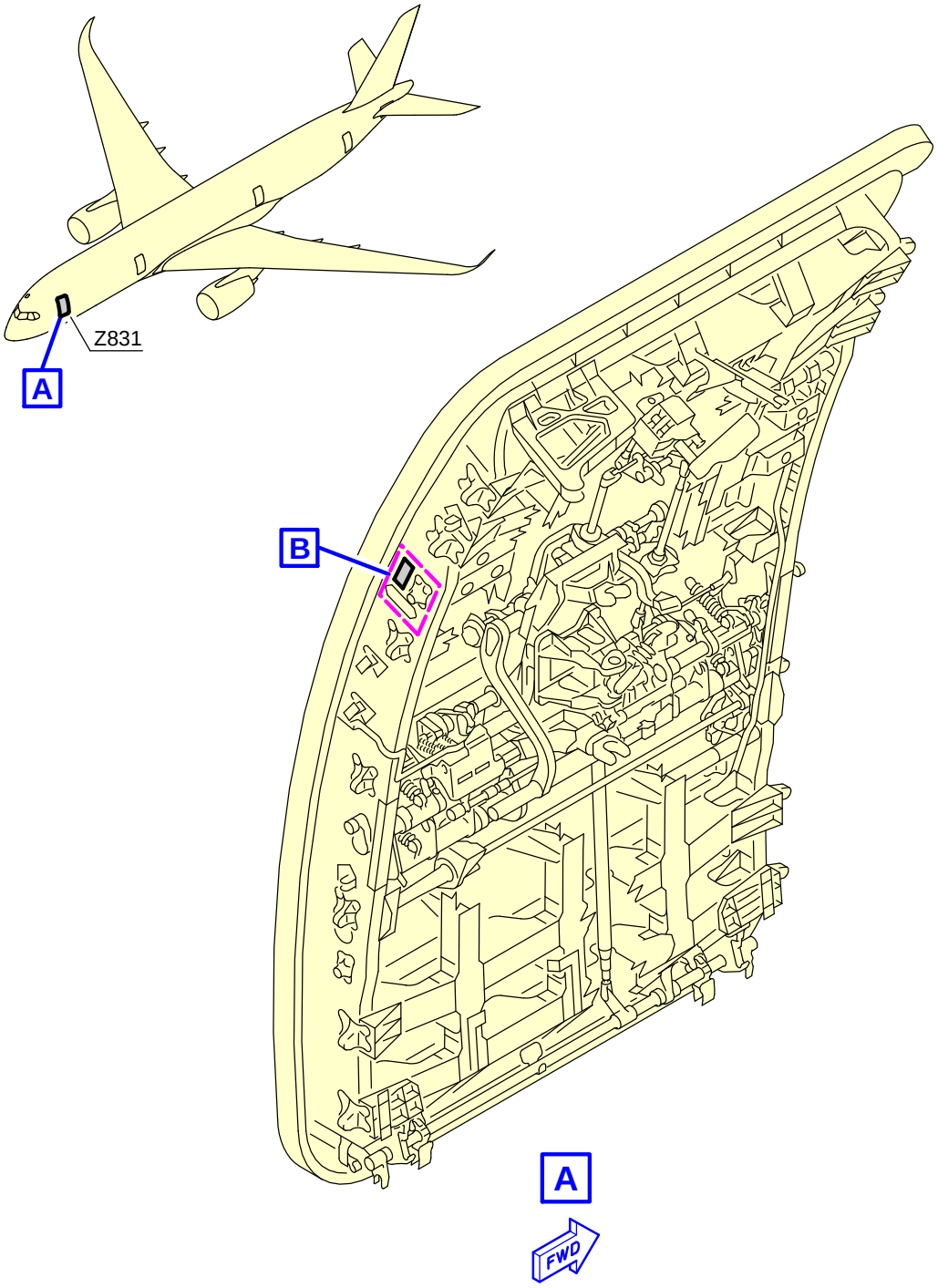

ICN-A350-A-52XXP049-A-FAPE3-05RZC-A-001-01

Figure ICN-A350-A-52XXP049-A-FAPE3-05RZC-A-001-01 SHEET 1/2

CONF 001 002

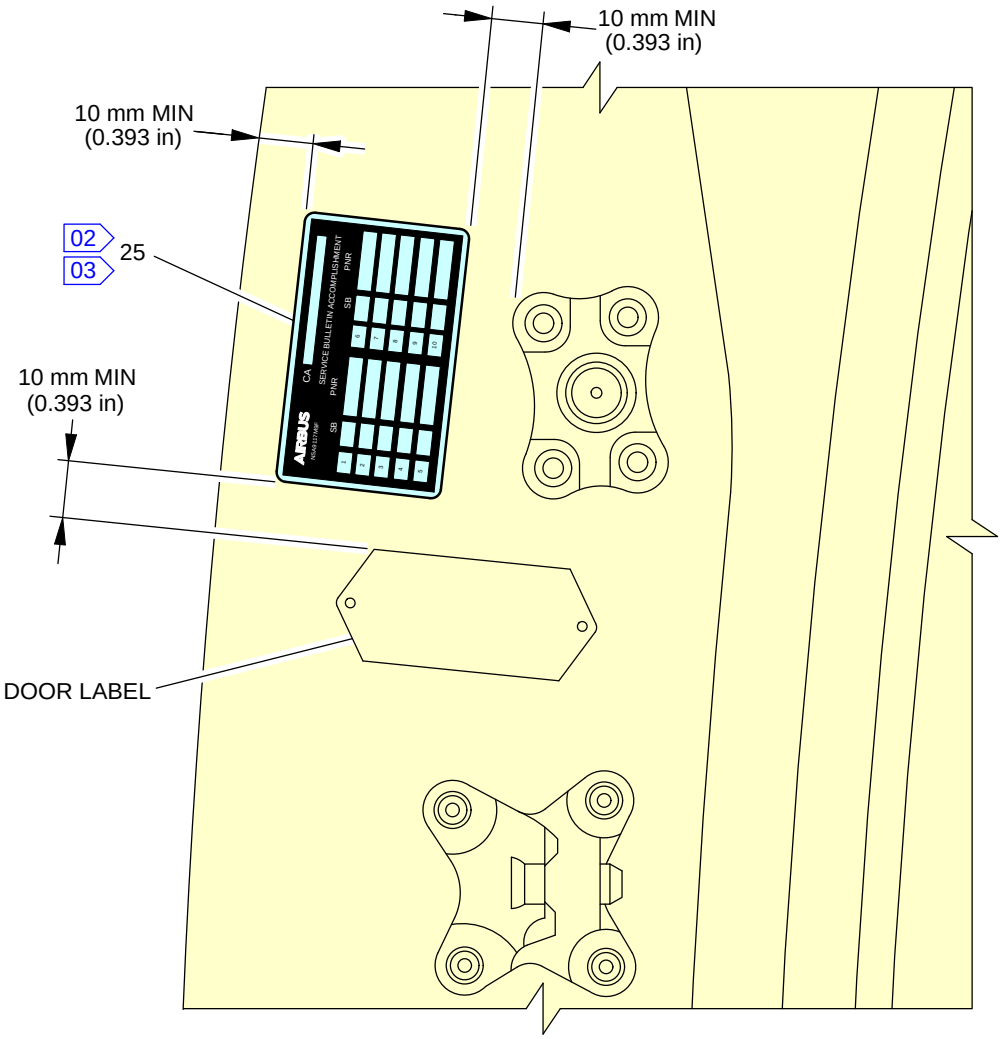

NOTE:

01 BEFORE THE BONDING OF THE PLATE, CLEAN THE SURFACE WITH MATERIALS No 08BAA9 AND No 14SBA1.

02 BOND THE PLATE, ITEM 25, WITH MATERIAL No 05EJL9 ABOVE THE DOOR LABEL, WHERE SPACE IS AVAILABLE.

03 PROTECT THE PLATE, ITEM 25, WITH MATERIAL No 04SBA3.

ICN-A350-A-52XXP049-A-FAPE3-05RZD-A-001-01

Figure ICN-A350-A-52XXP049-A-FAPE3-05RZD-A-001-01 SHEET 2/2

CONF 003 005 007 010-014 019 025 026

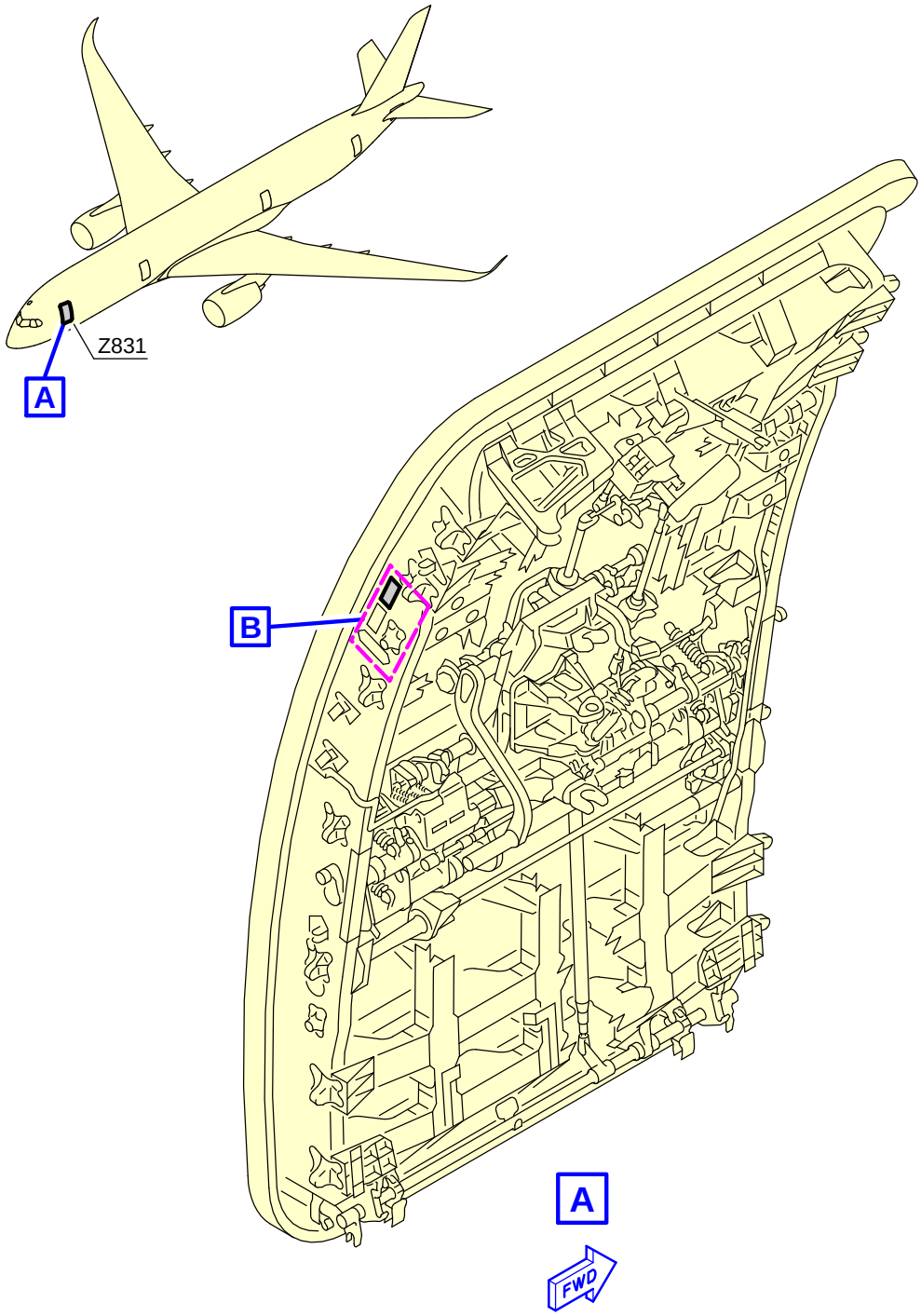

ICN-A350-A-52XXP049-A-FAPE3-05RZE-A-001-01

Figure ICN-A350-A-52XXP049-A-FAPE3-05RZE-A-001-01 SHEET 1/2

CONF 003 005 007 010-014 019 025 026

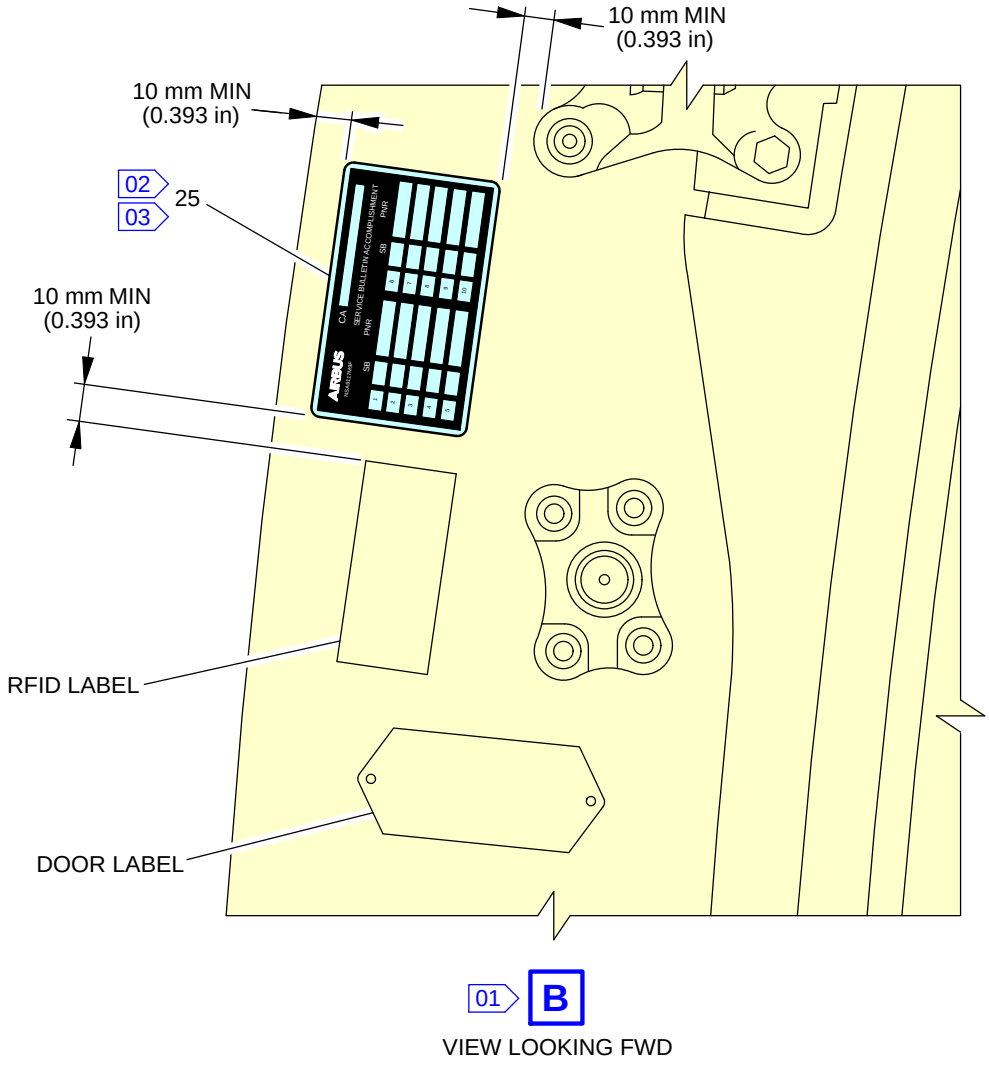

NOTE:

01 BEFORE THE BONDING OF THE PLATE, CLEAN THE SURFACE WITH MATERIALS No 08BAA9 AND No 14SBA1.

02 BOND THE PLATE, ITEM 25, WITH MATERIAL No 05EJL9 ABOVE THE RFID LABEL, WHERE SPACE IS AVAILABLE.

03 PROTECT THE PLATE, ITEM 25, WITH MATERIAL No 04SBA3.

ICN-A350-A-52XXP049-A-FAPE3-05RZF-A-001-01

Figure ICN-A350-A-52XXP049-A-FAPE3-05RZF-A-001-01 SHEET 2/2

CONF 001-003 006 008 010-014 019 021 024-026

(19) Task A350-A-52-XX-P049-02001-900A-A (A350-A-52-XX-P049-02ZZZ-900Z-A) Re-Identify the PAX/Crew Door 1, RH Side

Job Set-Up Information

Working Area

Impacted Zone	Access / Work Location	
841	Access	Door 841

Manpower/Resources/Skills

Man-hours	0.25 h
Minimum Number of person	1
Elapsed Time	0.25 h
Skills	Airframe

Material necessary to do the job

Consumables

ITEM	REFERENCE CML	DESCRIPTION	DRAWING	SEE NOTES
	04SBA3	Varnish Polyurethane - Low VOC - External Structure		
	05EJL9	Epoxy Adhesive - Metal to metal - Legacy		
	08BAA9	Non Aqueous Cleaner - General		
	14SBA1	Textile - Lint free Cotton		

Components

ITEM	PART No.	QTY (UM)	KEYWORD	DRAWING	SEE NOTES
25	NSA9117M9F	1	PLATE		(1) (2) (3)

NOTE(S)

(1): The components listed above are not an AIRBUS Kit, the required parts must be ordered as necessary through the given channel.

(2): This item has a Shelf Life of less than or equal to 24 months and must be ordered when you intend to accomplish the Service Bulletin.

(3): The components listed above are only necessary if the identification plate is not installed. The quantity of these items is to be ordered as required.

Referenced Information

Manuals/Drawings	References/Sheets
ASR	A350-A-51-77-11-00ZZZ-660Z-A
MP	A350-A-11-XX-XX-00ZZZ-691Z-A
SD	A350-A-06-3X-XX-01ZZZ-04CZ-A
CML	CONSUMABLE MATERIAL LIST (CML)
PMS	01-06-12

Procedure

(a) Standard practices given in this procedure:

1 For identification of zones, refer to Ref. SD A350-A-06-3X-XX-01ZZZ-04CZ-A.

2 For the specification of Material application codes given in this Service Bulletin, refer to the Ref. CML.

3 Do the cleaning process in accordance with Ref. ASR A350-A-51-77-11-00ZZZ-660Z-A.

4 For the re-identification of parts using indelible link, refer to Ref. PMS 01-06-12.

5 For the installation of placards, refer to Ref. MP A350-A-11-XX-XX-00ZZZ-691Z-A.

(b) Make sure that the identification plate, item (26), is installed, refer to Ref. Fig. Inspection of the Installed Door Plate 1 RH.

1 If the identification plate is installed, cross out its Configured Spare Component (CSC) number.

2 If the identification plate is not installed, install the new identification plate, item 25, refer to Ref. Fig. Installation of the Door Plate 1 RH.

a Clean the surface of the installation area of the plate with:

Textile - Lint free Cotton and	14SBA1	
Non Aqueous Cleaner - General	08BAA9	

b Bond the new identification plate:

1	PLATE-IDENTIFICATION with:	NSA9117M9F	Item 25
	Epoxy Adhesive - Metal to metal - Legacy	05EJL9	

c Cross out the old CSC number on the door label.

(c) Mark the new CSC number on the door label, refer to Ref. Fig. Installation of the Door Plate 1 RH.

1 Identify the CSC number at aircraft delivery on the original door identification plate.

2 Identify which Service Bulletins have been accomplished on the door before.

3 Identify the new door CSC number in accordance with the Service Bulletin Information Trasmission (SBIT) No. 20-0049, using as inputs the CSC number at aircraft delivery, the Service Bulletins that have been accomplished on the door before and this Service Bulletin.

4 Mark the new CSC number of the door and the Service Bulletin number on the door label.

(d) Protect identification plate, refer to Ref. Fig. Installation of the Door Plate 1 RH, with:

Varnish Polyurethane - Low VOC - External Structure	04SBA3

CONF 001 002

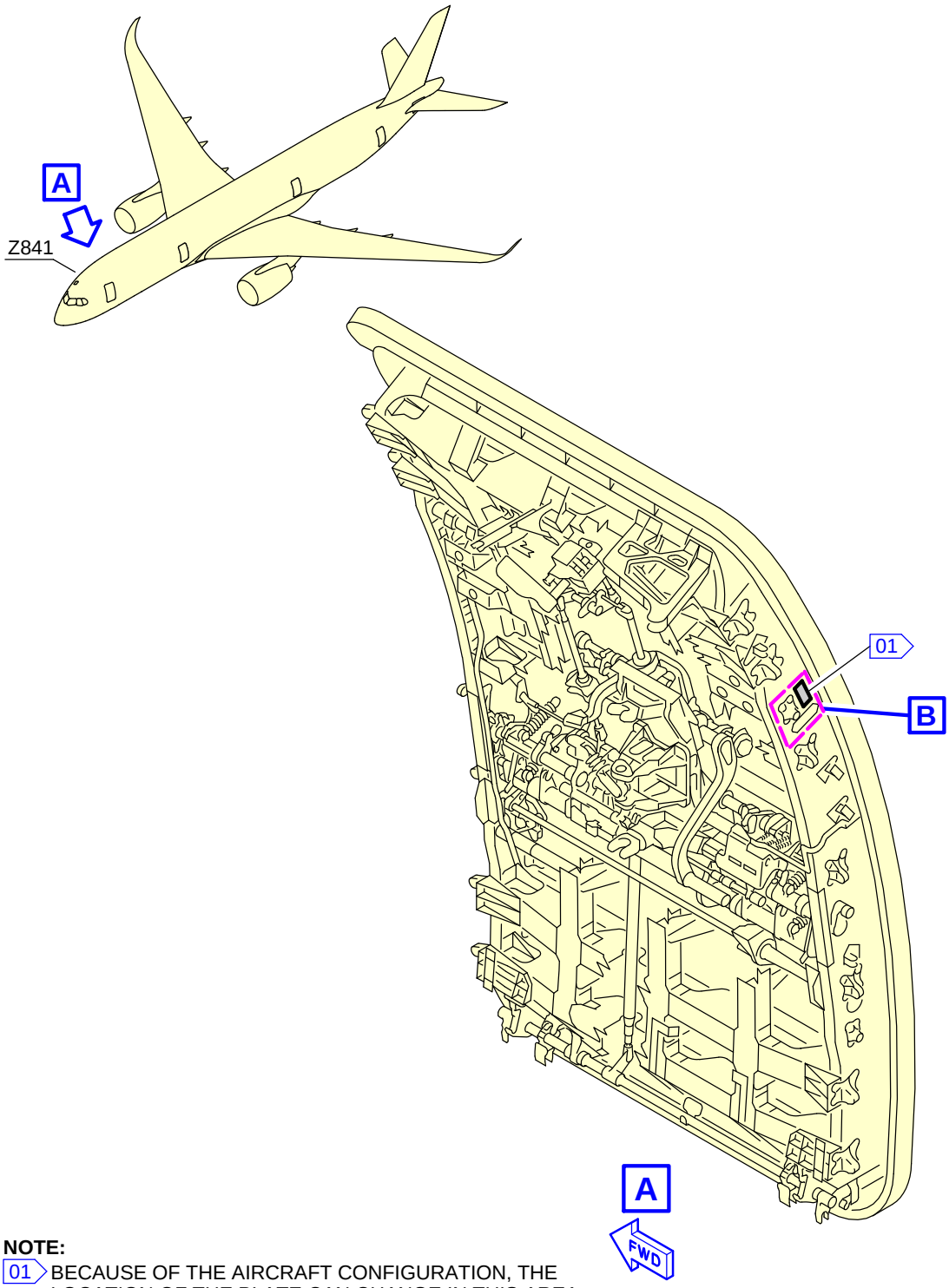

NOTE:

01 BECAUSE OF THE AIRCRAFT CONFIGURATION, THE LOCATION OF THE PLATE CAN CHANGE IN THIS AREA.

ICN-A350-A-52XXP049-A-FAPE3-05RXW-A-001-01

Figure ICN-A350-A-52XXP049-A-FAPE3-05RXW-A-001-01 SHEET 1/2

CONF 001 002

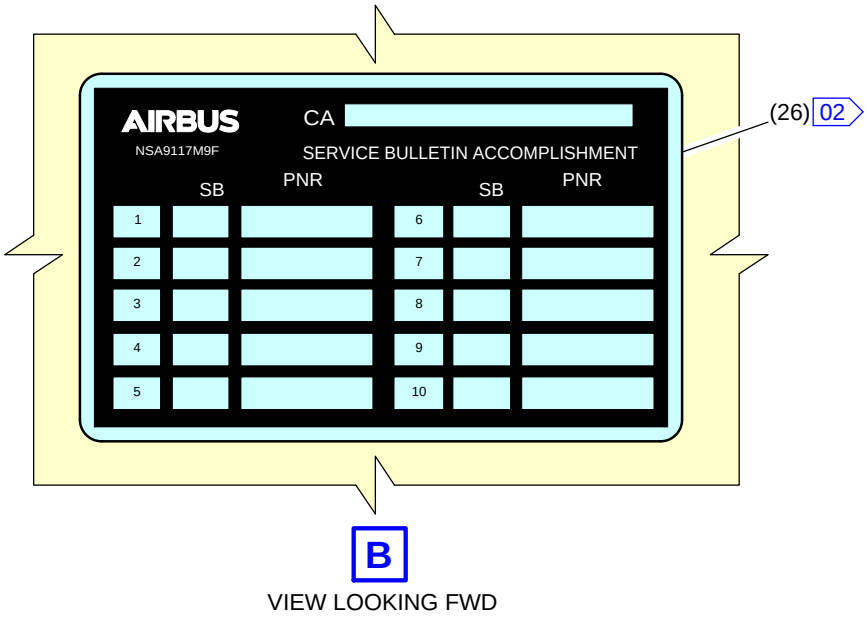

NOTE:

02 THE HORIZONTAL OR VERTICAL POSITION OF THE PLATE, ITEM (26), CAN CHANGE BECAUSE OF THE AIRCRAFT CONFIGURATION.

ICN-A350-A-52XXP049-A-FAPE3-05RXX-A-001-01

Figure ICN-A350-A-52XXP049-A-FAPE3-05RXX-A-001-01 SHEET 2/2

CONF 003 006 008 010-014 019 021 024-026

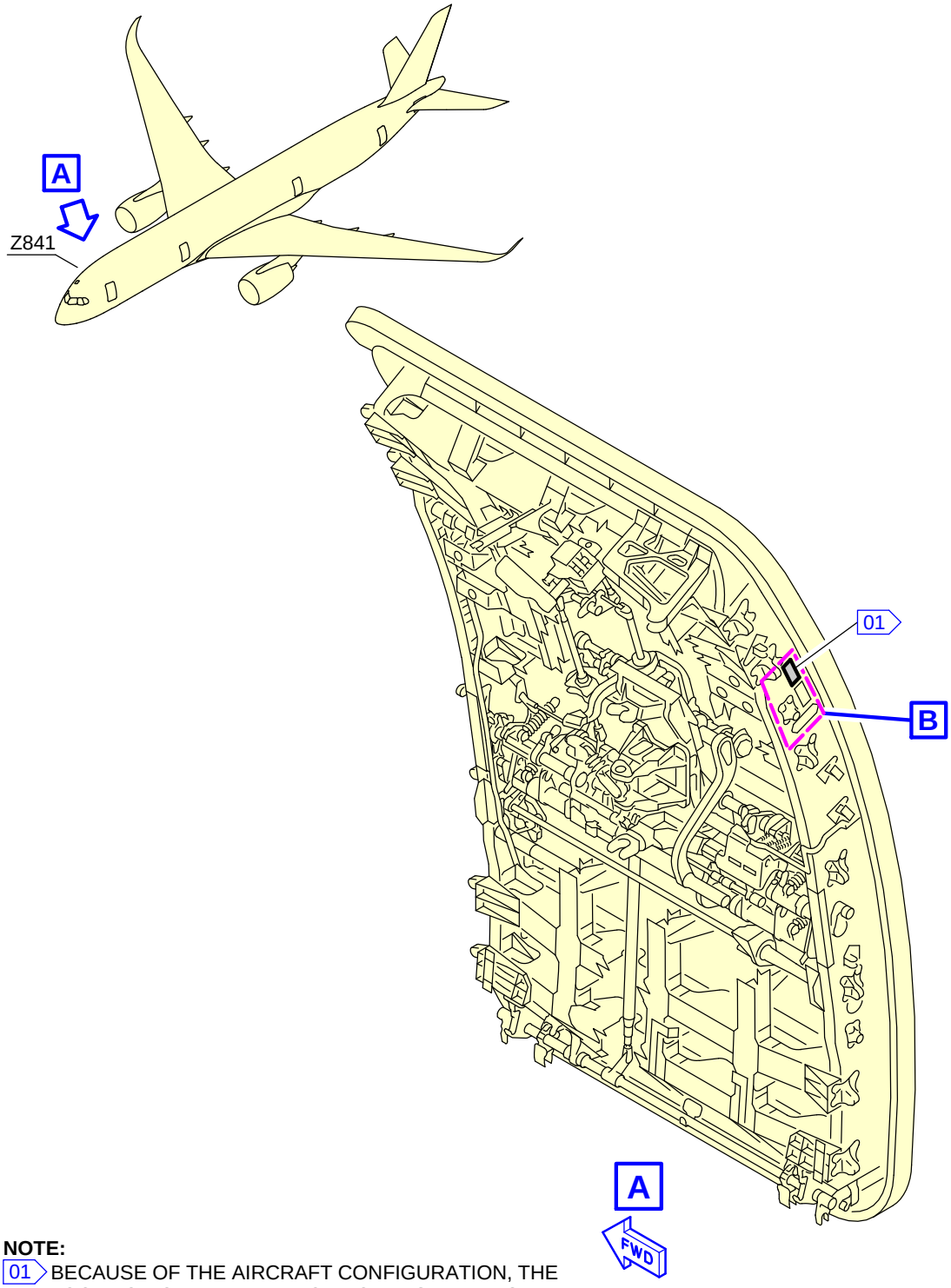

NOTE:

01 BECAUSE OF THE AIRCRAFT CONFIGURATION, THE LOCATION OF THE PLATE CAN CHANGE IN THIS AREA.

ICN-A350-A-52XXP049-A-FAPE3-05RXY-A-001-01

Figure ICN-A350-A-52XXP049-A-FAPE3-05RXY-A-001-01 SHEET 1/2

CONF 003 006 008 010-014 019 021 024-026

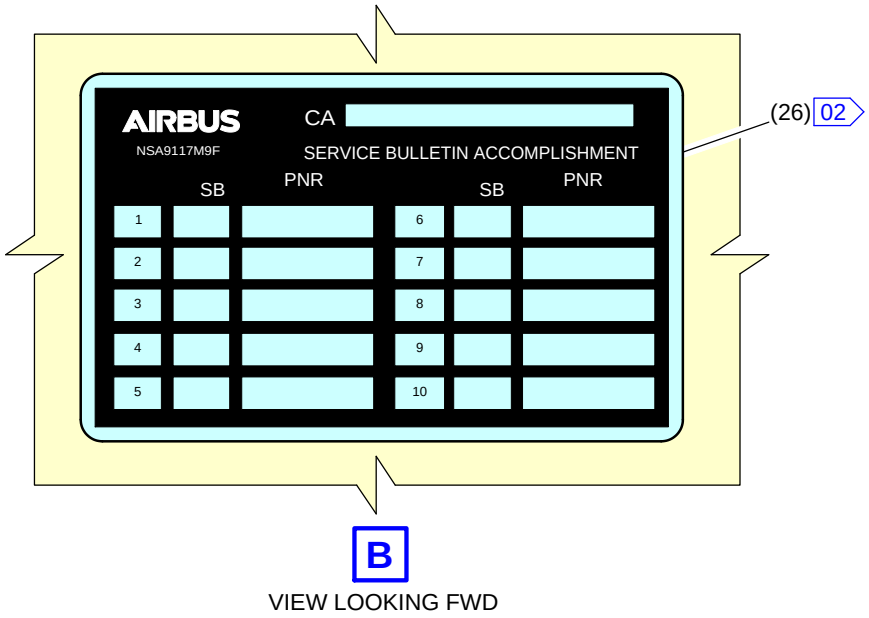

NOTE:

02 THE HORIZONTAL OR VERTICAL POSITION OF THE PLATE, ITEM (26), CAN CHANGE BECAUSE OF THE AIRCRAFT CONFIGURATION.

ICN-A350-A-52XXP049-A-FAPE3-05RXZ-A-001-01

Figure ICN-A350-A-52XXP049-A-FAPE3-05RXZ-A-001-01 SHEET 2/2

CONF 001 002

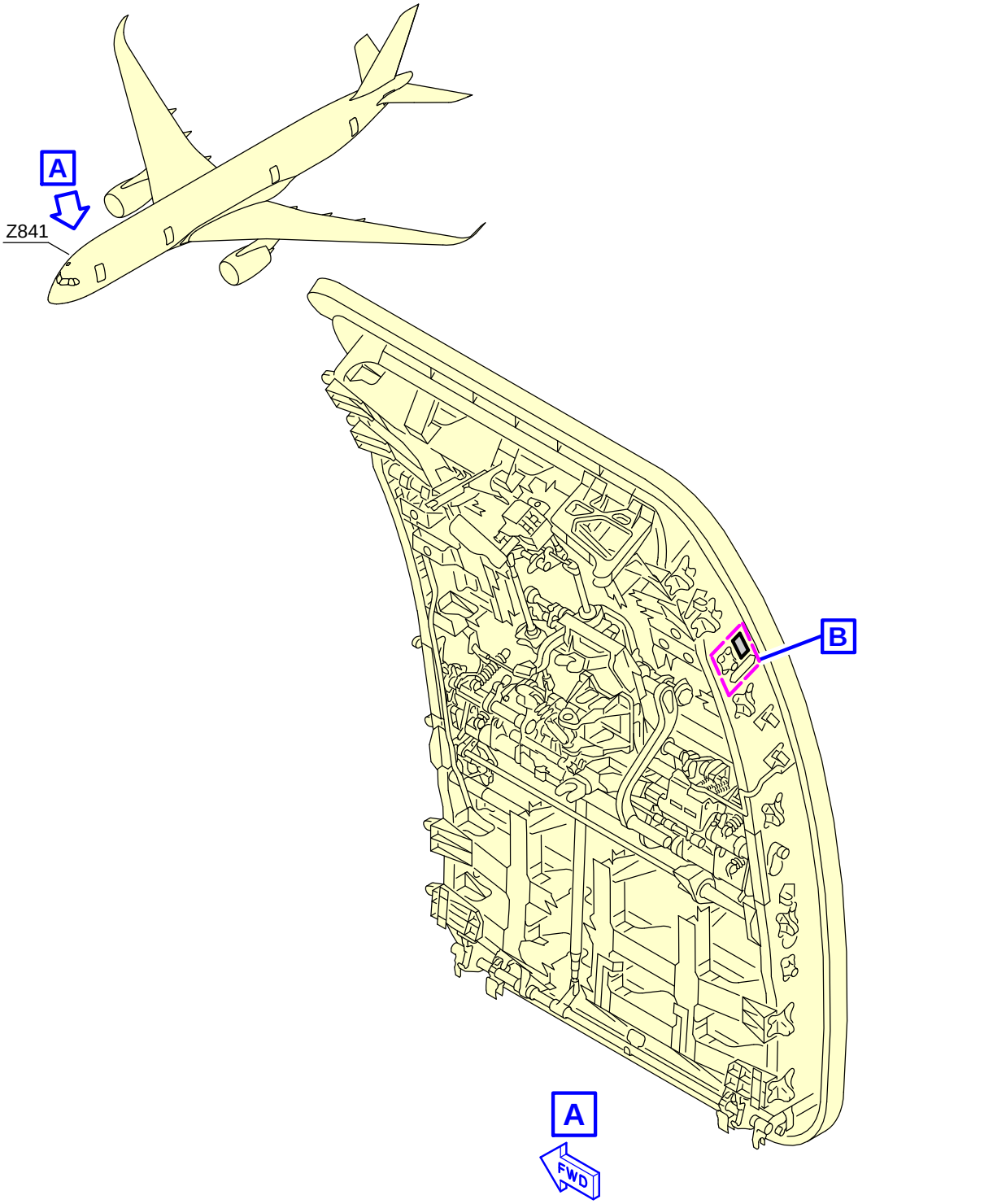

ICN-A350-A-52XXP049-A-FAPE3-05RZG-A-001-01

Figure ICN-A350-A-52XXP049-A-FAPE3-05RZG-A-001-01 SHEET 1/2

CONF 001 002

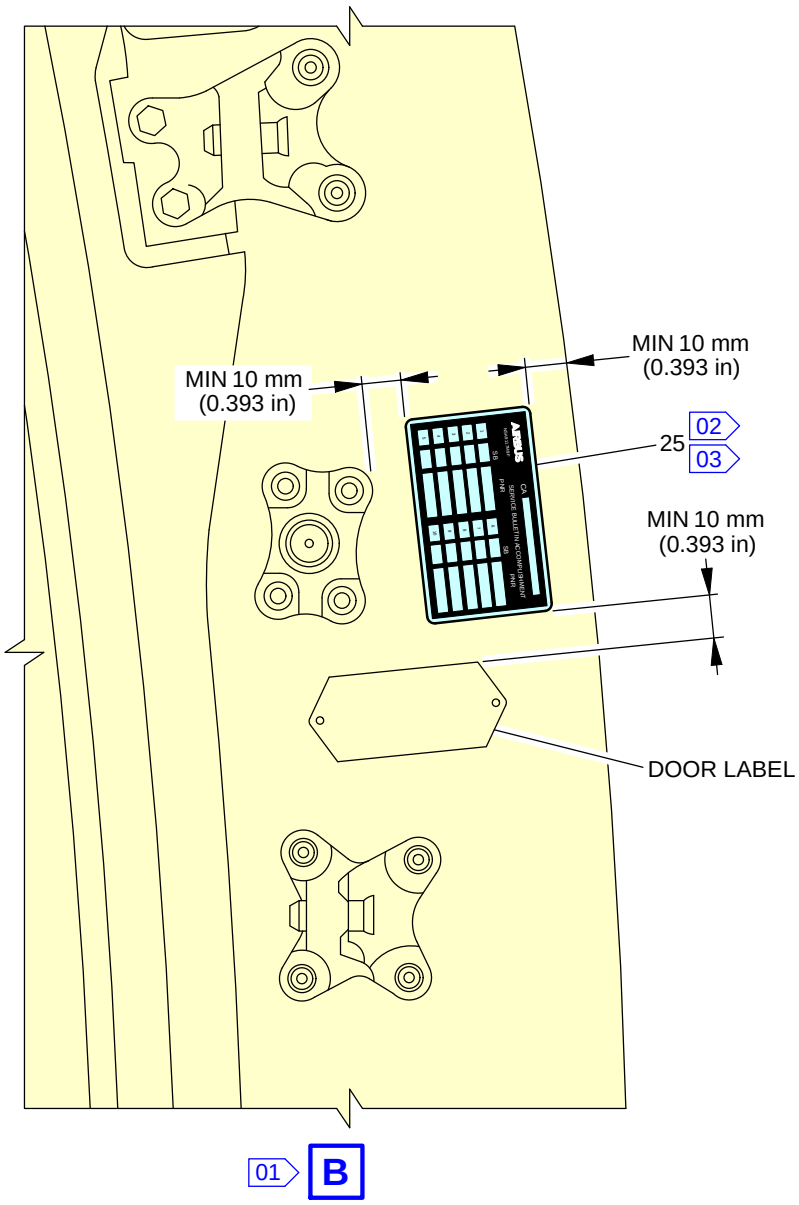

NOTE:

01 BEFORE THE BONDING OF THE PLATE, CLEAN THE SURFACE WITH MATERIALS No 08BAA9 AND No 14SBA1.

02 BOND THE PLATE, ITEM 25, WITH MATERIAL No 05EJL9 ABOVE THE DOOR LABEL, WHERE SPACE IS AVAILABLE.

03 PROTECT THE PLATE, ITEM 25, WITH MATERIAL No 04SBA3.

ICN-A350-A-52XXP049-A-FAPE3-05RZH-A-001-01

Figure ICN-A350-A-52XXP049-A-FAPE3-05RZH-A-001-01 SHEET 2/2

CONF 003 006 008 010-014 019 021 024-026

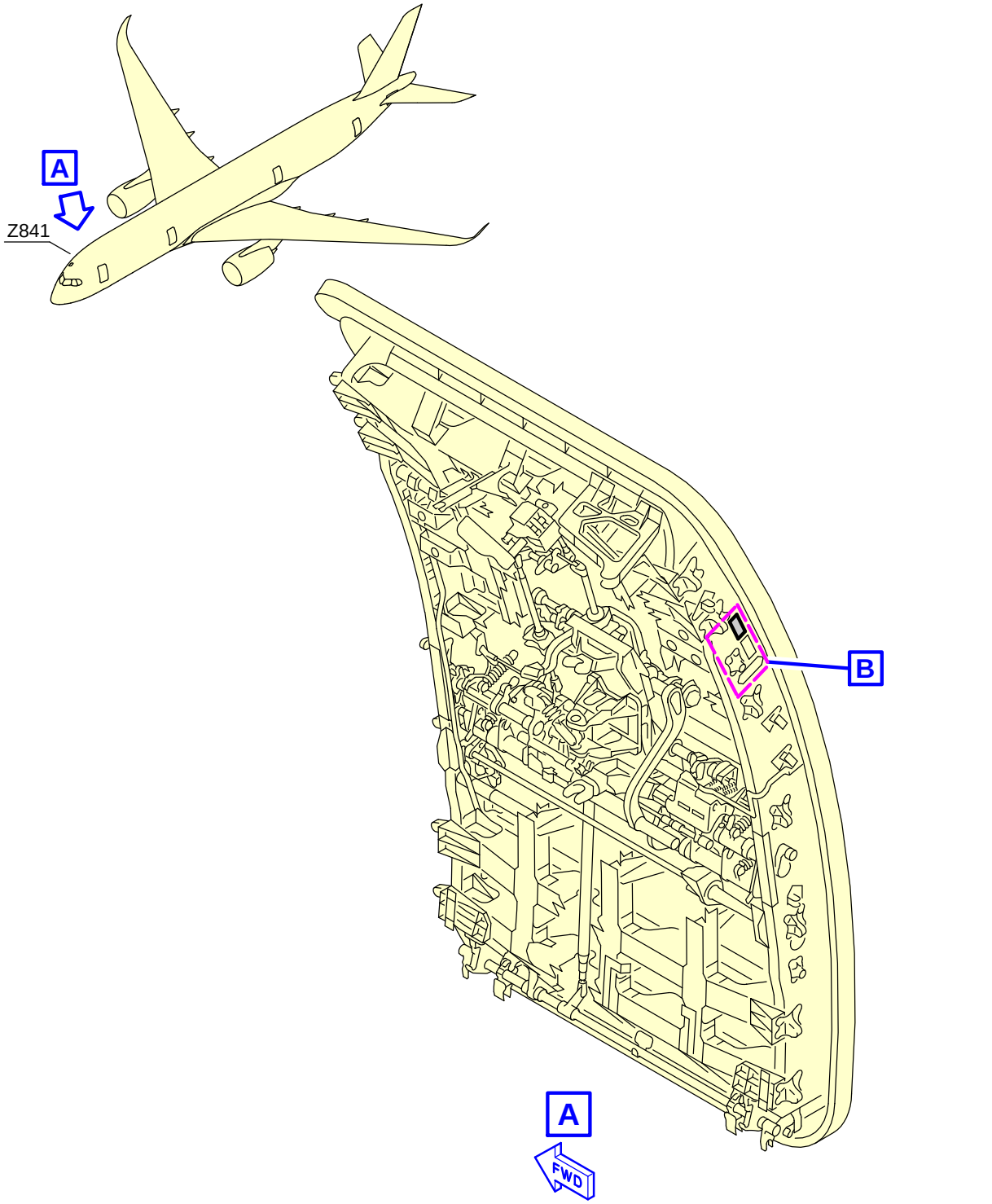

ICN-A350-A-52XXP049-A-FAPE3-05RZI-A-001-01

Figure ICN-A350-A-52XXP049-A-FAPE3-05RZI-A-001-01 SHEET 1/2

CONF 003 006 008 010-014 019 021 024-026

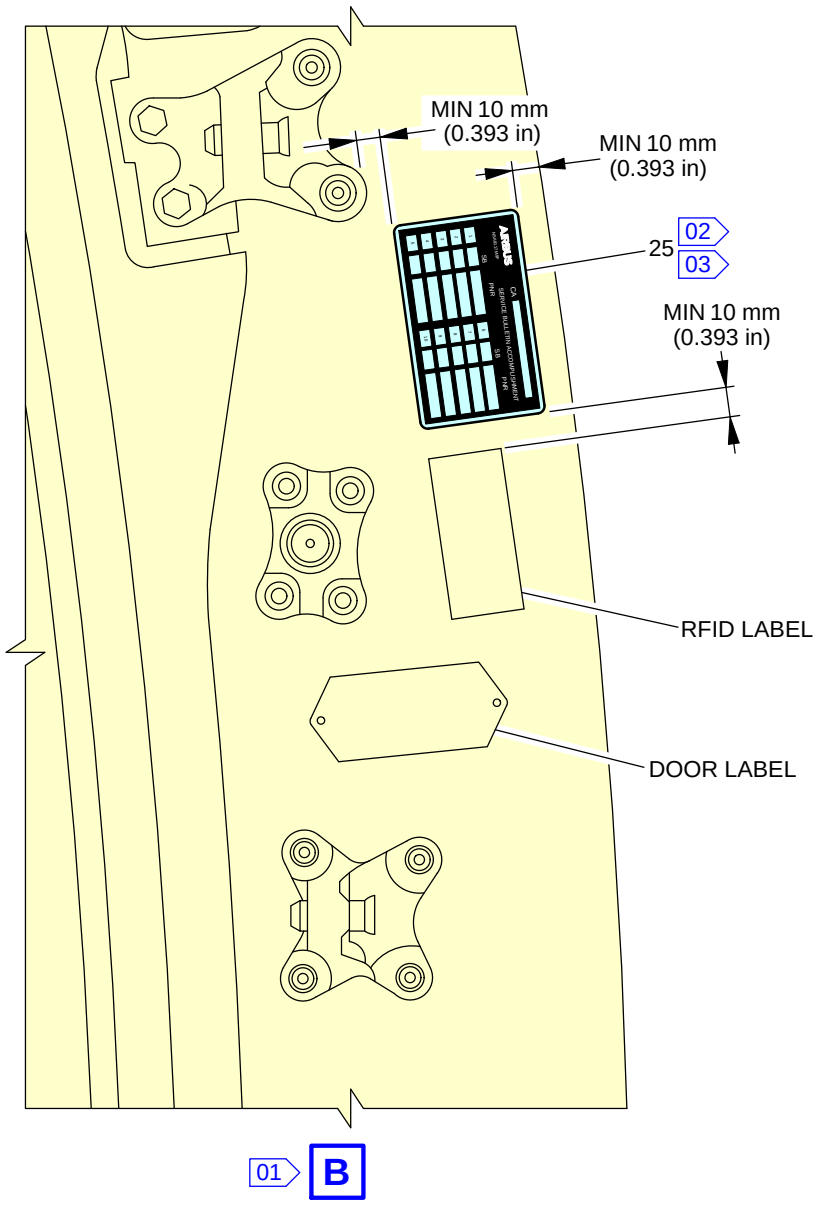

NOTE:

01 BEFORE THE BONDING OF THE PLATE, CLEAN THE SURFACE WITH MATERIALS No 08BAA9 AND No 14SBA1.

02 BOND THE PLATE, ITEM 25, WITH MATERIAL No 05EJL9 ABOVE THE RFID LABEL, WHERE SPACE IS AVAILABLE.

03 PROTECT THE PLATE, ITEM 25, WITH MATERIAL No 04SBA3.

ICN-A350-A-52XXP049-A-FAPE3-05RZJ-A-001-01

Figure ICN-A350-A-52XXP049-A-FAPE3-05RZJ-A-001-01 SHEET 2/2

CONF 001-005 007 008 011-013 017 019 025 026

(20) Task A350-A-52-XX-P049-03001-900A-A (A350-A-52-XX-P049-03ZZZ-900Z-A)
Re-Identify the PAX/Crew Door 2, LH Side

Job Set-Up Information

Working Area

Impacted Zone	Access / Work Location	
832	Access	Door 832

Manpower/Resources/Skills

Man-hours	0.25 h
Minimum Number of person	1
Elapsed Time	0.25 h
Skills	Airframe

Material necessary to do the job

Consumables				
ITEM	**REFERENCE CML**	**DESCRIPTION**	**DRAWING**	**SEE NOTES**
	04SBA3	Varnish Polyurethane - Low VOC - External Structure		
	05EJL9	Epoxy Adhesive - Metal to metal - Legacy		
	08BAA9	Non Aqueous Cleaner - General		
	14SBA1	Textile - Lint free Cotton		

Components					
ITEM	**PART No.**	**QTY (UM)**	**KEYWORD**	**DRAWING**	**SEE NOTES**
25	NSA9117M9F	1	PLATE		(1) (2) (3)
NOTE(S)					
(1): The components listed above are not an AIRBUS Kit, the required parts must be ordered as necessary through the given channel.					
(2): This item has a Shelf Life of less than or equal to 24 months and must be ordered when you intend to accomplish the Service Bulletin.					
(3): The components listed above are only necessary if the identification plate is not installed. The quantity of these items is to be ordered as required.					

Referenced Information

Manuals/Drawings	References/Sheets
ASR	A350-A-51-77-11-00ZZZ-660Z-A
MP	A350-A-11-XX-XX-00ZZZ-691Z-A
SD	A350-A-06-3X-XX-01ZZZ-04CZ-A
CML	CONSUMABLE MATERIAL LIST (CML)
PMS	01-06-12

Procedure

(a) Standard practices given in this procedure:

1 For identification of zones, refer to Ref. SD A350-A-06-3X-XX-01ZZZ-04CZ-A.

2 For the specification of Material application codes given in this Service Bulletin, refer to the Ref. CML.

3 Do the cleaning process in accordance with Ref. ASR A350-A-51-77-11-00ZZZ-660Z-A.

4 For the re-identification of parts using indelible link, refer to Ref. PMS 01-06-12.

5 For the installation of placards, refer to Ref. MP A350-A-11-XX-XX-00ZZZ-691Z-A.

(b) Make sure that the identification plate, item (26), is installed, refer to Ref. Fig. Inspection of the Installed Door Plate 2 LH.

1 If the identification plate is installed, cross out its Configured Spare Component (CSC) number.

2 If the identification plate is not installed, install the new identification plate, item 25, refer to Ref. Fig. Installation of the Door Plate 2 LH.

a Clean the surface of the installation area of the plate with:

Textile - Lint free Cotton and	14SBA1	
Non Aqueous Cleaner - General	08BAA9	

b Bond the new identification plate:

1	PLATE-IDENTIFICATION with:	NSA9117M9F	Item 25
	Epoxy Adhesive - Metal to metal - Legacy	05EJL9	

c Cross out the old CSC number on the door label.

(c) Mark the new CSC number on the door label, refer to Ref. Fig. Installation of the Door Plate 2 LH.

1 Identify the CSC number at aircraft delivery on the original door identification plate.

2 Identify which Service Bulletins have been accomplished on the door before.

3 Identify the new door CSC number in accordance with the Service Bulletin Information Trasmission (SBIT) No. 20-0049, using as inputs the CSC number at aircraft delivery, the Service Bulletins that have been accomplished on the door before and this Service Bulletin.

4 Mark the new CSC number of the door and the Service Bulletin number on the door label.

(d) Protect identification plate, refer to Ref. Fig. Installation of the Door Plate 2 LH, with:

Varnish Polyurethane - Low VOC - External Structure	04SBA3

CONF 001 002

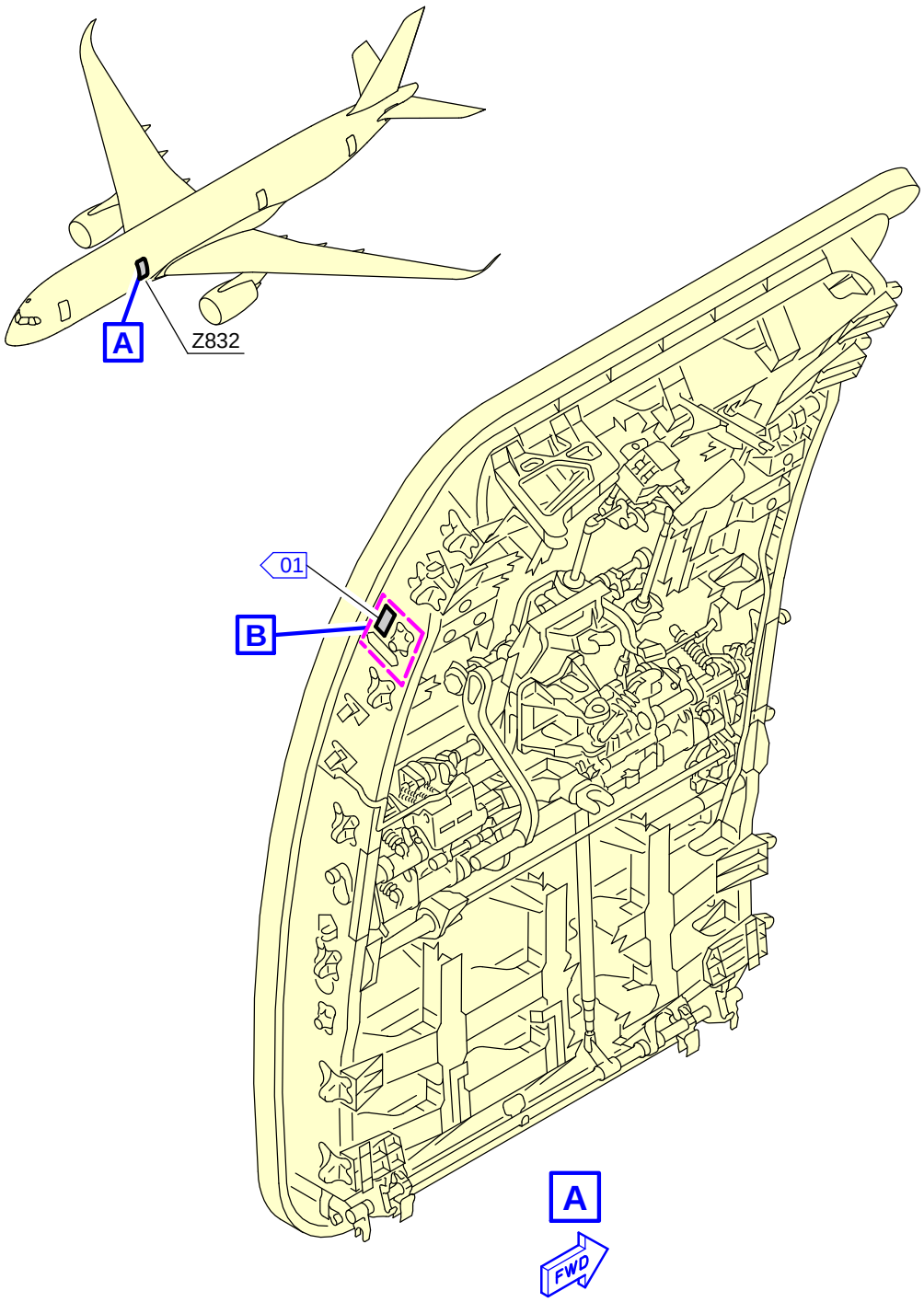

NOTE:

01 BECAUSE OF THE AIRCRAFT CONFIGURATION, THE LOCATION OF THE PLATE CAN CHANGE IN THIS AREA.

ICN-A350-A-52XXP049-A-FAPE3-05RY0-A-001-01

Figure ICN-A350-A-52XXP049-A-FAPE3-05RY0-A-001-01 SHEET 1/2

CONF 001 002

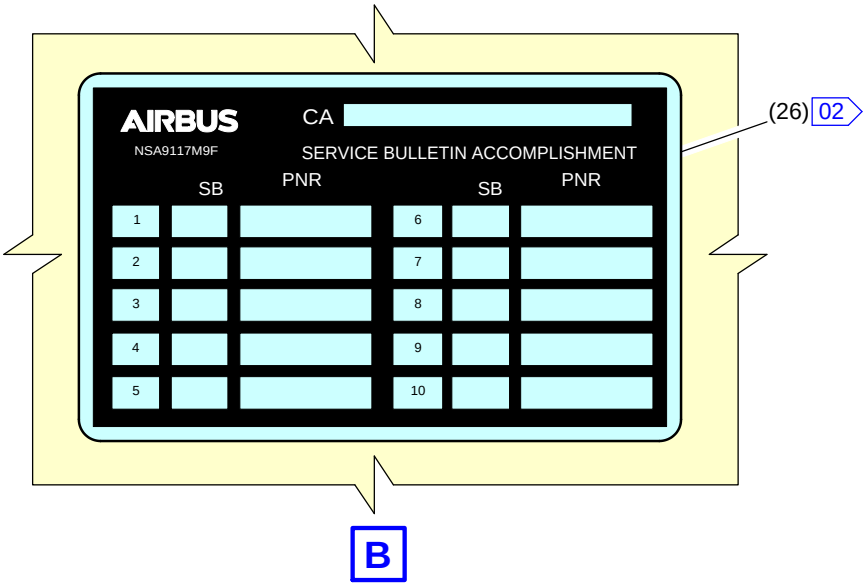

VIEW LOOKING FWD

NOTE:

02 THE HORIZONTAL OR VERTICAL POSITION OF THE PLATE, ITEM (26), CAN CHANGE BECAUSE OF THE AIRCRAFT CONFIGURATION.

ICN-A350-A-52XXP049-A-FAPE3-05RY1-A-001-01

Figure ICN-A350-A-52XXP049-A-FAPE3-05RY1-A-001-01 SHEET 2/2

CONF 003-005 007 008 011-013 017 019 025 026

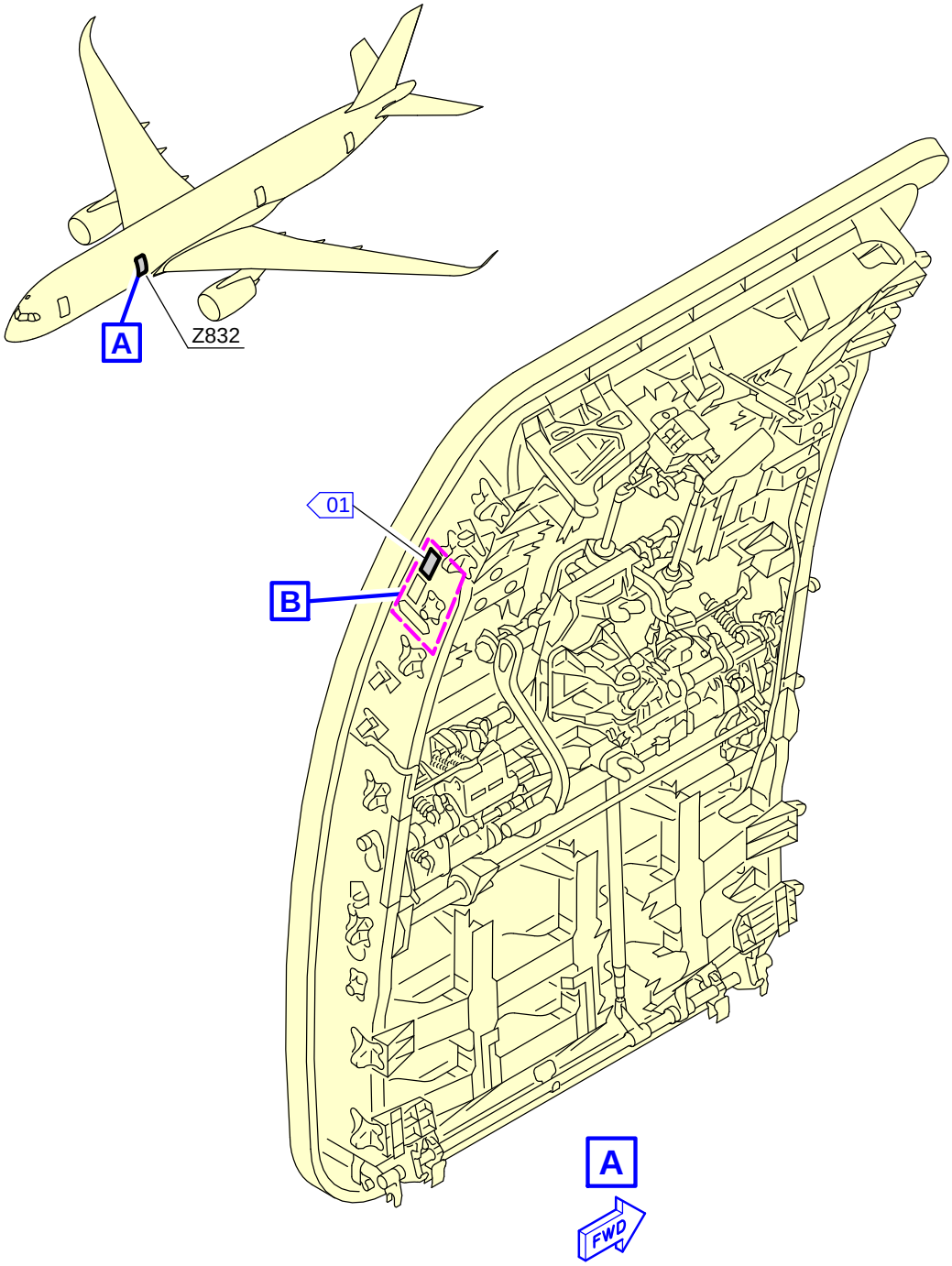

NOTE:

01 BECAUSE OF THE AIRCRAFT CONFIGURATION, THE LOCATION OF THE PLATE CAN CHANGE IN THIS AREA.

ICN-A350-A-52XXP049-A-FAPE3-05RYX-A-001-01

Figure ICN-A350-A-52XXP049-A-FAPE3-05RYX-A-001-01 SHEET 1/2

CONF 003-005 007 008 011-013 017 019 025 026

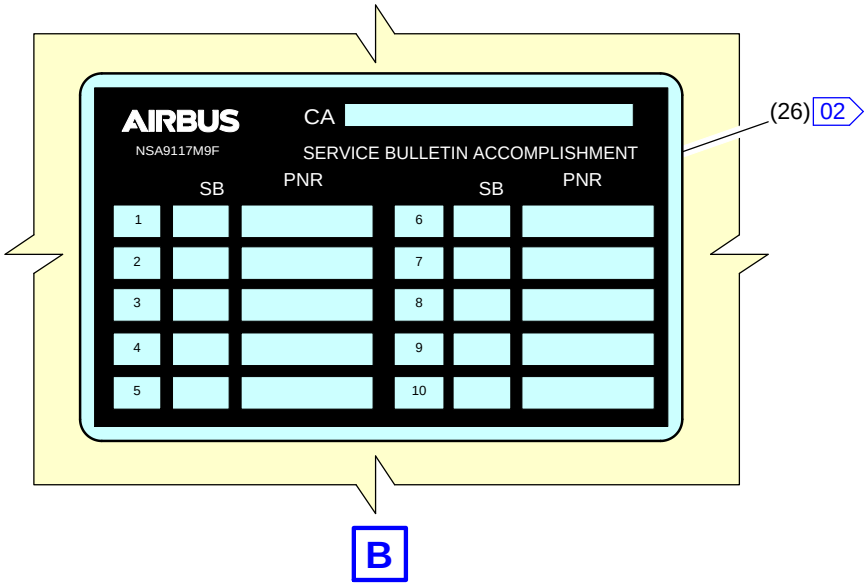

NOTE:

02 THE HORIZONTAL OR VERTICAL POSITION OF THE PLATE, ITEM (26), CAN CHANGE BECAUSE OF THE AIRCRAFT CONFIGURATION.

ICN-A350-A-52XXP049-A-FAPE3-05RYY-A-001-01

Figure ICN-A350-A-52XXP049-A-FAPE3-05RYY-A-001-01 SHEET 2/2

CONF 001 002

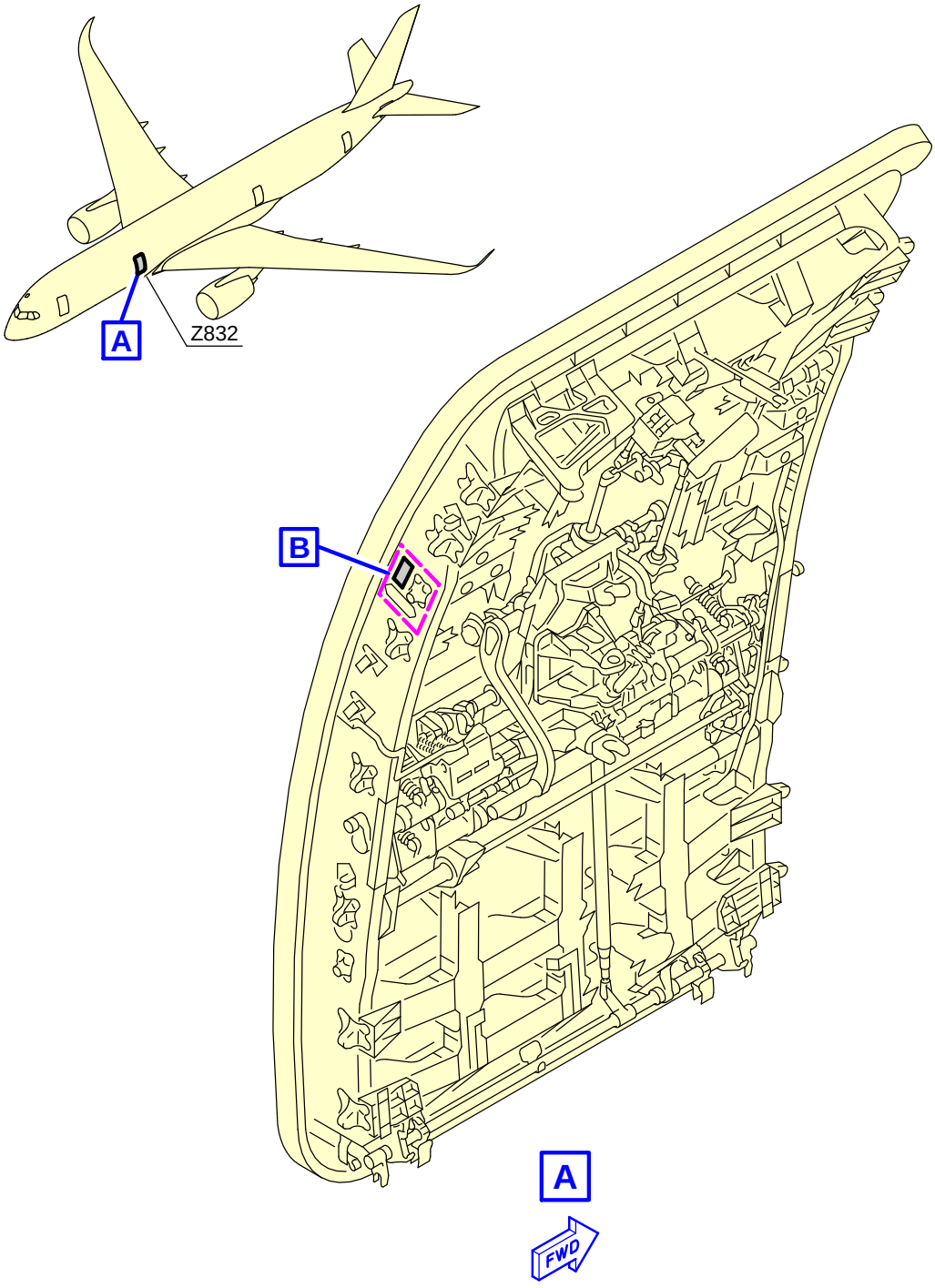

ICN-A350-A-52XXP049-A-FAPE3-05S00-A-001-01

Figure ICN-A350-A-52XXP049-A-FAPE3-05S00-A-001-01 SHEET 1/2

CONF 001 002

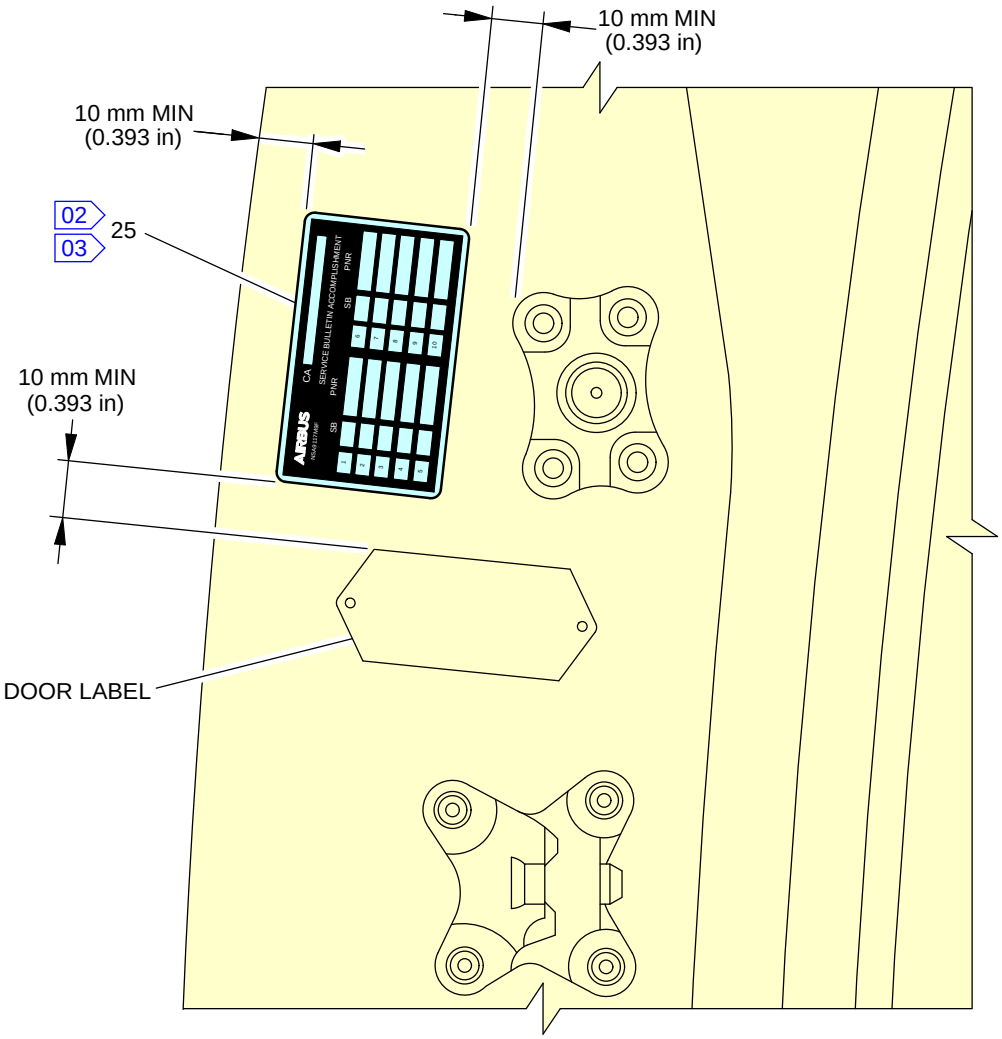

NOTE:

01 BEFORE THE BONDING OF THE PLATE, CLEAN THE SURFACE WITH MATERIALS No 08BAA9 AND No 14SBA1.

02 BOND THE PLATE, ITEM 25, WITH MATERIAL No 05EJL9 ABOVE THE DOOR LABEL, WHERE SPACE IS AVAILABLE.

03 PROTECT THE PLATE, ITEM 25, WITH MATERIAL No 04SBA3.

ICN-A350-A-52XXP049-A-FAPE3-05S01-A-001-01

Figure ICN-A350-A-52XXP049-A-FAPE3-05S01-A-001-01 SHEET 2/2

CONF 003-005 007 008 011-013 017 019 025 026

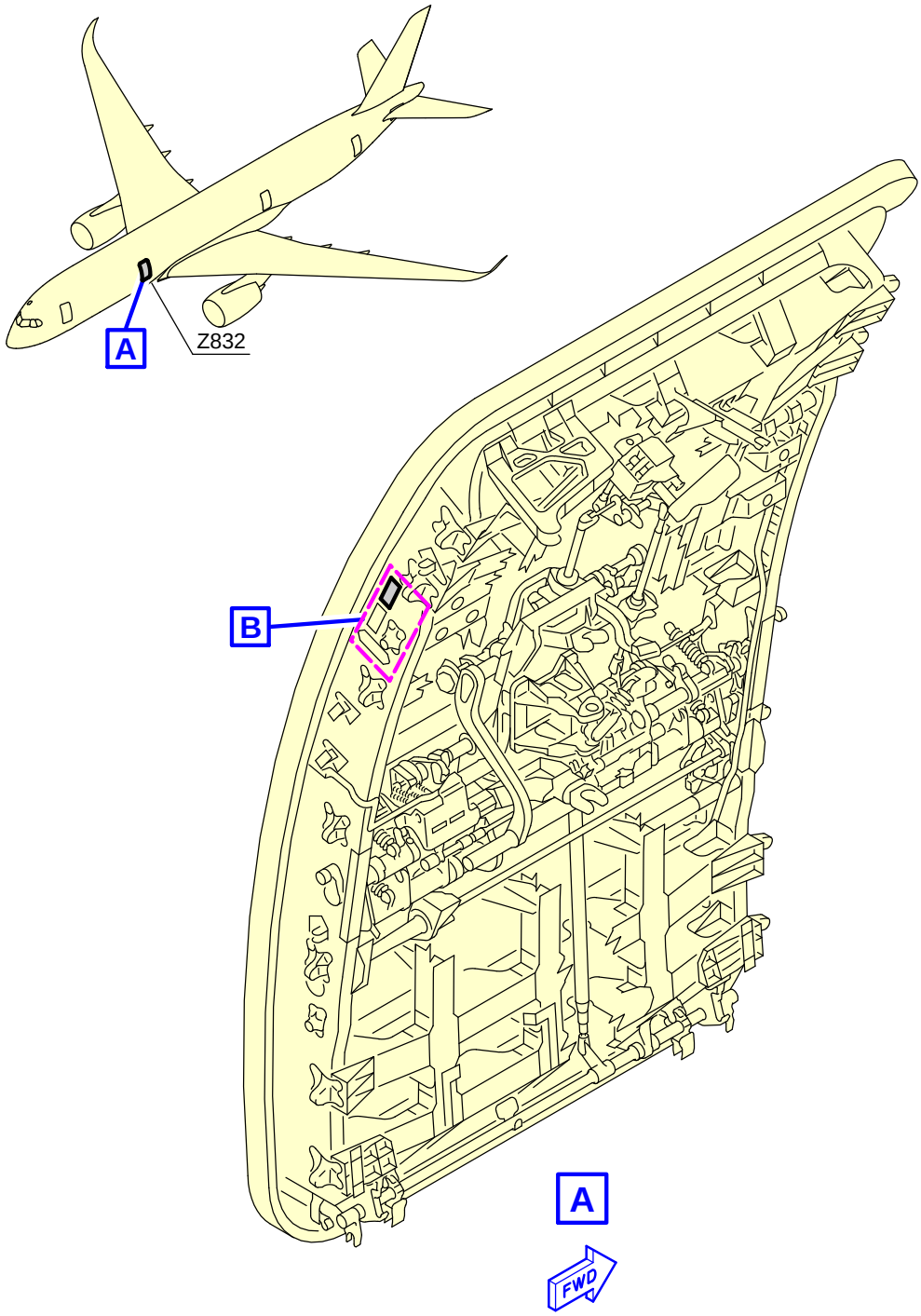

ICN-A350-A-52XXP049-A-FAPE3-05S06-A-001-01

Figure ICN-A350-A-52XXP049-A-FAPE3-05S06-A-001-01 SHEET 1/2

CONF 003-005 007 008 011-013 017 019 025 026

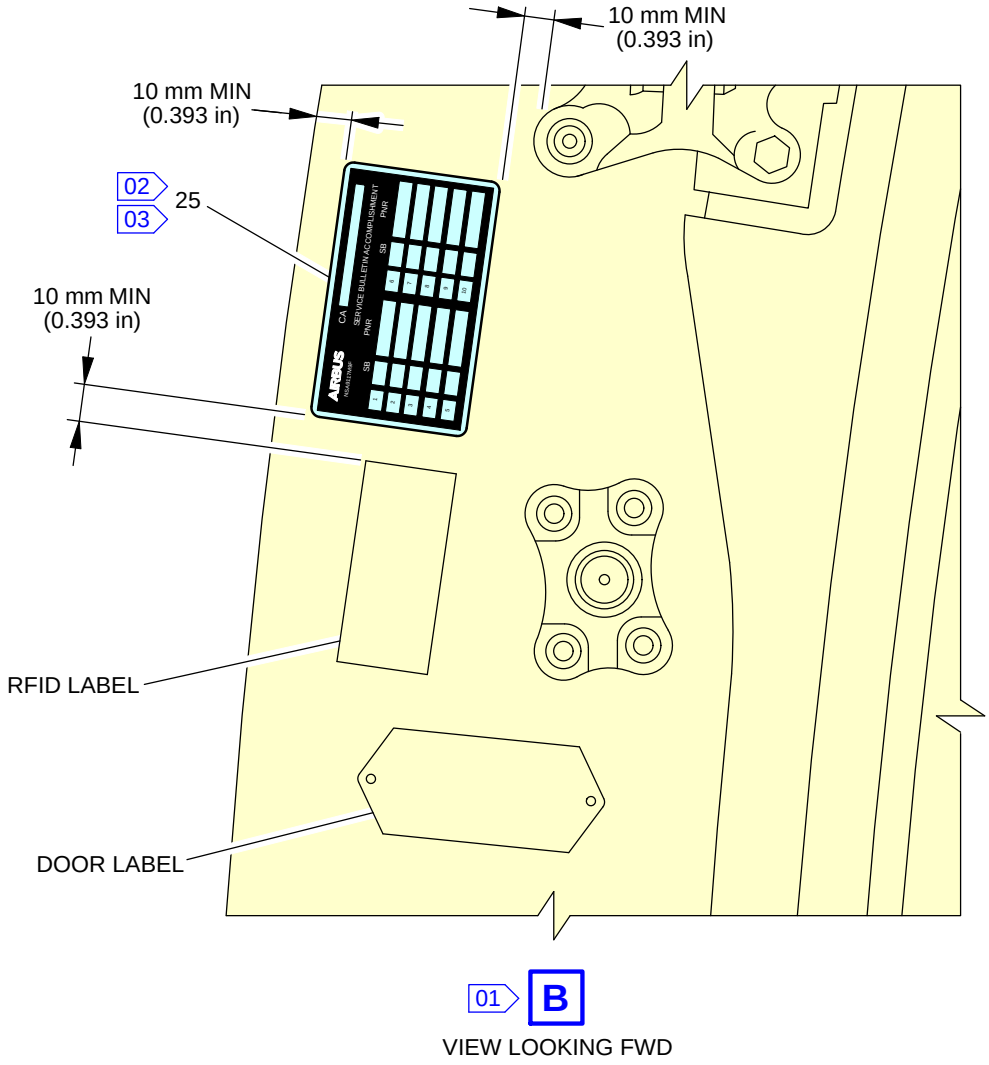

NOTE:

01 BEFORE THE BONDING OF THE PLATE, CLEAN THE SURFACE WITH MATERIALS No 08BAA9 AND No 14SBA1.

02 BOND THE PLATE, ITEM 25, WITH MATERIAL No 05EJL9 ABOVE THE RFID LABEL, WHERE SPACE IS AVAILABLE.

03 PROTECT THE PLATE, ITEM 25, WITH MATERIAL No 04SBA3.

ICN-A350-A-52XXP049-A-FAPE3-05S07-A-001-01

Figure ICN-A350-A-52XXP049-A-FAPE3-05S07-A-001-01 SHEET 2/2

CONF 001 003-008 010-013 015 016 018 019 021-025

(21) Task A350-A-52-XX-P049-04001-900A-A (A350-A-52-XX-P049-04ZZZ-900Z-A)
Re-Identify the PAX/Crew Door 2, RH Side

Job Set-Up Information

Working Area

Impacted Zone	Access / Work Location	
842	Access	Door 842

Manpower/Resources/Skills

Man-hours	0.25 h
Minimum Number of person	1
Elapsed Time	0.25 h
Skills	Airframe

Material necessary to do the job

Consumables

ITEM	REFERENCE CML	DESCRIPTION	DRAWING	SEE NOTES
	04SBA3	Varnish Polyurethane - Low VOC - External Structure		
	05EJL9	Epoxy Adhesive - Metal to metal - Legacy		
	08BAA9	Non Aqueous Cleaner - General		
	14SBA1	Textile - Lint free Cotton		

Components

ITEM	PART No.	QTY (UM)	KEYWORD	DRAWING	SEE NOTES
25	NSA9117M9F	1	PLATE		(1) (2) (3)

NOTE(S)

(1): The components listed above are not an AIRBUS Kit, the required parts must be ordered as necessary through the given channel.

(2): This item has a Shelf Life of less than or equal to 24 months and must be ordered when you intend to accomplish the Service Bulletin.

(3): The components listed above are only necessary if the identification plate is not installed. The quantity of these items is to be ordered as required.

Referenced Information

Manuals/Drawings	References/Sheets
ASR	A350-A-51-77-11-00ZZZ-660Z-A
MP	A350-A-11-XX-XX-00ZZZ-691Z-A
SD	A350-A-06-3X-XX-01ZZZ-04CZ-A
CML	CONSUMABLE MATERIAL LIST (CML)
PMS	01-06-12

Procedure

(a) Standard practices given in this procedure:

1 For identification of zones, refer to Ref. SD A350-A-06-3X-XX-01ZZZ-04CZ-A.

2 For the specification of Material application codes given in this Service Bulletin, refer to the Ref. CML.

3 Do the cleaning process in accordance with Ref. ASR A350-A-51-77-11-00ZZZ-660Z-A.

4 For the re-identification of parts using indelible link, refer to Ref. PMS 01-06-12.

5 For the installation of placards, refer to Ref. MP A350-A-11-XX-XX-00ZZZ-691Z-A.

(b) Make sure that the identification plate, item (26), is installed, refer to Ref. Fig. Inspection of the Installed Door Plate 2 RH.

1 If the identification plate is installed, cross out its Configured Spare Component (CSC) number.

2 If the identification plate is not installed, install the new identification plate, item 25, refer to Ref. Fig. Installation of the Door Plate 2 RH.

a Clean the surface of the installation area of the plate with:

Textile - Lint free Cotton and	14SBA1	
Non Aqueous Cleaner - General	08BAA9	

b Bond the new identification plate:

1	PLATE-IDENTIFICATION with:	NSA9117M9F	Item 25
	Epoxy Adhesive - Metal to metal - Legacy	05EJL9	

c Cross out the old CSC number on the door label.

(c) Mark the new CSC number on the door label, refer to Ref. Fig. Installation of the Door Plate 2 RH.

1 Identify the CSC number at aircraft delivery on the original door identification plate.

2 Identify which Service Bulletins have been accomplished on the door before.

3 Identify the new door CSC number in accordance with the Service Bulletin Information Trasmission (SBIT) No. 20-0049, using as inputs the CSC number at aircraft delivery, the Service Bulletins that have been accomplished on the door before and this Service Bulletin.

4 Mark the new CSC number of the door and the Service Bulletin number on the door label.

(d) Protect identification plate, refer to Ref. Fig. Installation of the Door Plate 2 RH, with:

Varnish Polyurethane - Low VOC - External Structure	04SBA3

CONF 001

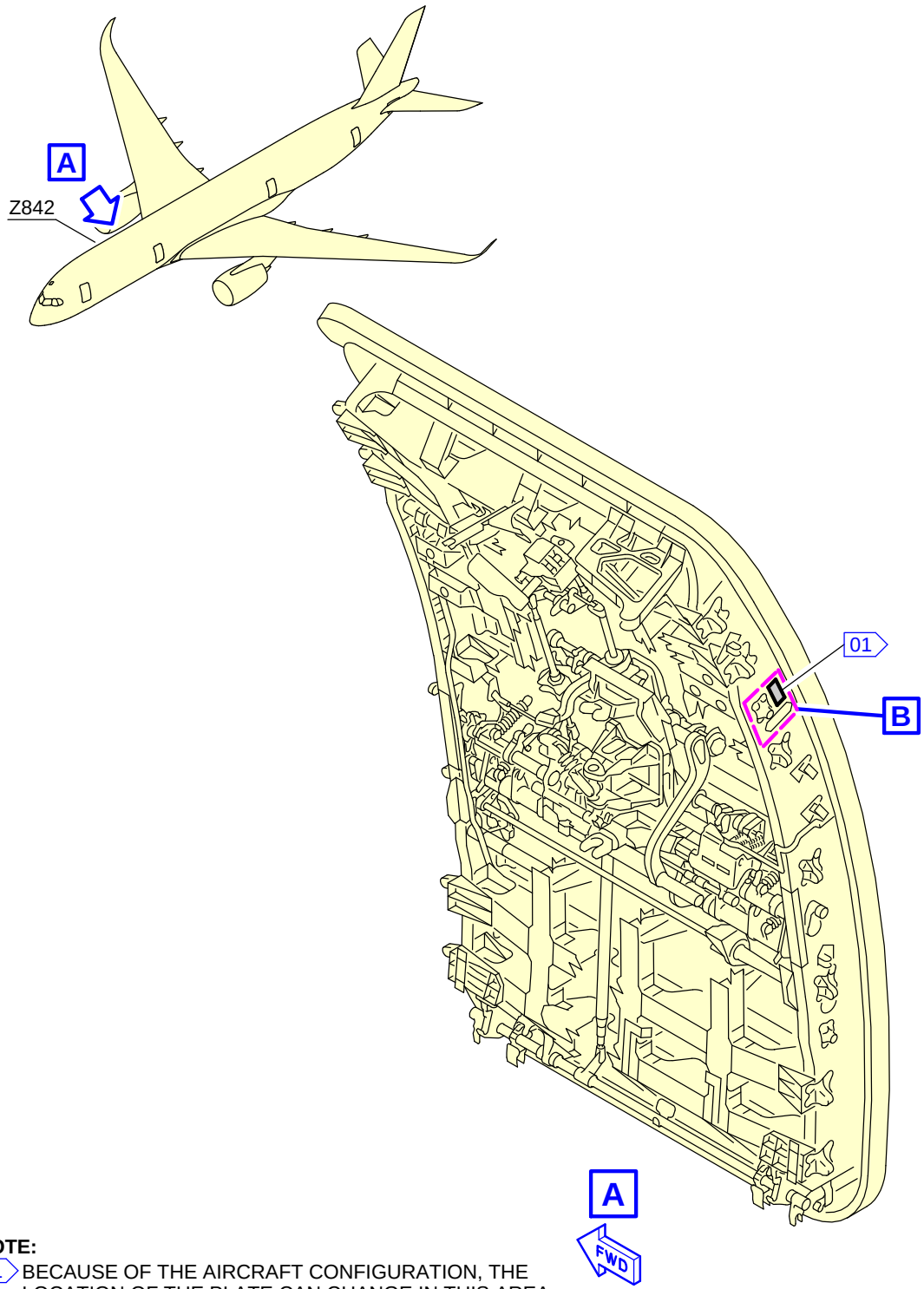

NOTE:

01 BECAUSE OF THE AIRCRAFT CONFIGURATION, THE LOCATION OF THE PLATE CAN CHANGE IN THIS AREA.

ICN-A350-A-52XXP049-A-FAPE3-05RYT-A-001-01

Figure ICN-A350-A-52XXP049-A-FAPE3-05RYT-A-001-01 SHEET 1/2

CONF 001

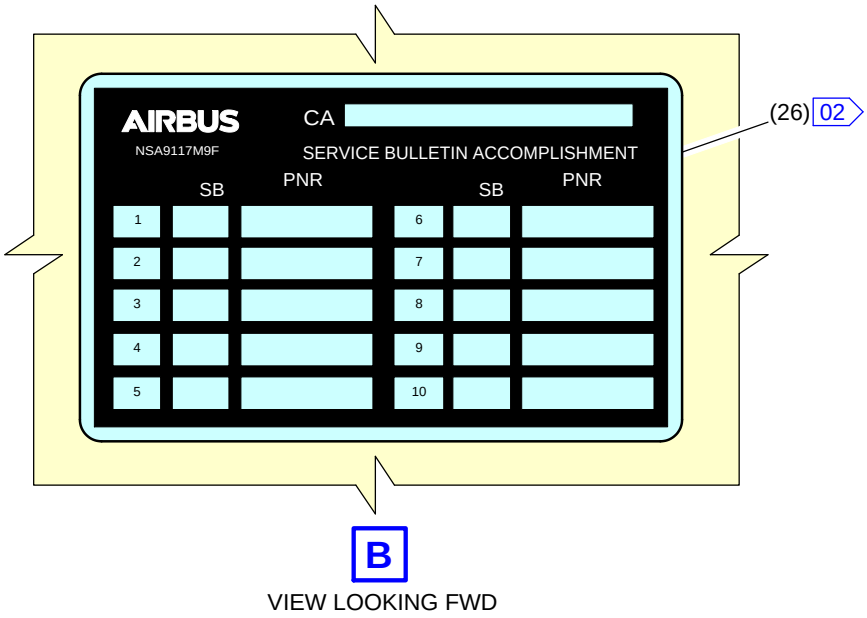

NOTE:

02 THE HORIZONTAL OR VERTICAL POSITION OF THE PLATE, ITEM (26), CAN CHANGE BECAUSE OF THE AIRCRAFT CONFIGURATION.

ICN-A350-A-52XXP049-A-FAPE3-05RYU-A-001-01

Figure ICN-A350-A-52XXP049-A-FAPE3-05RYU-A-001-01 SHEET 2/2

CONF 003-008 010-013 015 016 018 019 021-025

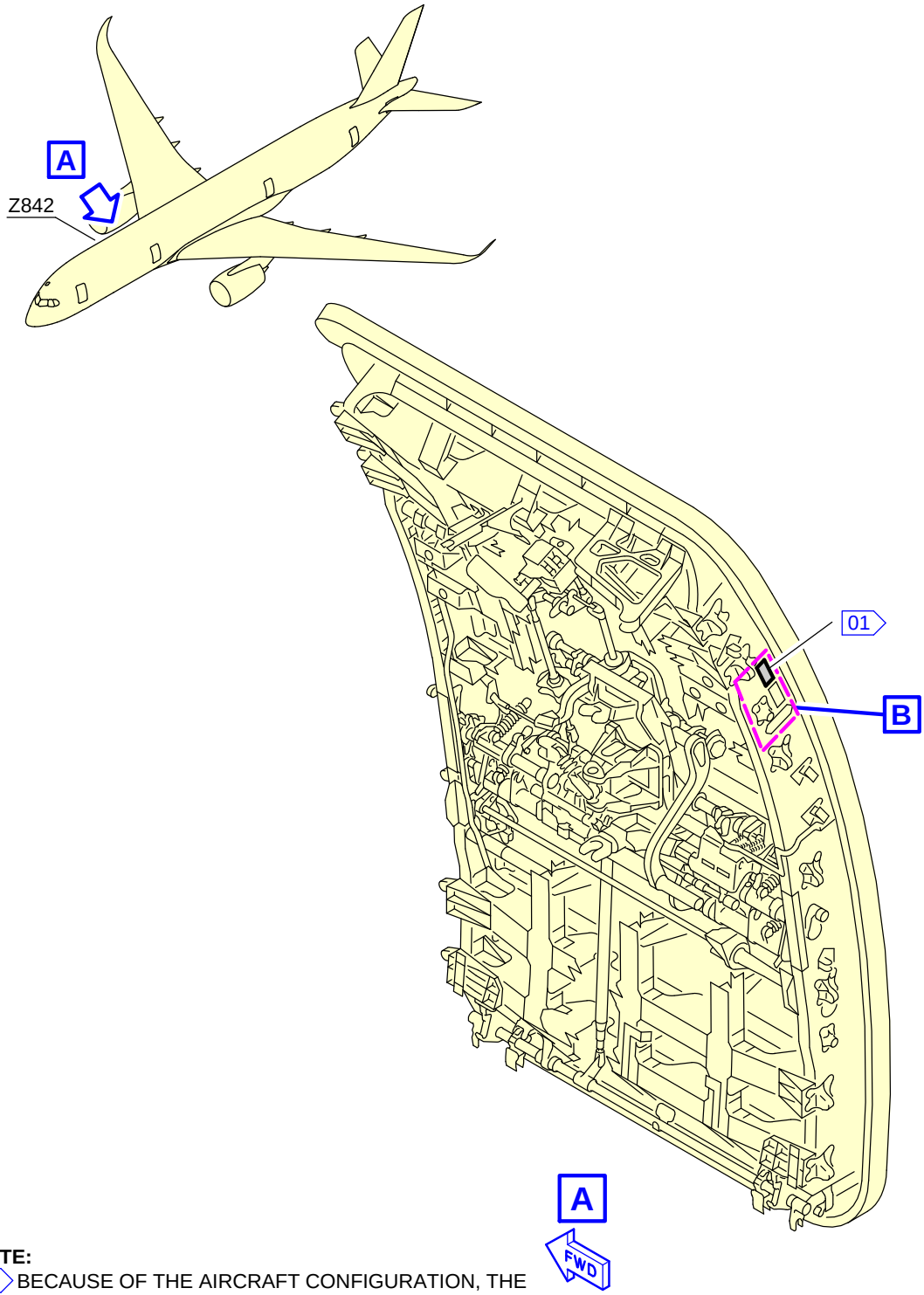

NOTE:

01 BECAUSE OF THE AIRCRAFT CONFIGURATION, THE LOCATION OF THE PLATE CAN CHANGE IN THIS AREA.

ICN-A350-A-52XXP049-A-FAPE3-05RYP-A-001-01

Figure ICN-A350-A-52XXP049-A-FAPE3-05RYP-A-001-01 SHEET 1/2

CONF 003-008 010-013 015 016 018 019 021-025

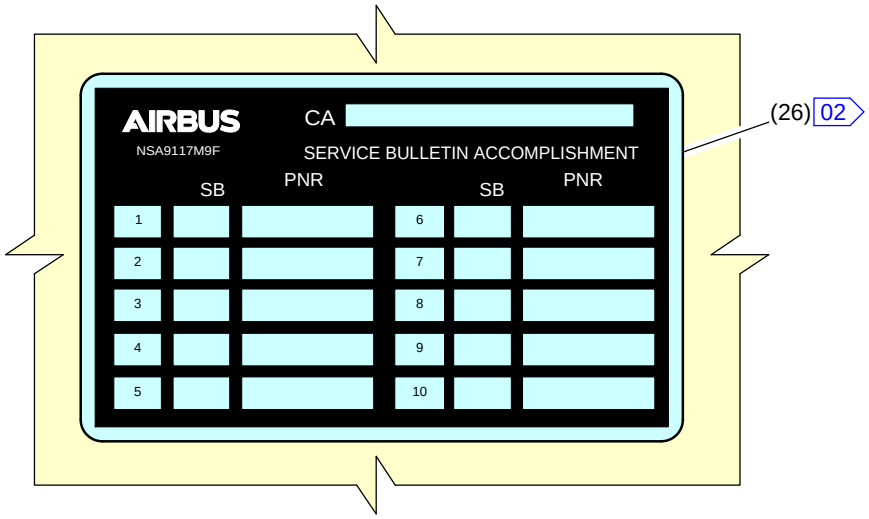

NOTE:

02 THE HORIZONTAL OR VERTICAL POSITION OF THE PLATE, ITEM (26), CAN CHANGE BECAUSE OF THE AIRCRAFT CONFIGURATION.

ICN-A350-A-52XXP049-A-FAPE3-05RYQ-A-001-01

Figure ICN-A350-A-52XXP049-A-FAPE3-05RYQ-A-001-01 SHEET 2/2

CONF 001

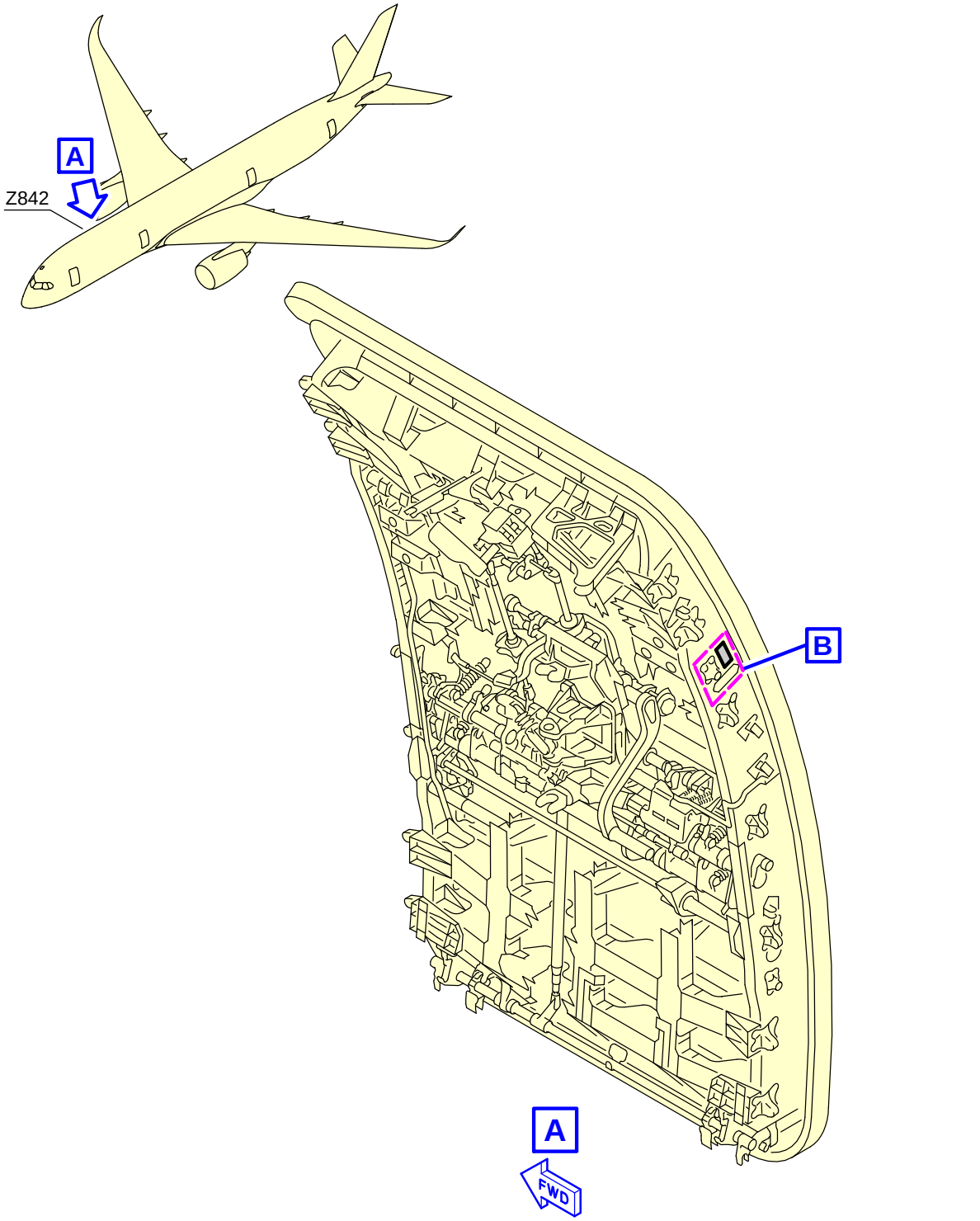

ICN-A350-A-52XXP049-A-FAPE3-05S02-A-001-01

Figure ICN-A350-A-52XXP049-A-FAPE3-05S02-A-001-01 SHEET 1/2

CONF 001

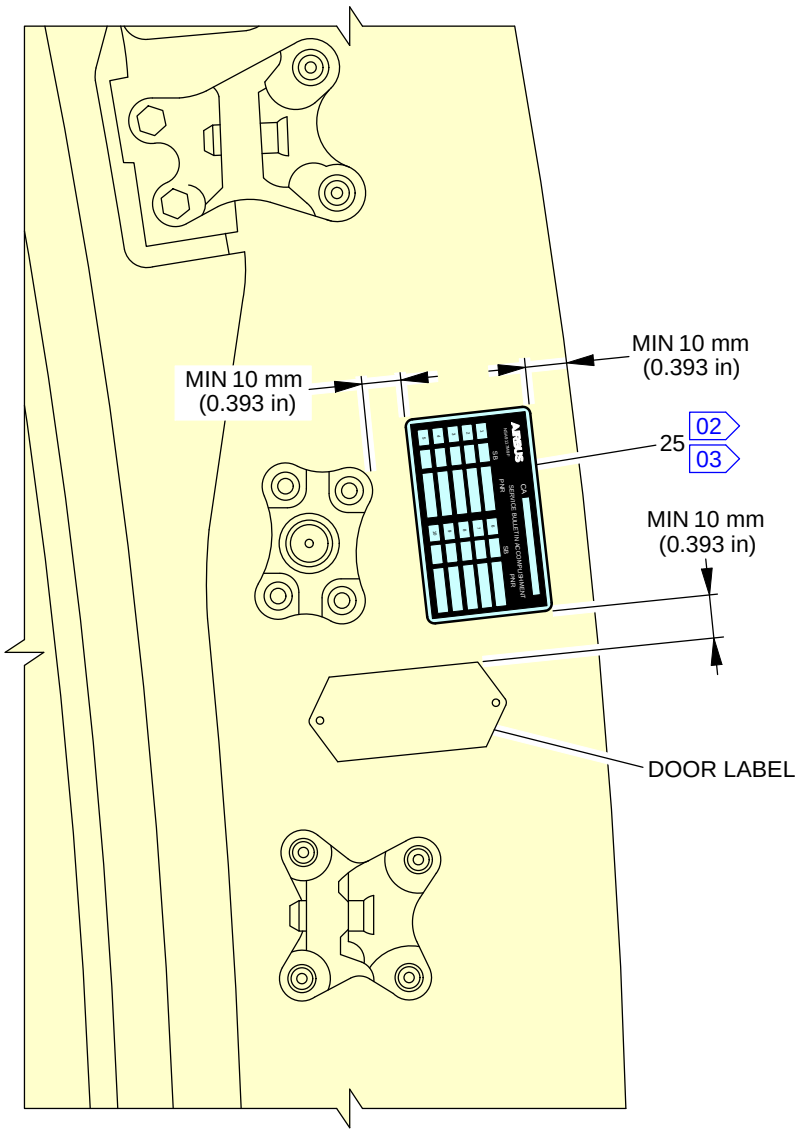

NOTE:

01 BEFORE THE BONDING OF THE PLATE, CLEAN THE SURFACE WITH MATERIALS No 08BAA9 AND No 14SBA1.

02 BOND THE PLATE, ITEM 25, WITH MATERIAL No 05EJL9 ABOVE THE DOOR LABEL, WHERE SPACE IS AVAILABLE.

03 PROTECT THE PLATE, ITEM 25, WITH MATERIAL No 04SBA3.

ICN-A350-A-52XXP049-A-FAPE3-05S03-A-001-01

Figure ICN-A350-A-52XXP049-A-FAPE3-05S03-A-001-01 SHEET 2/2

CONF 003-008 010-013 015 016 018 019 021-025

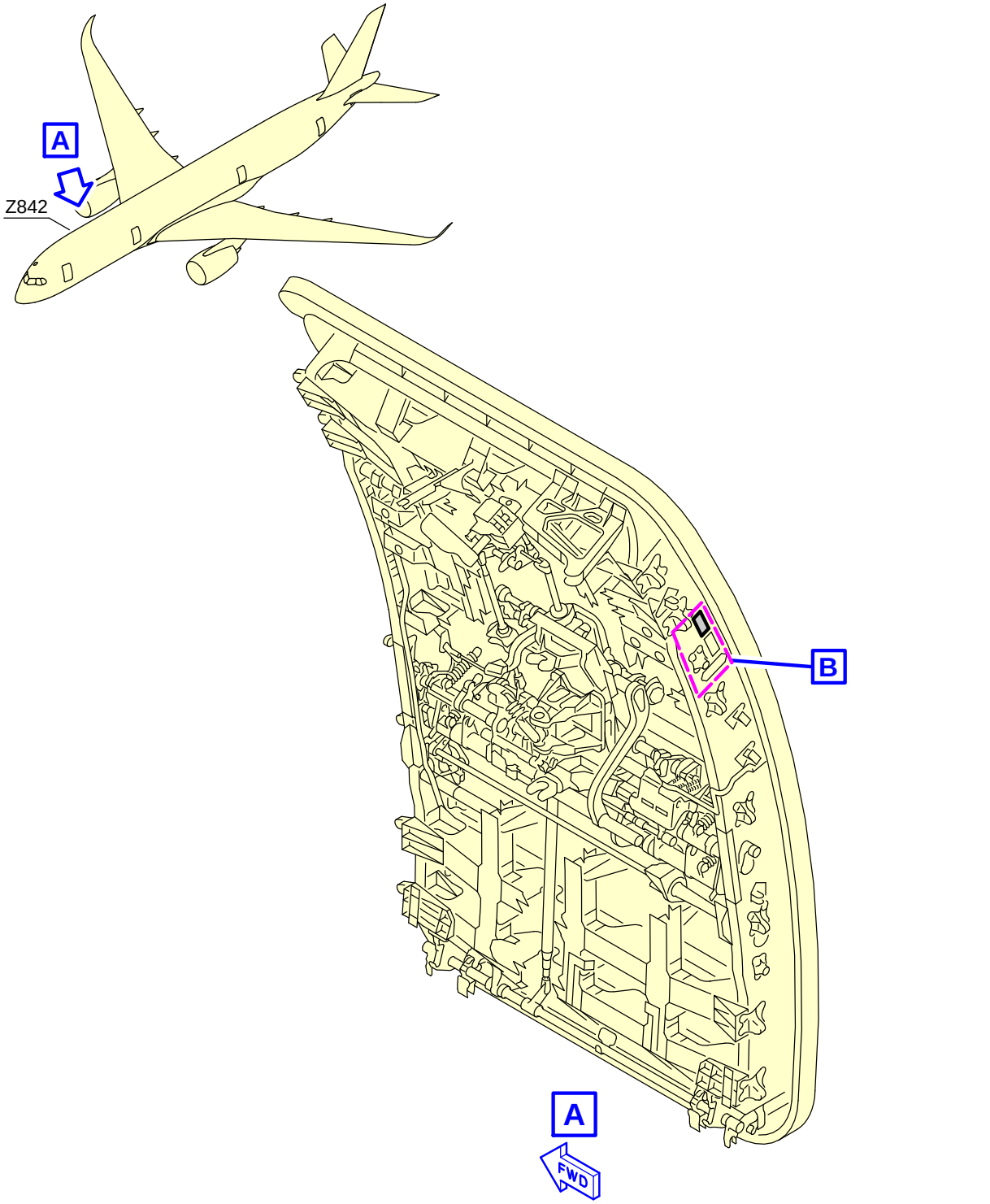

ICN-A350-A-52XXP049-A-FAPE3-05S04-A-001-01

Figure ICN-A350-A-52XXP049-A-FAPE3-05S04-A-001-01 SHEET 1/2

CONF 003-008 010-013 015 016 018 019 021-025

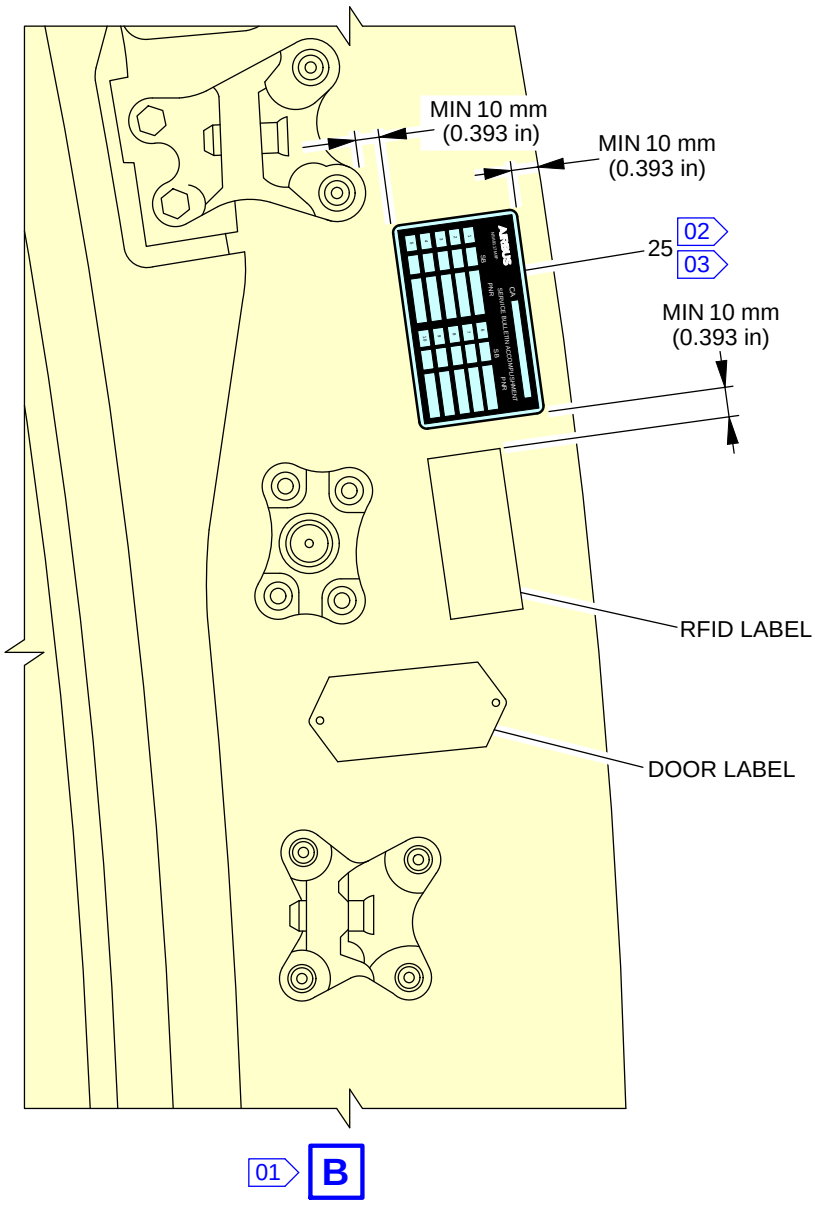

NOTE:

01 BEFORE THE BONDING OF THE PLATE, CLEAN THE SURFACE WITH MATERIALS No 08BAA9 AND No 14SBA1.

02 BOND THE PLATE, ITEM 25, WITH MATERIAL No 05EJL9 ABOVE THE RFID LABEL, WHERE SPACE IS AVAILABLE.

03 PROTECT THE PLATE, ITEM 25, WITH MATERIAL No 04SBA3.

ICN-A350-A-52XXP049-A-FAPE3-05S05-A-001-01

Figure ICN-A350-A-52XXP049-A-FAPE3-05S05-A-001-01 SHEET 2/2

CONF 001-008 011 013-017 019 021 022 025 026

(22) Task A350-A-52-XX-P049-05001-900A-A (A350-A-52-XX-P049-05ZZZ-900Z-A)
Re-Identify the PAX/Crew Door 3, LH Side

Job Set-Up Information

Working Area

Impacted Zone	Access / Work Location	
833	Access	Door 833

Manpower/Resources/Skills

Man-hours	0.25 h
Minimum Number of person	1
Elapsed Time	0.25 h
Skills	Airframe

Material necessary to do the job

Consumables

ITEM	REFERENCE CML	DESCRIPTION	DRAWING	SEE NOTES
	04SBA3	Varnish Polyurethane - Low VOC - External Structure		
	05EJL9	Epoxy Adhesive - Metal to metal - Legacy		
	08BAA9	Non Aqueous Cleaner - General		
	14SBA1	Textile - Lint free Cotton		

Components

ITEM	PART No.	QTY (UM)	KEYWORD	DRAWING	SEE NOTES
25	NSA9117M9F	1	PLATE		(1) (2) (3)

NOTE(S)

(1): The components listed above are not an AIRBUS Kit, the required parts must be ordered as necessary through the given channel.

(2): This item has a Shelf Life of less than or equal to 24 months and must be ordered when you intend to accomplish the Service Bulletin.

(3): The components listed above are only necessary if the identification plate is not installed. The quantity of these items is to be ordered as required.

Referenced Information

Manuals/Drawings	References/Sheets
ASR	A350-A-51-77-11-00ZZZ-660Z-A
MP	A350-A-11-XX-XX-00ZZZ-691Z-A
SD	A350-A-06-3X-XX-01ZZZ-04CZ-A
CML	CONSUMABLE MATERIAL LIST (CML)
PMS	01-06-12

Procedure

(a) Standard practices given in this procedure:

1 For identification of zones, refer to Ref. SD A350-A-06-3X-XX-01ZZZ-04CZ-A.

2 For the specification of Material application codes given in this Service Bulletin, refer to the Ref. CML.

3 Do the cleaning process in accordance with Ref. ASR A350-A-51-77-11-00ZZZ-660Z-A.

4 For the re-identification of parts using indelible link, refer to Ref. PMS 01-06-12.

5 For the installation of placards, refer to Ref. MP A350-A-11-XX-XX-00ZZZ-691Z-A.

(b) Make sure that the identification plate, item (26), is installed, refer to Ref. Fig. Inspection of the Installed Door Plate 3 LH.

1 If the identification plate is installed, cross out its Configured Spare Component (CSC) number.

2 If the identification plate is not installed, install the new identification plate, item 25, refer to Ref. Fig. Installation of the Door Plate 3 LH.

a Clean the surface of the installation area of the plate with:

Textile - Lint free Cotton and	14SBA1	
Non Aqueous Cleaner - General	08BAA9	

b Bond the new identification plate:

1	PLATE-IDENTIFICATION with:	NSA9117M9F	Item 25
	Epoxy Adhesive - Metal to metal - Legacy	05EJL9	

c Cross out the old CSC number on the door label.

(c) Mark the new CSC number on the door label, refer to Ref. Fig. Installation of the Door Plate 3 LH.

1 Identify the CSC number at aircraft delivery on the original door identification plate.

2 Identify which Service Bulletins have been accomplished on the door before.

3 Identify the new door CSC number in accordance with the Service Bulletin Information Trasmission (SBIT) No. 20-0049, using as inputs the CSC number at aircraft delivery, the Service Bulletins that have been accomplished on the door before and this Service Bulletin.

4 Mark the new CSC number of the door and the Service Bulletin number on the door label.

(d) Protect identification plate, refer to Ref. Fig. Installation of the Door Plate 3 LH, with:

Varnish Polyurethane - Low VOC - External Structure	04SBA3

CONF 001 002

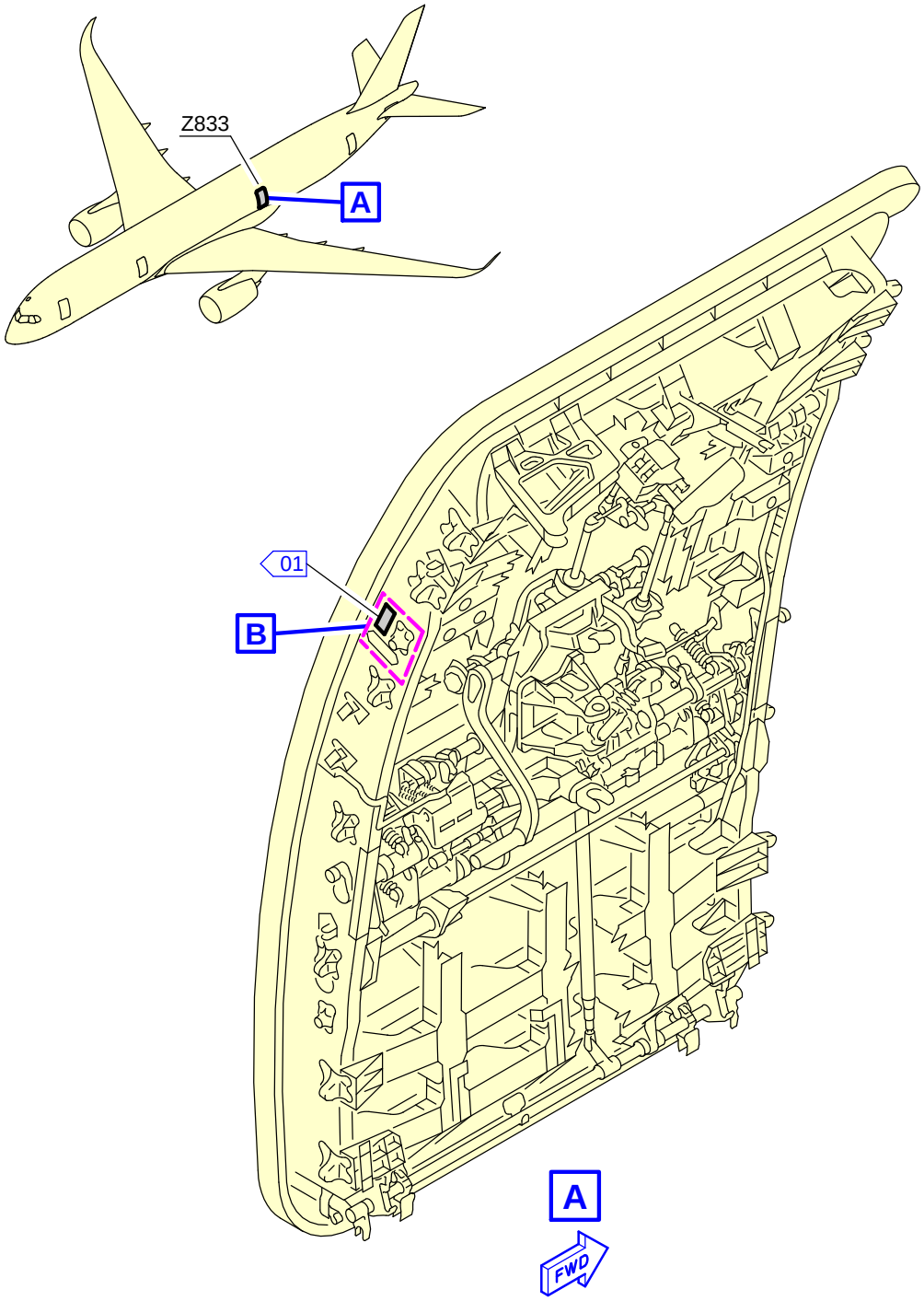

NOTE:

01 BECAUSE OF THE AIRCRAFT CONFIGURATION, THE LOCATION OF THE PLATE CAN CHANGE IN THIS AREA.

ICN-A350-A-52XXP049-A-FAPE3-05RYR-A-001-01

Figure ICN-A350-A-52XXP049-A-FAPE3-05RYR-A-001-01 SHEET 1/2

CONF 001 002

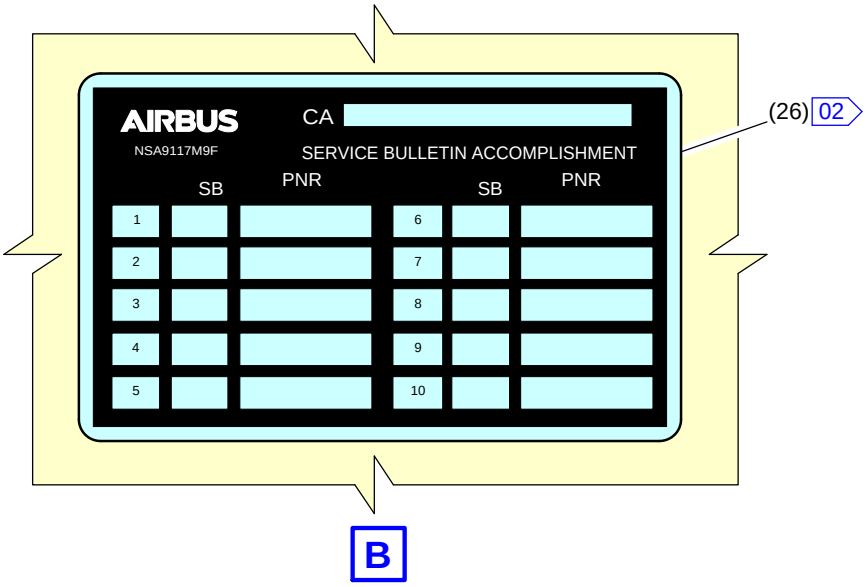

NOTE:

02 THE HORIZONTAL OR VERTICAL POSITION OF THE PLATE, ITEM (26), CAN CHANGE BECAUSE OF THE AIRCRAFT CONFIGURATION.

ICN-A350-A-52XXP049-A-FAPE3-05RYS-A-001-01

Figure ICN-A350-A-52XXP049-A-FAPE3-05RYS-A-001-01 SHEET 2/2

CONF 003-008 011 013-017 019 021 022 025 026

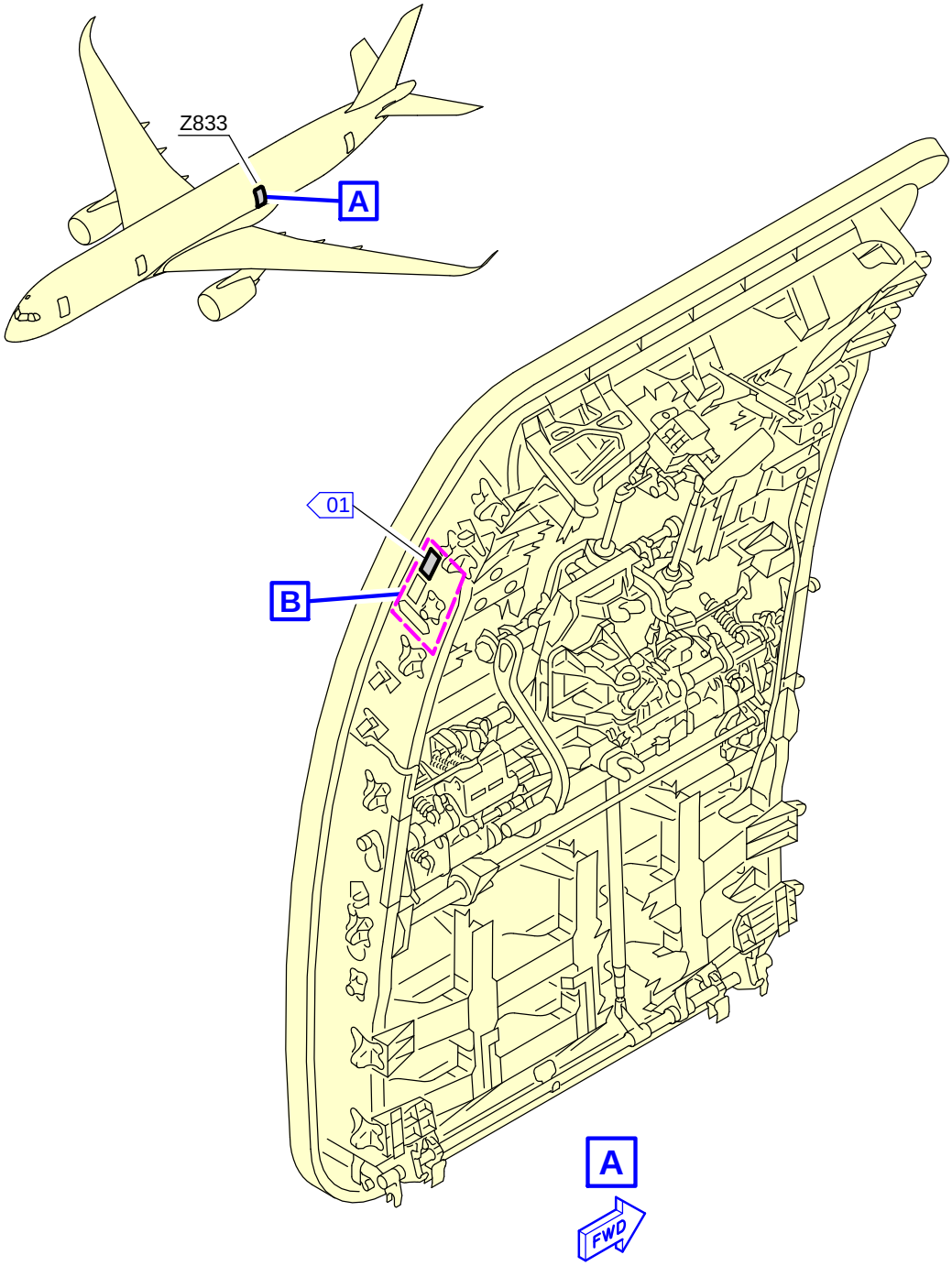

NOTE:

01 BECAUSE OF THE AIRCRAFT CONFIGURATION, THE LOCATION OF THE PLATE CAN CHANGE IN THIS AREA.

ICN-A350-A-52XXP049-A-FAPE3-05RYV-A-001-01

Figure ICN-A350-A-52XXP049-A-FAPE3-05RYV-A-001-01 SHEET 1/2

CONF 003-008 011 013-017 019 021 022 025 026

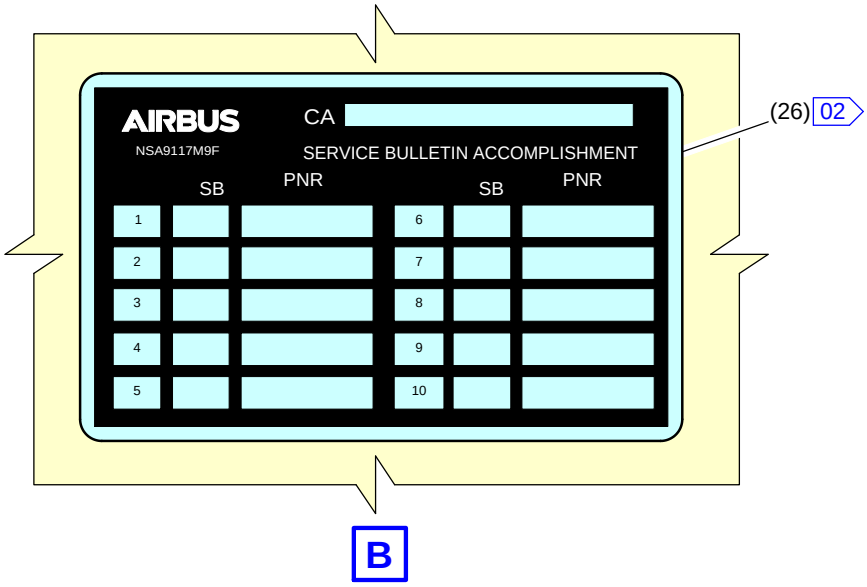

NOTE:

02 THE HORIZONTAL OR VERTICAL POSITION OF THE PLATE, ITEM (26), CAN CHANGE BECAUSE OF THE AIRCRAFT CONFIGURATION.

ICN-A350-A-52XXP049-A-FAPE3-05RYW-A-001-01

Figure ICN-A350-A-52XXP049-A-FAPE3-05RYW-A-001-01 SHEET 2/2

CONF 001 002

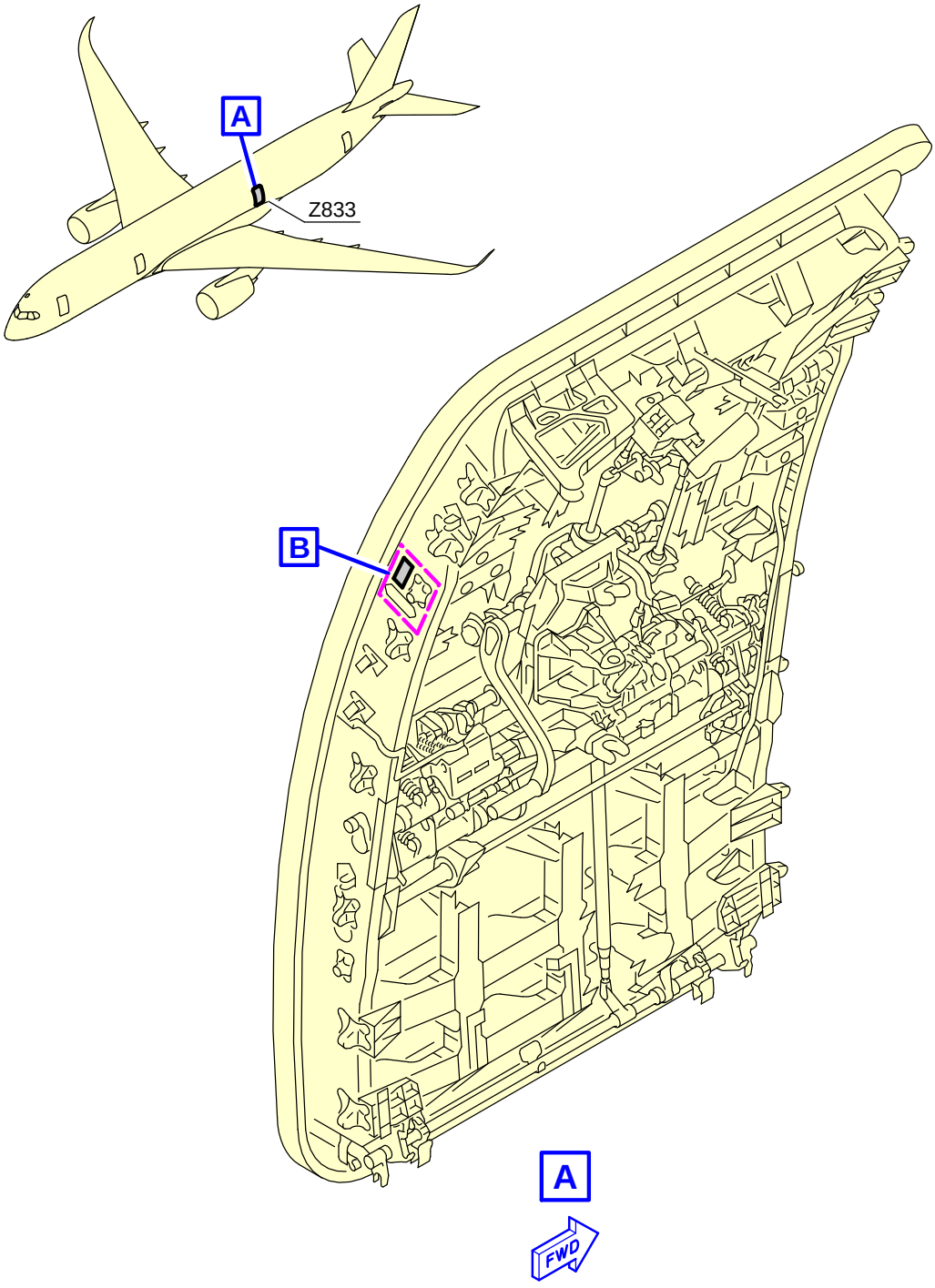

ICN-A350-A-52XXP049-A-FAPE3-05S08-A-001-01

Figure ICN-A350-A-52XXP049-A-FAPE3-05S08-A-001-01 SHEET 1/2

CONF 001 002

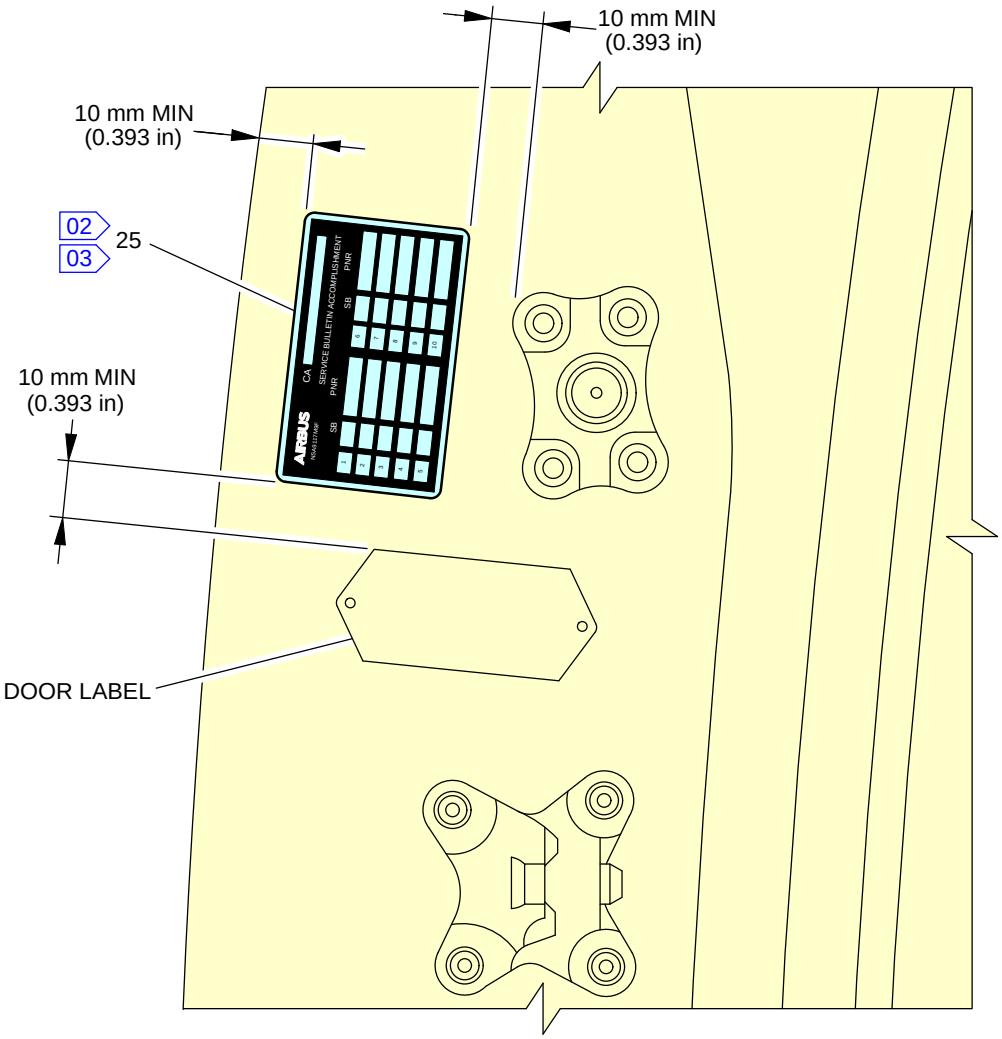

NOTE:

01 BEFORE THE BONDING OF THE PLATE, CLEAN THE SURFACE WITH MATERIALS No 08BAA9 AND No 14SBA1.

02 BOND THE PLATE, ITEM 25, WITH MATERIAL No 05EJL9 ABOVE THE DOOR LABEL, WHERE SPACE IS AVAILABLE.

03 PROTECT THE PLATE, ITEM 25, WITH MATERIAL No 04SBA3.

ICN-A350-A-52XXP049-A-FAPE3-05S09-A-001-01

Figure ICN-A350-A-52XXP049-A-FAPE3-05S09-A-001-01 SHEET 2/2

CONF 003-008 011 013-017 019 021 022 025 026

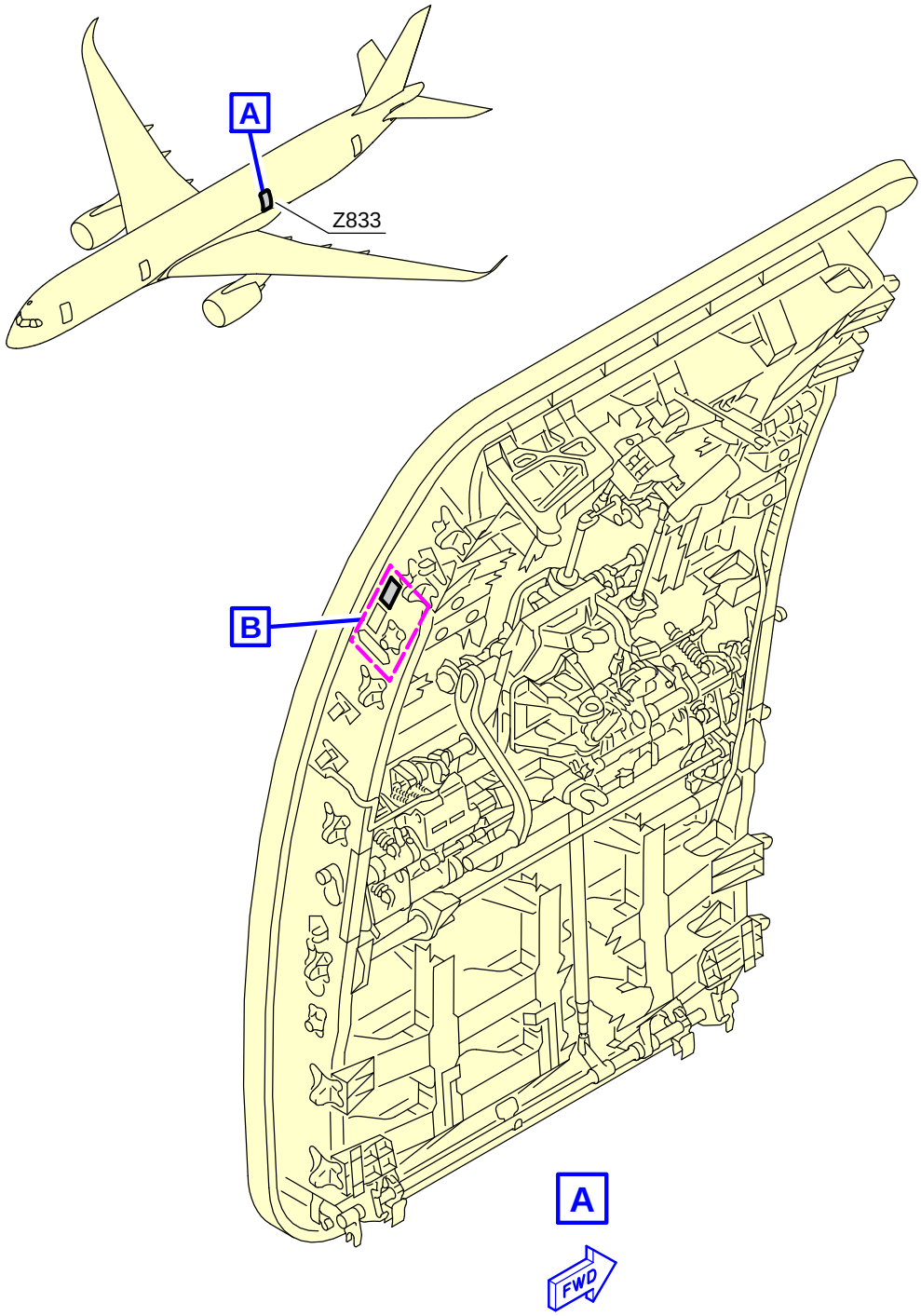

ICN-A350-A-52XXP049-A-FAPE3-05S0Y-A-001-01

Figure ICN-A350-A-52XXP049-A-FAPE3-05S0Y-A-001-01 SHEET 1/2

CONF 003-008 011 013-017 019 021 022 025 026

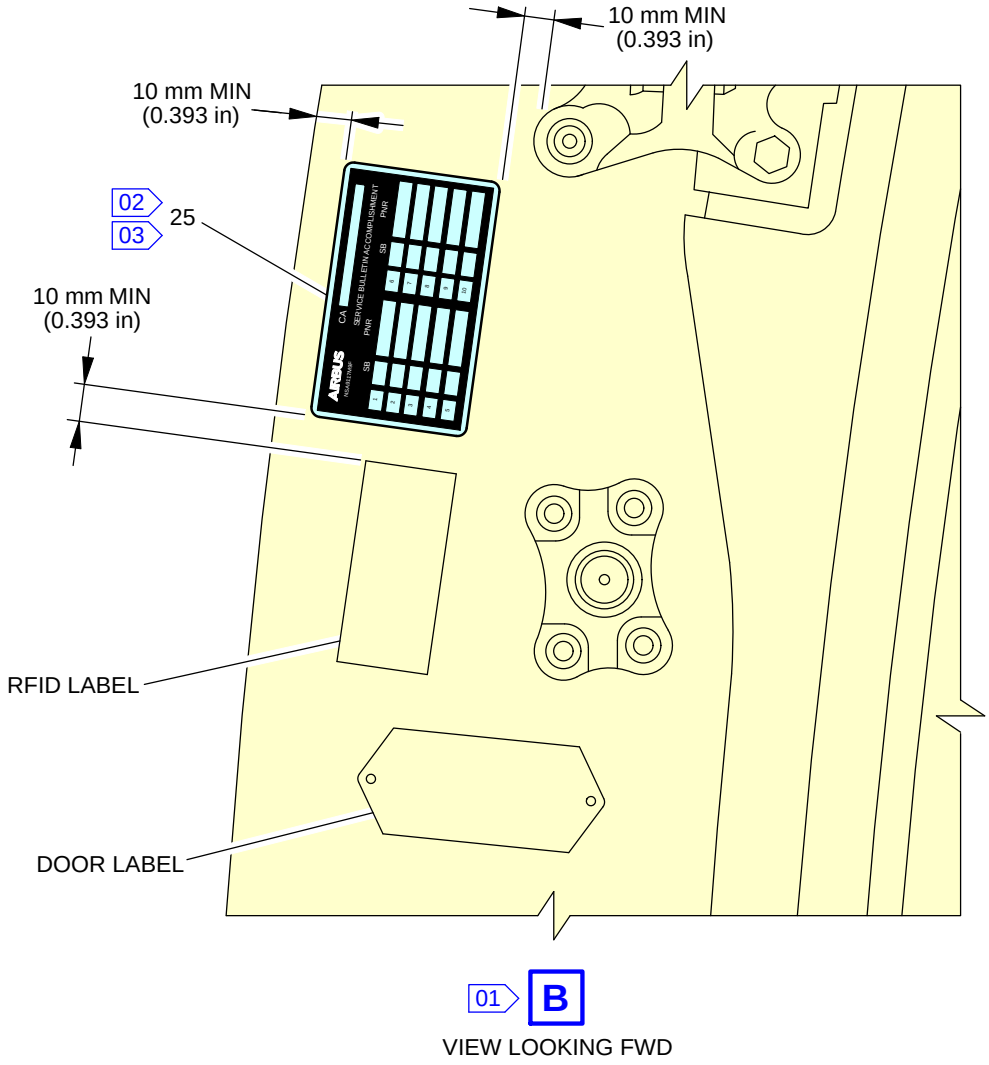

NOTE:

01 BEFORE THE BONDING OF THE PLATE, CLEAN THE SURFACE WITH MATERIALS No 08BAA9 AND No 14SBA1.

02 BOND THE PLATE, ITEM 25, WITH MATERIAL No 05EJL9 ABOVE THE RFID LABEL, WHERE SPACE IS AVAILABLE.

03 PROTECT THE PLATE, ITEM 25, WITH MATERIAL No 04SBA3.

ICN-A350-A-52XXP049-A-FAPE3-05S0Z-A-001-01

Figure ICN-A350-A-52XXP049-A-FAPE3-05S0Z-A-001-01 SHEET 2/2

CONF 001-003 005-008 010-014 017 020-023 025 026

(23) Task A350-A-52-XX-P049-06001-900A-A (A350-A-52-XX-P049-06ZZZ-900Z-A)
Re-Identify the PAX/Crew Door 3, RH Side

Job Set-Up Information

Working Area

Impacted Zone	Access / Work Location	
843	Access	Door 843

Manpower/Resources/Skills

Man-hours	0.25 h
Minimum Number of person	1
Elapsed Time	0.25 h
Skills	Airframe

Material necessary to do the job

Consumables

ITEM	REFERENCE CML	DESCRIPTION	DRAWING	SEE NOTES
	04SBA3	Varnish Polyurethane - Low VOC - External Structure		
	05EJL9	Epoxy Adhesive - Metal to metal - Legacy		
	08BAA9	Non Aqueous Cleaner - General		
	14SBA1	Textile - Lint free Cotton		

Components

ITEM	PART No.	QTY (UM)	KEYWORD	DRAWING	SEE NOTES
25	NSA9117M9F	1	PLATE		(1) (2) (3)

NOTE(S)

(1): The components listed above are not an AIRBUS Kit, the required parts must be ordered as necessary through the given channel.

(2): This item has a Shelf Life of less than or equal to 24 months and must be ordered when you intend to accomplish the Service Bulletin.

(3): The components listed above are only necessary if the identification plate is not installed. The quantity of these items is to be ordered as required.

Referenced Information

Manuals/Drawings	References/Sheets
ASR	A350-A-51-77-11-00ZZZ-660Z-A
MP	A350-A-11-XX-XX-00ZZZ-691Z-A
SD	A350-A-06-3X-XX-01ZZZ-04CZ-A
CML	CONSUMABLE MATERIAL LIST (CML)
PMS	01-06-12

Procedure

(a) Standard practices given in this procedure:

1 For identification of zones, refer to Ref. SD A350-A-06-3X-XX-01ZZZ-04CZ-A.

2 For the specification of Material application codes given in this Service Bulletin, refer to the Ref. CML.

3 Do the cleaning process in accordance with Ref. ASR A350-A-51-77-11-00ZZZ-660Z-A.

4 For the re-identification of parts using indelible link, refer to Ref. PMS 01-06-12.

5 For the installation of placards, refer to Ref. MP A350-A-11-XX-XX-00ZZZ-691Z-A.

(b) Make sure that the identification plate, item (26), is installed, refer to Ref. Fig. Inspection of the Installed Door Plate 3 RH.

1 If the identification plate is installed, cross out its Configured Spare Component (CSC) number.

2 If the identification plate is not installed, install the new identification plate, item 25, refer to Ref. Fig. Installation of the Door Plate 3 RH.

a Clean the surface of the installation area of the plate with:

Textile - Lint free Cotton and	14SBA1	
Non Aqueous Cleaner - General	08BAA9	

b Bond the new identification plate:

1	PLATE-IDENTIFICATION with:	NSA9117M9F	Item 25
	Epoxy Adhesive - Metal to metal - Legacy	05EJL9	

c Cross out the old CSC number on the door label.

(c) Mark the new CSC number on the door label, refer to Ref. Fig. Installation of the Door Plate 3 RH.

1 Identify the CSC number at aircraft delivery on the original door identification plate.

2 Identify which Service Bulletins have been accomplished on the door before.

3 Identify the new door CSC number in accordance with the Service Bulletin Information Trasmission (SBIT) No. 20-0049, using as inputs the CSC number at aircraft delivery, the Service Bulletins that have been accomplished on the door before and this Service Bulletin.

4 Mark the new CSC number of the door and the Service Bulletin number on the door label.

(d) Protect identification plate, refer to Ref. Fig. Installation of the Door Plate 3 RH, with:

Varnish Polyurethane - Low VOC - External Structure	04SBA3

CONF 001 002

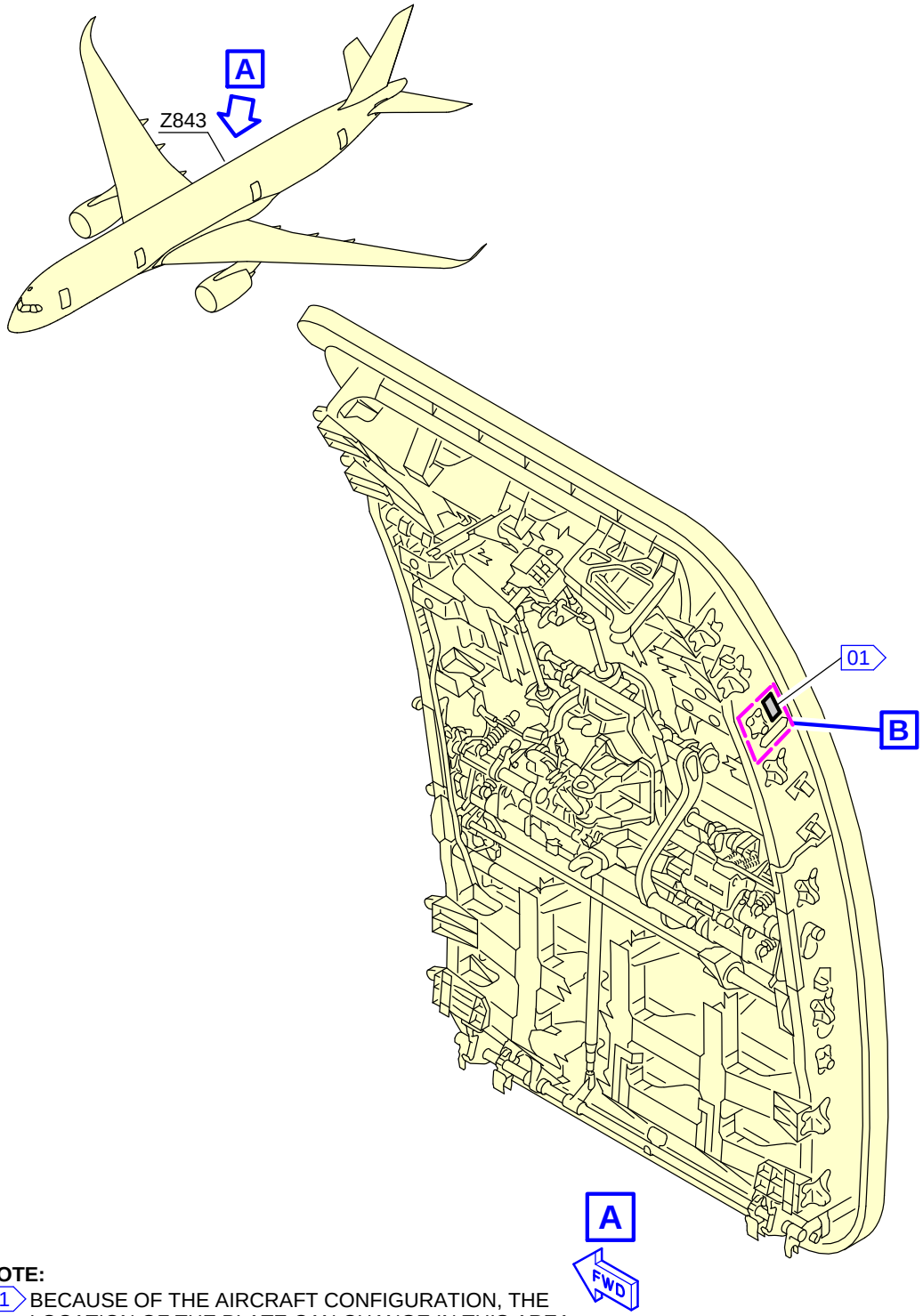

NOTE:

01 BECAUSE OF THE AIRCRAFT CONFIGURATION, THE LOCATION OF THE PLATE CAN CHANGE IN THIS AREA.

ICN-A350-A-52XXP049-A-FAPE3-05RZ2-A-001-01

Figure ICN-A350-A-52XXP049-A-FAPE3-05RZ2-A-001-01 SHEET 1/2

CONF 001 002

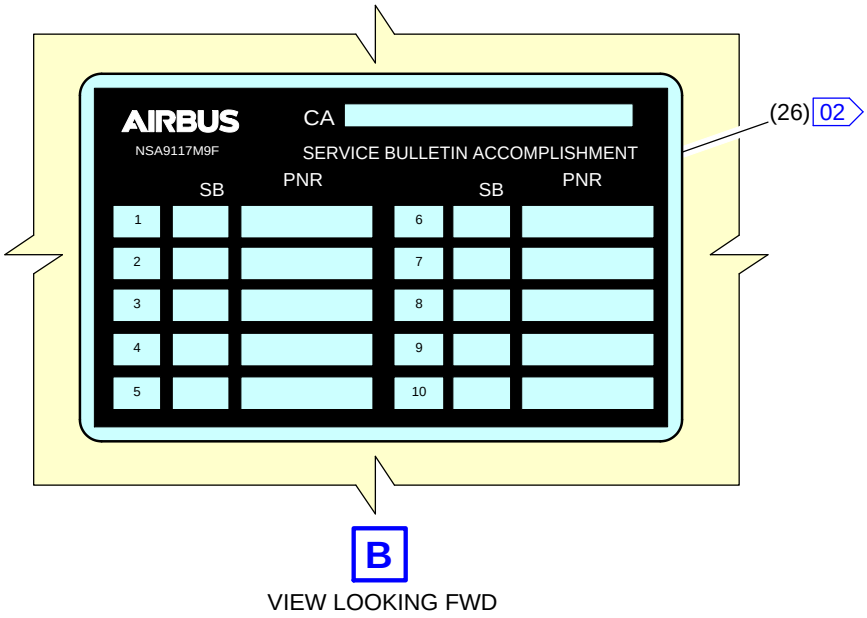

NOTE:

02 THE HORIZONTAL OR VERTICAL POSITION OF THE PLATE, ITEM (26), CAN CHANGE BECAUSE OF THE AIRCRAFT CONFIGURATION.

ICN-A350-A-52XXP049-A-FAPE3-05RZ3-A-001-01

Figure ICN-A350-A-52XXP049-A-FAPE3-05RZ3-A-001-01 SHEET 2/2

CONF 003 005-008 010-014 017 020-023 025 026

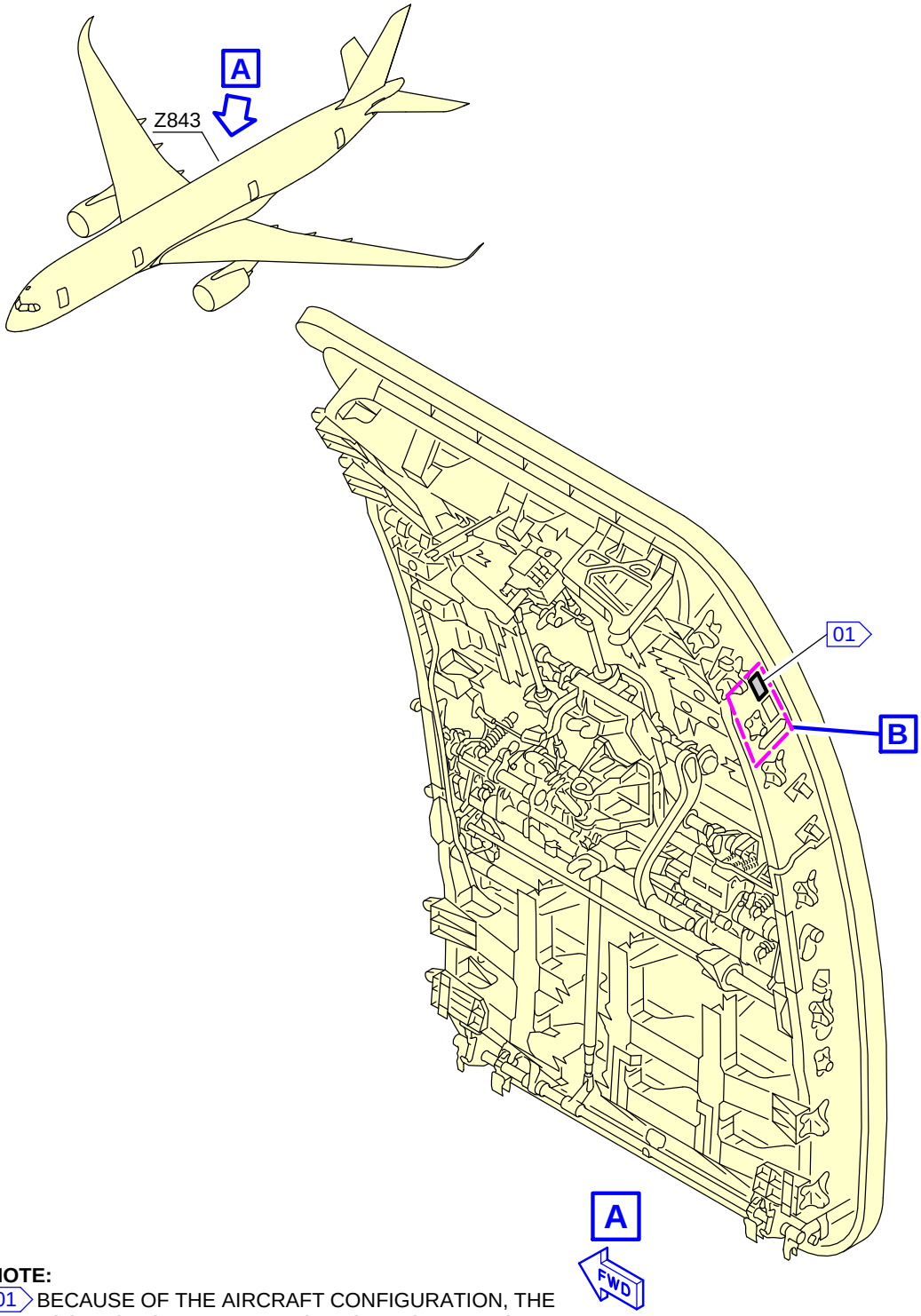

NOTE:

01 BECAUSE OF THE AIRCRAFT CONFIGURATION, THE LOCATION OF THE PLATE CAN CHANGE IN THIS AREA.

ICN-A350-A-52XXP049-A-FAPE3-05RZ0-A-001-01

Figure ICN-A350-A-52XXP049-A-FAPE3-05RZ0-A-001-01 SHEET 1/2

CONF 003 005-008 010-014 017 020-023 025 026

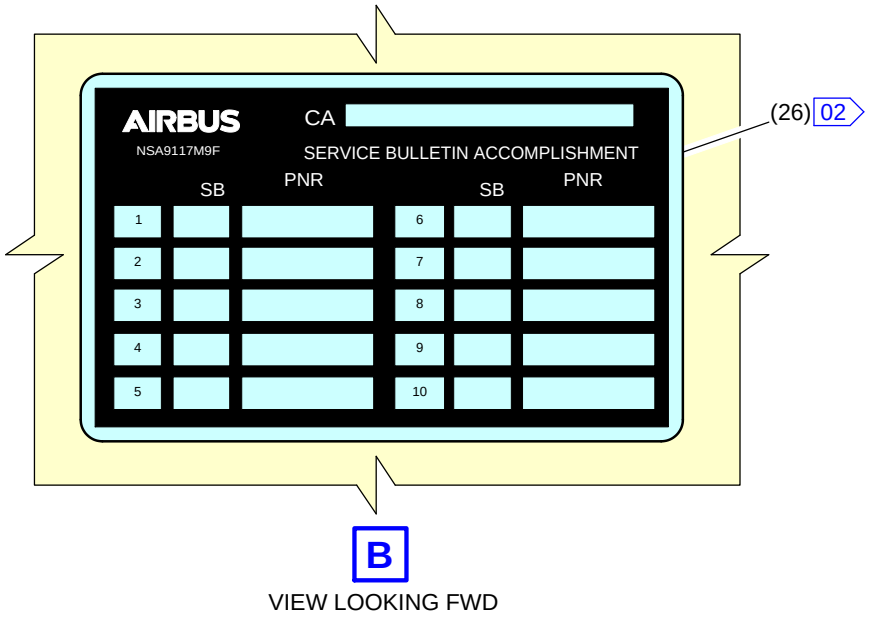

NOTE:

02 THE HORIZONTAL OR VERTICAL POSITION OF THE PLATE, ITEM (26), CAN CHANGE BECAUSE OF THE AIRCRAFT CONFIGURATION.

ICN-A350-A-52XXP049-A-FAPE3-05RZ1-A-001-01

Figure ICN-A350-A-52XXP049-A-FAPE3-05RZ1-A-001-01 SHEET 2/2

CONF 001 002

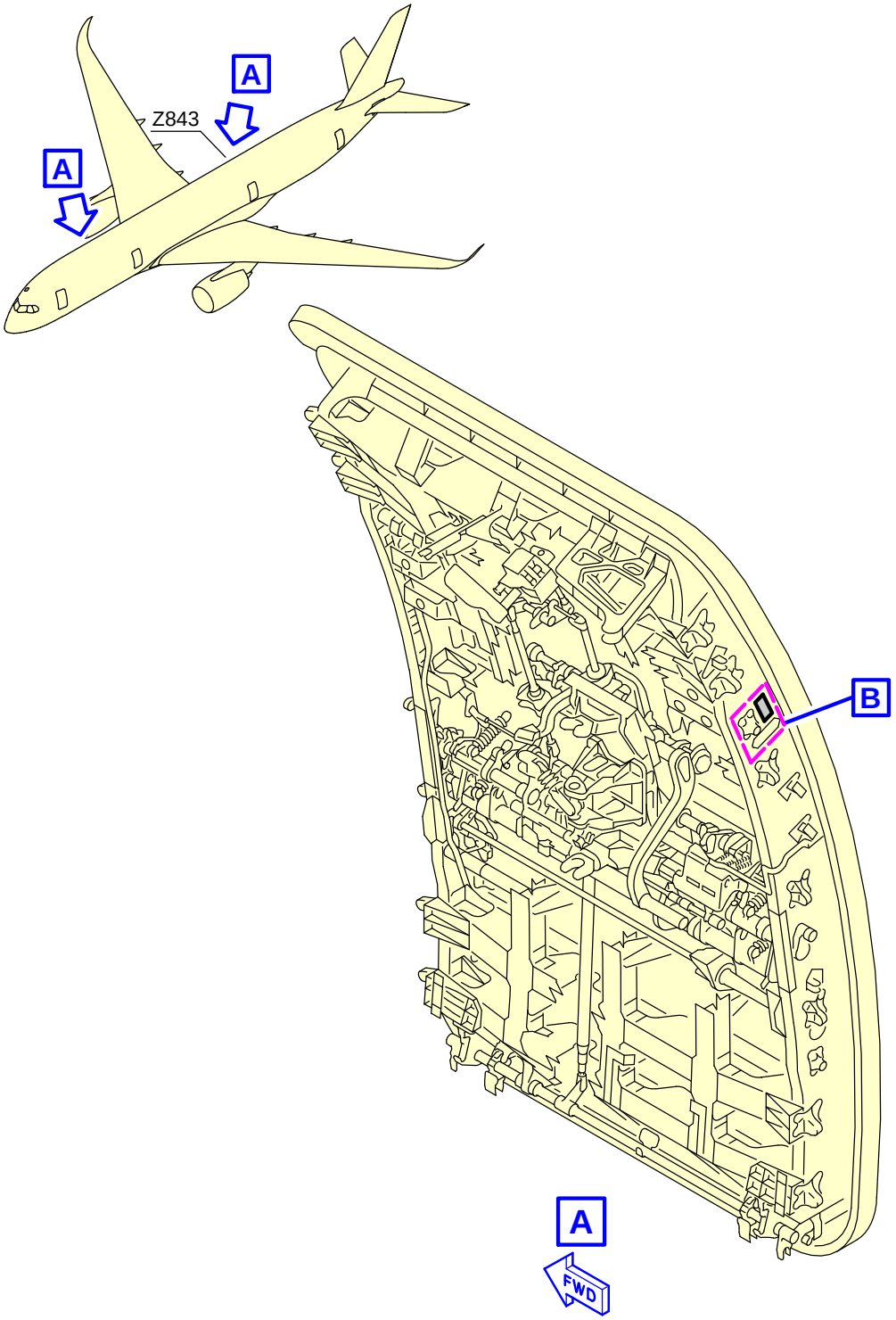

ICN-A350-A-52XXP049-A-FAPE3-05S0W-A-001-01

Figure ICN-A350-A-52XXP049-A-FAPE3-05S0W-A-001-01 SHEET 1/2

CONF 001 002

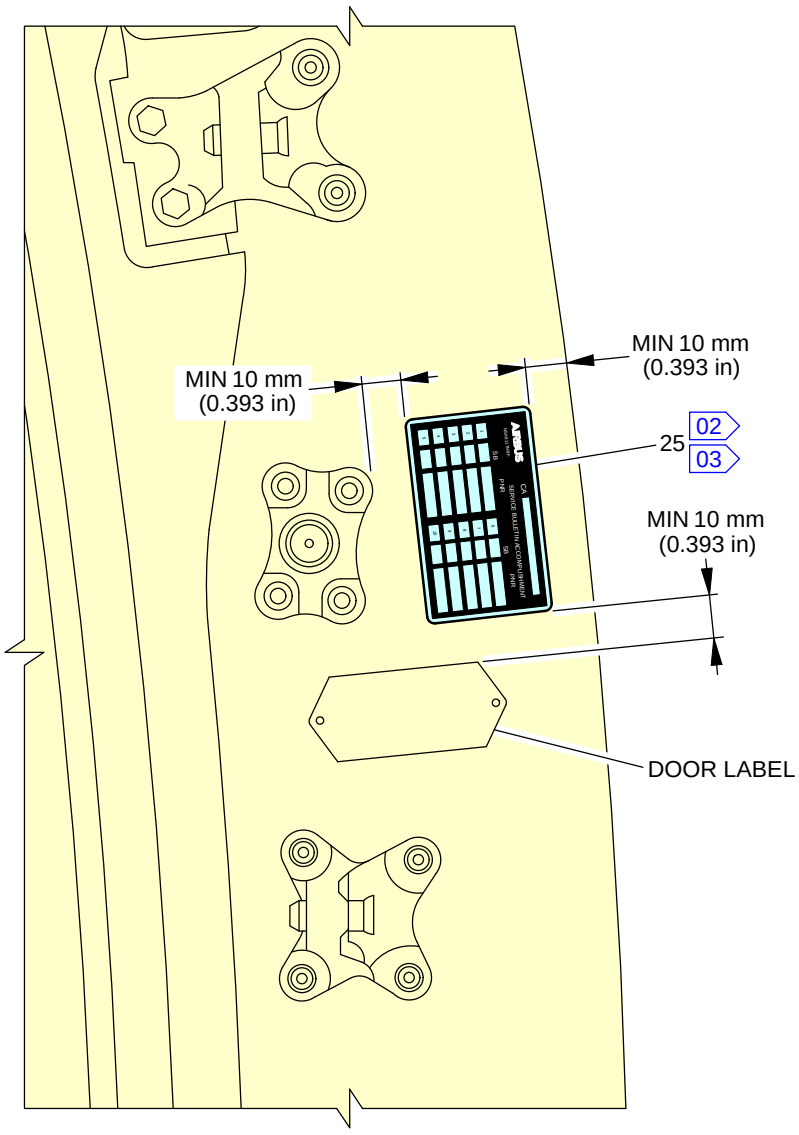

NOTE:

01 BEFORE THE BONDING OF THE PLATE, CLEAN THE SURFACE WITH MATERIALS No 08BAA9 AND No 14SBA1.

02 BOND THE PLATE, ITEM 25, WITH MATERIAL No 05EJL9 ABOVE THE DOOR LABEL, WHERE SPACE IS AVAILABLE.

03 PROTECT THE PLATE, ITEM 25, WITH MATERIAL No 04SBA3.

ICN-A350-A-52XXP049-A-FAPE3-05S0X-A-001-01

Figure ICN-A350-A-52XXP049-A-FAPE3-05S0X-A-001-01 SHEET 2/2

CONF 003 005-008 010-014 017 020-023 025 026

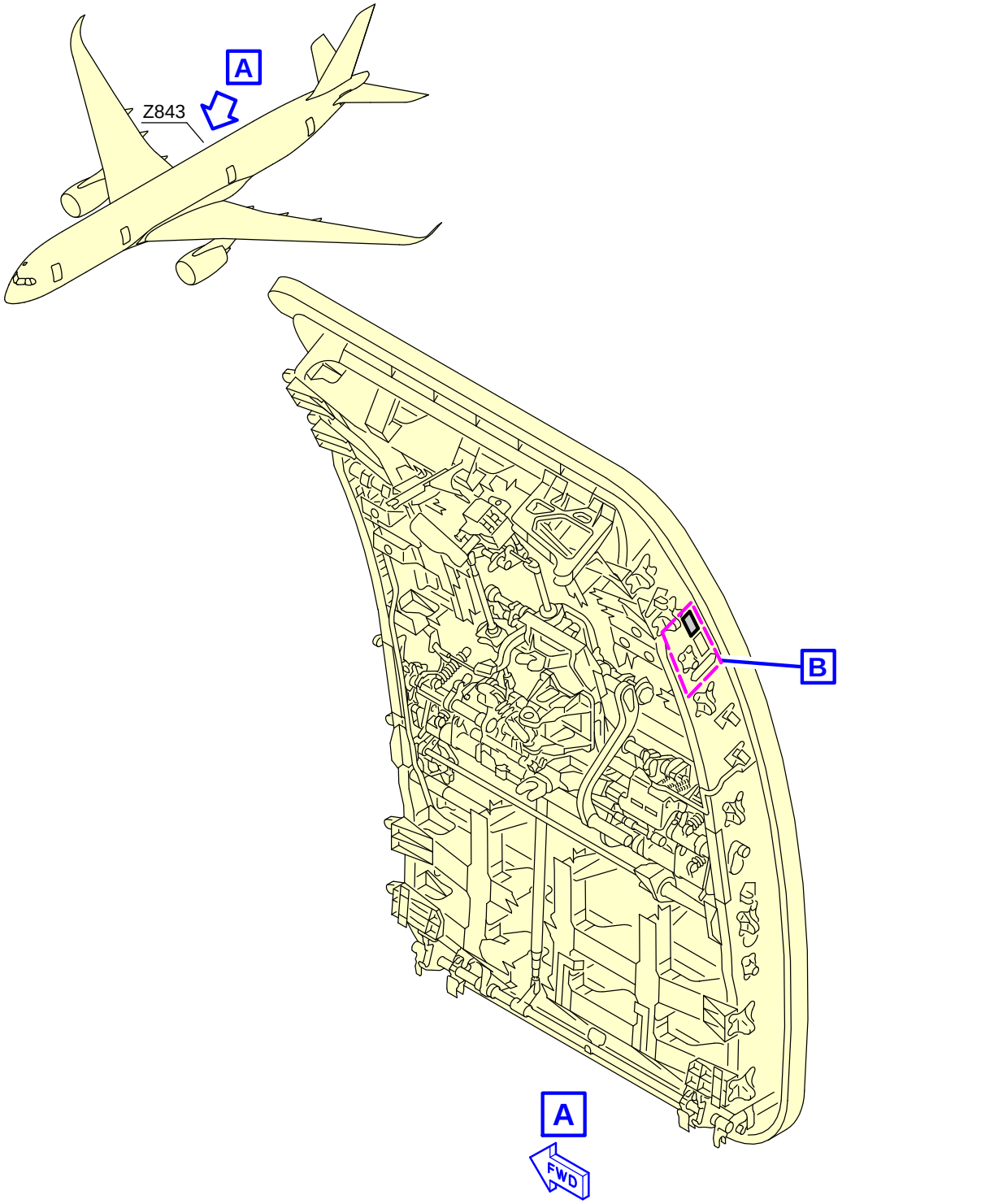

Figure ICN-A350-A-52XXP049-A-FAPE3-05S10-A-001-01 SHEET 1/2

CONF 003 005-008 010-014 017 020-023 025 026

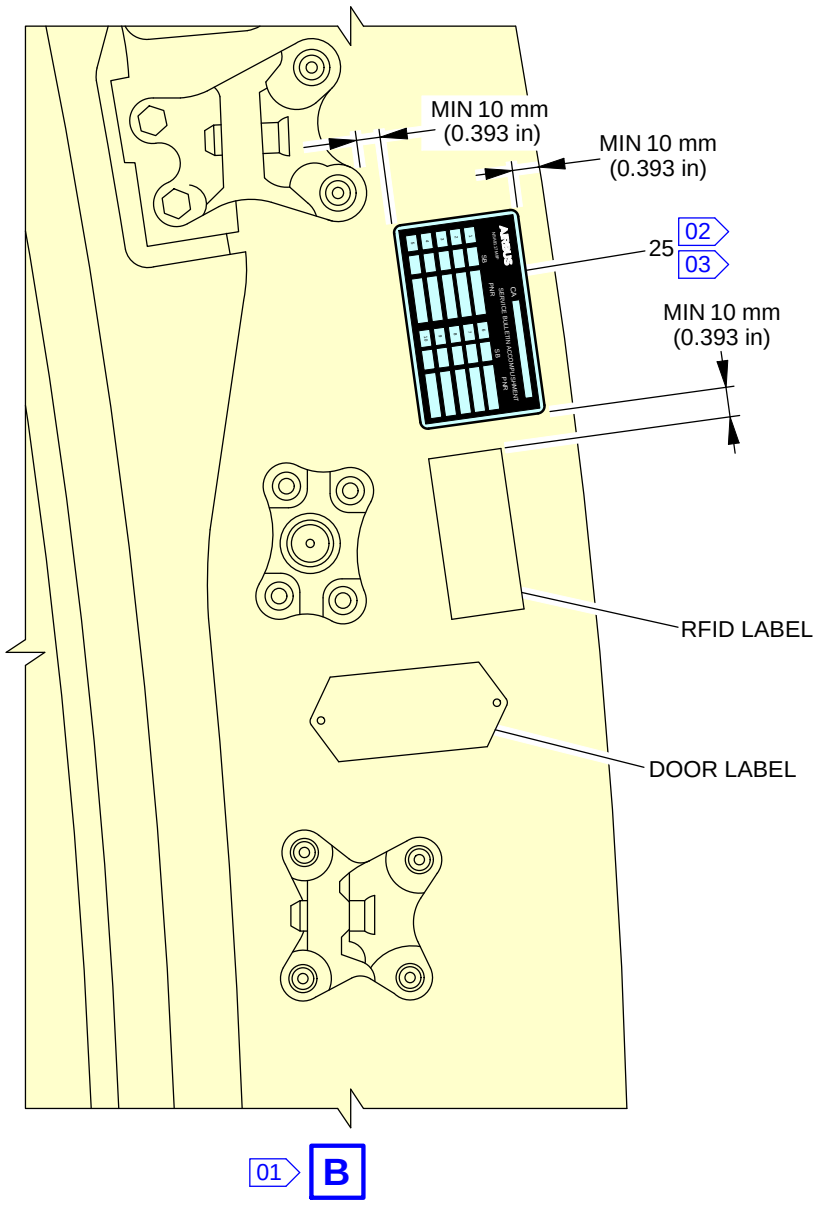

NOTE:

01 BEFORE THE BONDING OF THE PLATE, CLEAN THE SURFACE WITH MATERIALS No 08BAA9 AND No 14SBA1.

02 BOND THE PLATE, ITEM 25, WITH MATERIAL No 05EJL9 ABOVE THE RFID LABEL, WHERE SPACE IS AVAILABLE.

03 PROTECT THE PLATE, ITEM 25, WITH MATERIAL No 04SBA3.

ICN-A350-A-52XXP049-A-FAPE3-05S11-A-001-01

Figure ICN-A350-A-52XXP049-A-FAPE3-05S11-A-001-01 SHEET 2/2

CONF 001 002 004-010 012 013 016 017 019 025 026

(24) Task A350-A-52-XX-P049-07001-900A-A (A350-A-52-XX-P049-07ZZZ-900Z-A)
Re-Identify the PAX/Crew Door 4, LH Side

Job Set-Up Information

Working Area

Impacted Zone	Access / Work Location	
834	Access	Door 834

Manpower/Resources/Skills

Man-hours	0.25 h
Minimum Number of person	1
Elapsed Time	0.25 h
Skills	Airframe

Material necessary to do the job

Consumables

ITEM	REFERENCE CML	DESCRIPTION	DRAWING	SEE NOTES
	04SBA3	Varnish Polyurethane - Low VOC - External Structure		
	05EJL9	Epoxy Adhesive - Metal to metal - Legacy		
	08BAA9	Non Aqueous Cleaner - General		
	14SBA1	Textile - Lint free Cotton		

Components

ITEM	PART No.	QTY (UM)	KEYWORD	DRAWING	SEE NOTES
25	NSA9117M9F	1	PLATE		(1) (2) (3)

NOTE(S)

(1): The components listed above are not an AIRBUS Kit, the required parts must be ordered as necessary through the given channel.

(2): This item has a Shelf Life of less than or equal to 24 months and must be ordered when you intend to accomplish the Service Bulletin.

(3): The components listed above are only necessary if the identification plate is not installed. The quantity of these items is to be ordered as required.

Referenced Information

Manuals/Drawings	References/Sheets
ASR	A350-A-51-77-11-00ZZZ-660Z-A
MP	A350-A-11-XX-XX-00ZZZ-691Z-A
SD	A350-A-06-3X-XX-01ZZZ-04CZ-A
CML	CONSUMABLE MATERIAL LIST (CML)
PMS	01-06-12

Procedure

(a) Standard practices given in this procedure:

1 For identification of zones, refer to Ref. SD A350-A-06-3X-XX-01ZZZ-04CZ-A.

2 For the specification of Material application codes given in this Service Bulletin, refer to the Ref. CML.

3 Do the cleaning process in accordance with Ref. ASR A350-A-51-77-11-00ZZZ-660Z-A.

4 For the re-identification of parts using indelible link, refer to Ref. PMS 01-06-12.

5 For the installation of placards, refer to Ref. MP A350-A-11-XX-XX-00ZZZ-691Z-A.

(b) Make sure that the identification plate, item (26), is installed, refer to Ref. Fig. Inspection of the Installed Door Plate 4 LH.

1 If the identification plate is installed, cross out its Configured Spare Component (CSC) number.

2 If the identification plate is not installed, install the new identification plate, item 25, refer to Ref. Fig. Installation of the Door Plate 4 LH.

a Clean the surface of the installation area of the plate with:

Textile - Lint free Cotton and	14SBA1	
Non Aqueous Cleaner - General	08BAA9	

b Bond the new identification plate:

1	PLATE-IDENTIFICATION with:	NSA9117M9F	Item 25
	Epoxy Adhesive - Metal to metal - Legacy	05EJL9	

c Cross out the old CSC number on the door label.

(c) Mark the new CSC number on the door label, refer to Ref. Fig. Installation of the Door Plate 4 LH.

1 Identify the CSC number at aircraft delivery on the original door identification plate.

2 Identify which Service Bulletins have been accomplished on the door before.

3 Identify the new door CSC number in accordance with the Service Bulletin Information Trasmission (SBIT) No. 20-0049, using as inputs the CSC number at aircraft delivery, the Service Bulletins that have been accomplished on the door before and this Service Bulletin.

4 Mark the new CSC number of the door and the Service Bulletin number on the door label.

(d) Protect identification plate, refer to Ref. Fig. Installation of the Door Plate 4 LH, with:

Varnish Polyurethane - Low VOC - External Structure	04SBA3

CONF 001 002

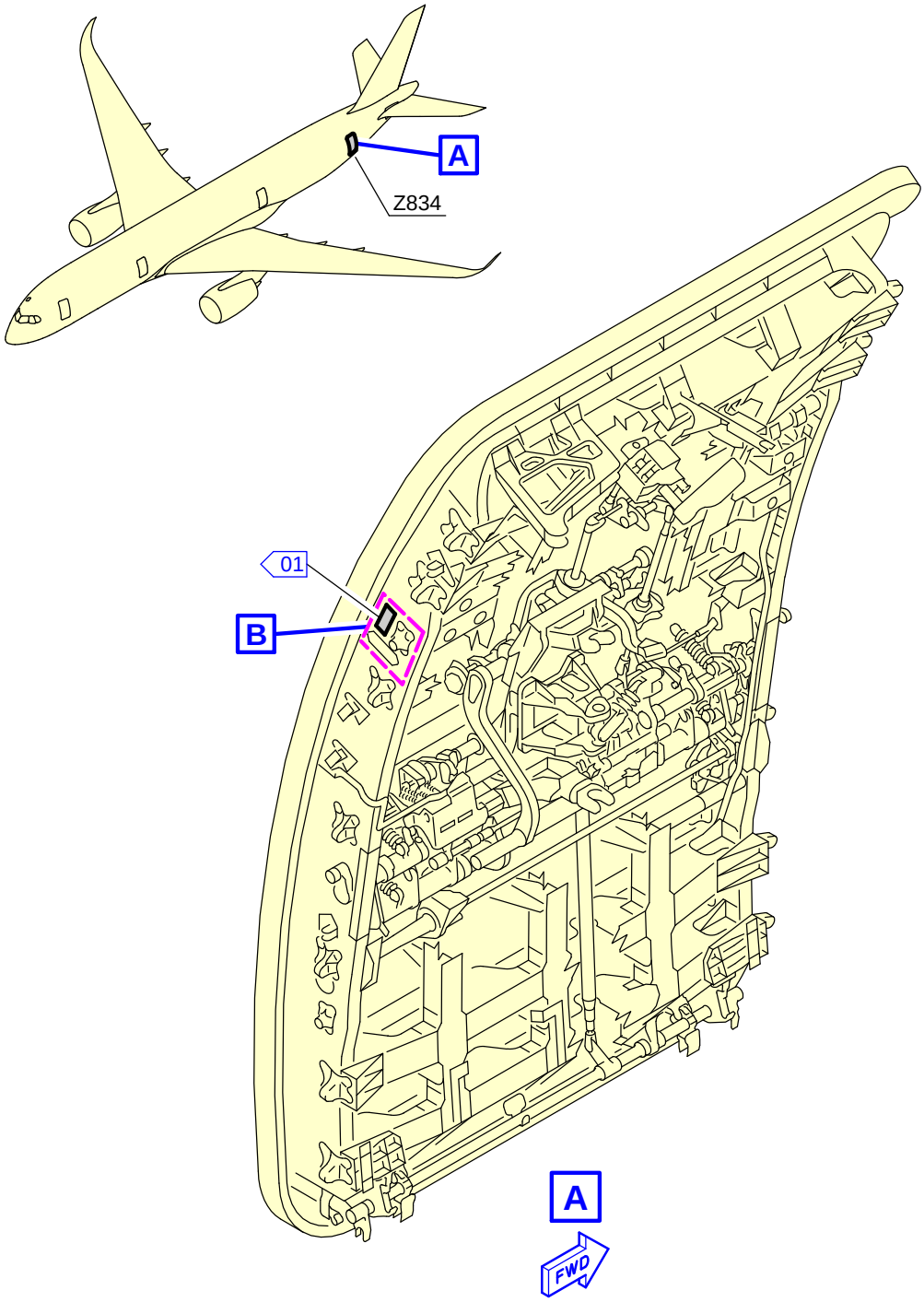

NOTE:

01 BECAUSE OF THE AIRCRAFT CONFIGURATION, THE LOCATION OF THE PLATE CAN CHANGE IN THIS AREA.

ICN-A350-A-52XXP049-A-FAPE3-05RZ4-A-001-01

Figure ICN-A350-A-52XXP049-A-FAPE3-05RZ4-A-001-01 SHEET 1/2

CONF 001 002

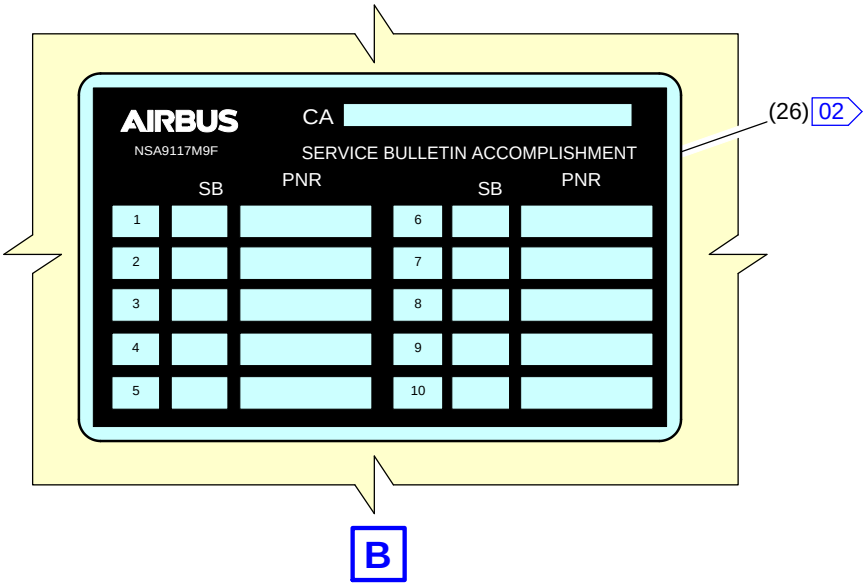

NOTE:

02 THE HORIZONTAL OR VERTICAL POSITION OF THE PLATE, ITEM (26), CAN CHANGE BECAUSE OF THE AIRCRAFT CONFIGURATION.

ICN-A350-A-52XXP049-A-FAPE3-05RZ5-A-001-01

Figure ICN-A350-A-52XXP049-A-FAPE3-05RZ5-A-001-01 SHEET 2/2

CONF 004-010 012 013 016 017 019 025 026

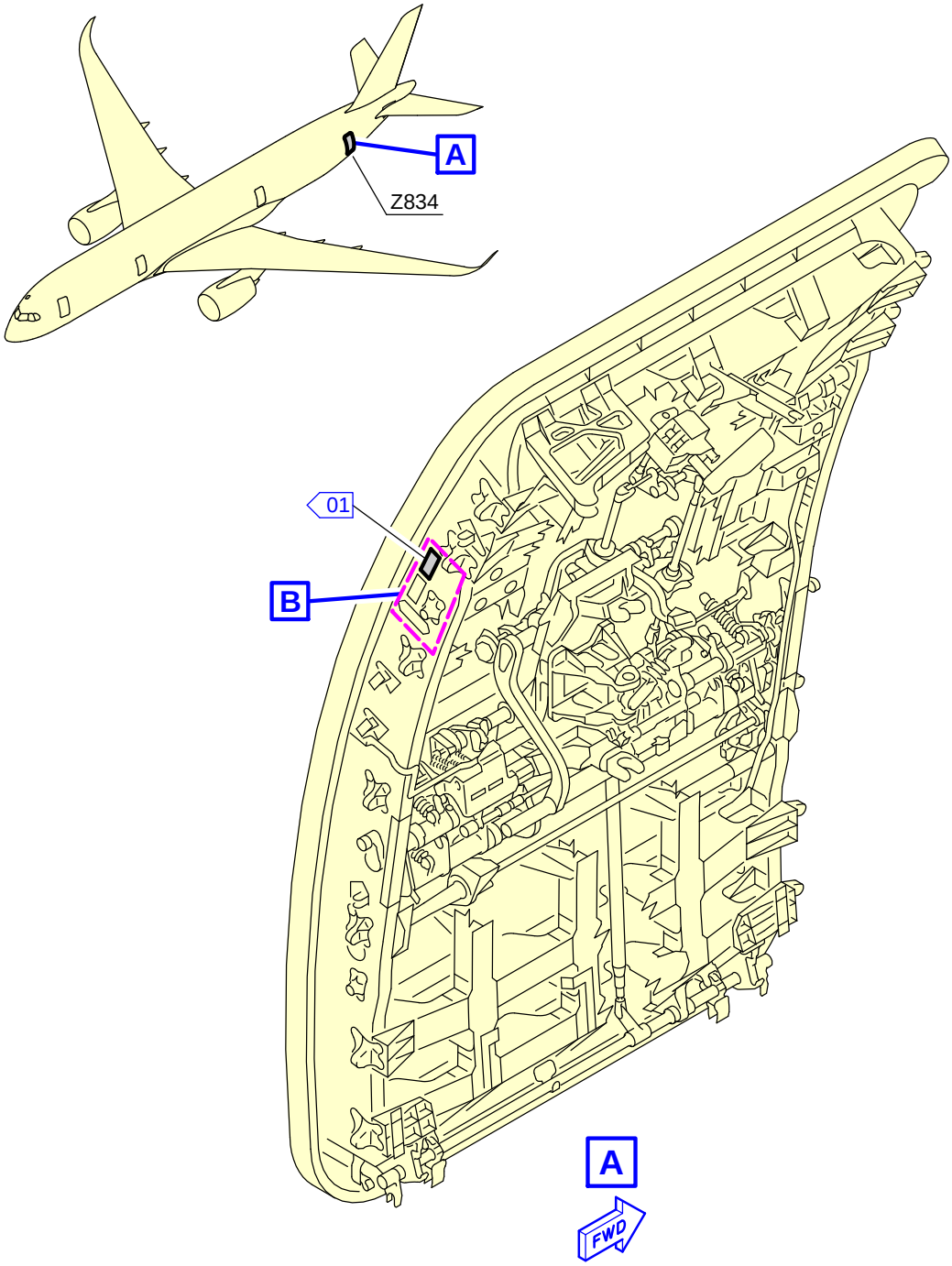

NOTE:

01 BECAUSE OF THE AIRCRAFT CONFIGURATION, THE LOCATION OF THE PLATE CAN CHANGE IN THIS AREA.

ICN-A350-A-52XXP049-A-FAPE3-05RZ6-A-001-01

Figure ICN-A350-A-52XXP049-A-FAPE3-05RZ6-A-001-01 SHEET 1/2

CONF 004-010 012 013 016 017 019 025 026

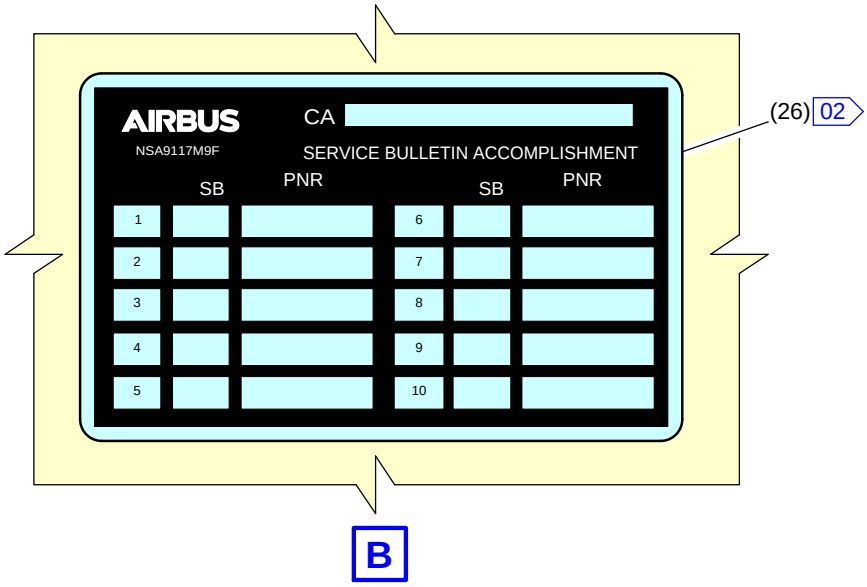

NOTE:

02 THE HORIZONTAL OR VERTICAL POSITION OF THE PLATE, ITEM (26), CAN CHANGE BECAUSE OF THE AIRCRAFT CONFIGURATION.

ICN-A350-A-52XXP049-A-FAPE3-05RZ7-A-001-01

Figure ICN-A350-A-52XXP049-A-FAPE3-05RZ7-A-001-01 SHEET 2/2

CONF 001 002

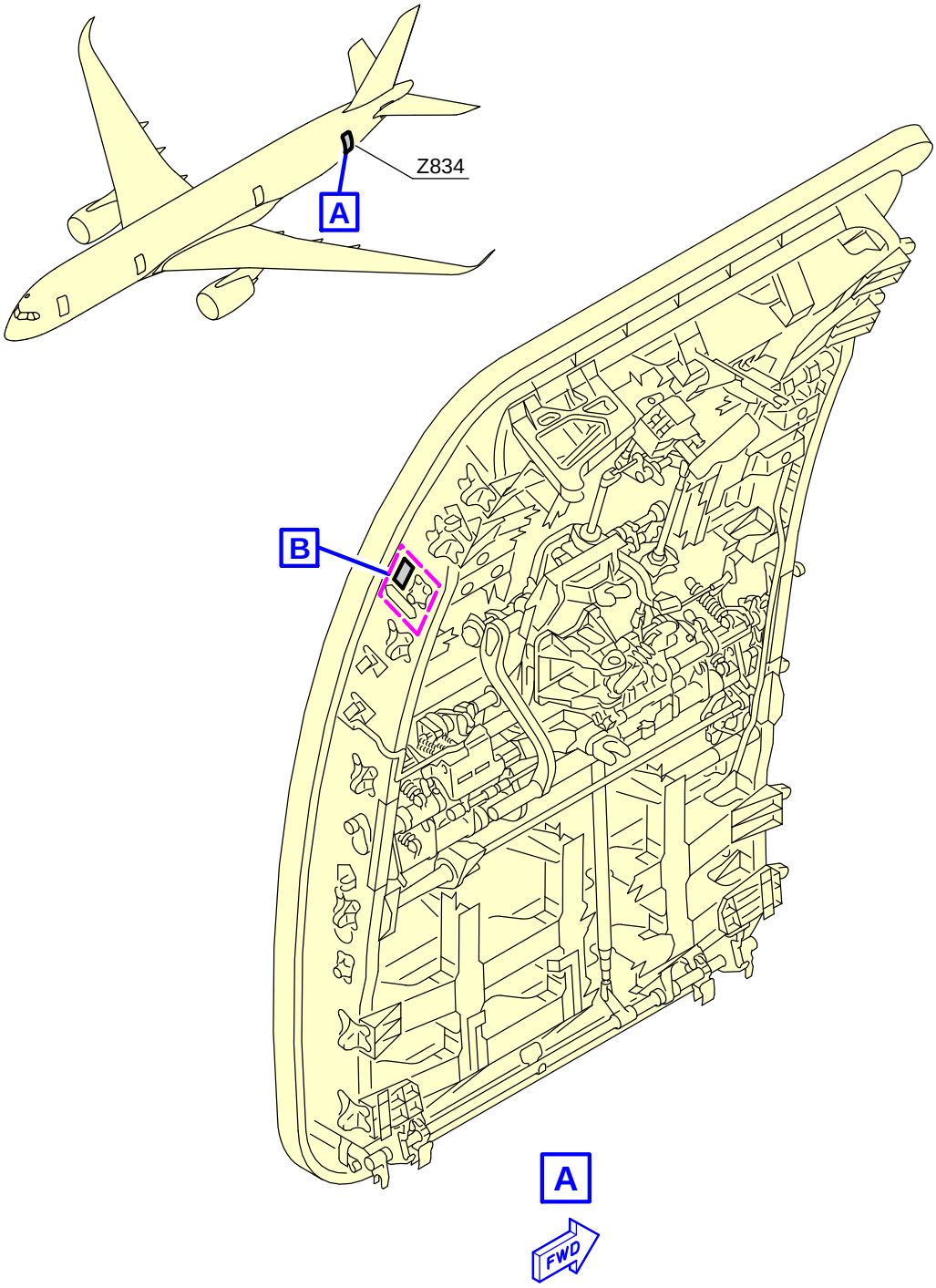

ICN-A350-A-52XXP049-A-FAPE3-05S0S-A-001-01

Figure ICN-A350-A-52XXP049-A-FAPE3-05S0S-A-001-01 SHEET 1/2

CONF 001 002

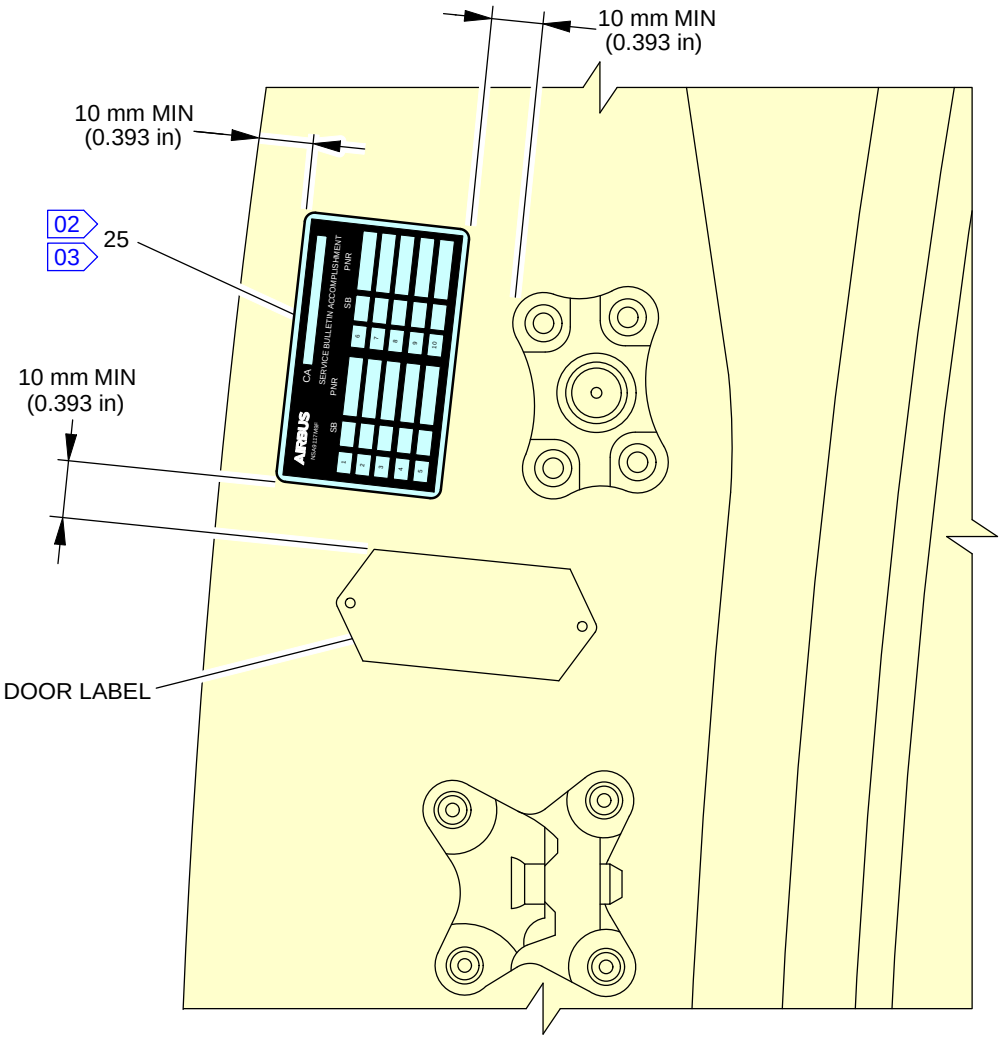

NOTE:

01 BEFORE THE BONDING OF THE PLATE, CLEAN THE SURFACE WITH MATERIALS No 08BAA9 AND No 14SBA1.

02 BOND THE PLATE, ITEM 25, WITH MATERIAL No 05EJL9 ABOVE THE DOOR LABEL, WHERE SPACE IS AVAILABLE.

03 PROTECT THE PLATE, ITEM 25, WITH MATERIAL No 04SBA3.

ICN-A350-A-52XXP049-A-FAPE3-05S0T-A-001-01

Figure ICN-A350-A-52XXP049-A-FAPE3-05S0T-A-001-01 SHEET 2/2

CONF 004-010 012 013 016 017 019 025 026

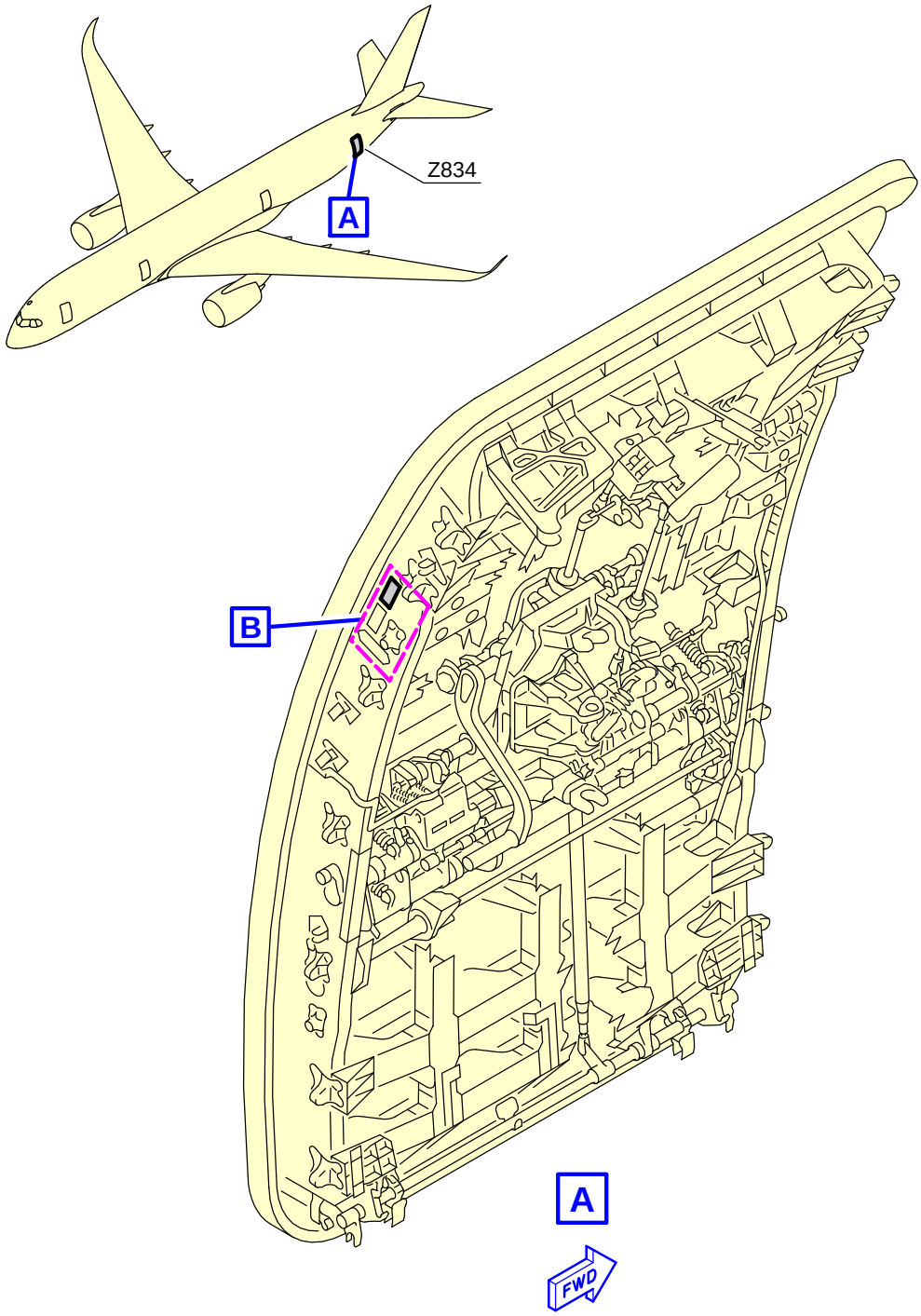

ICN-A350-A-52XXP049-A-FAPE3-05S0U-A-001-01

Figure ICN-A350-A-52XXP049-A-FAPE3-05S0U-A-001-01 SHEET 1/2

CONF 004-010 012 013 016 017 019 025 026

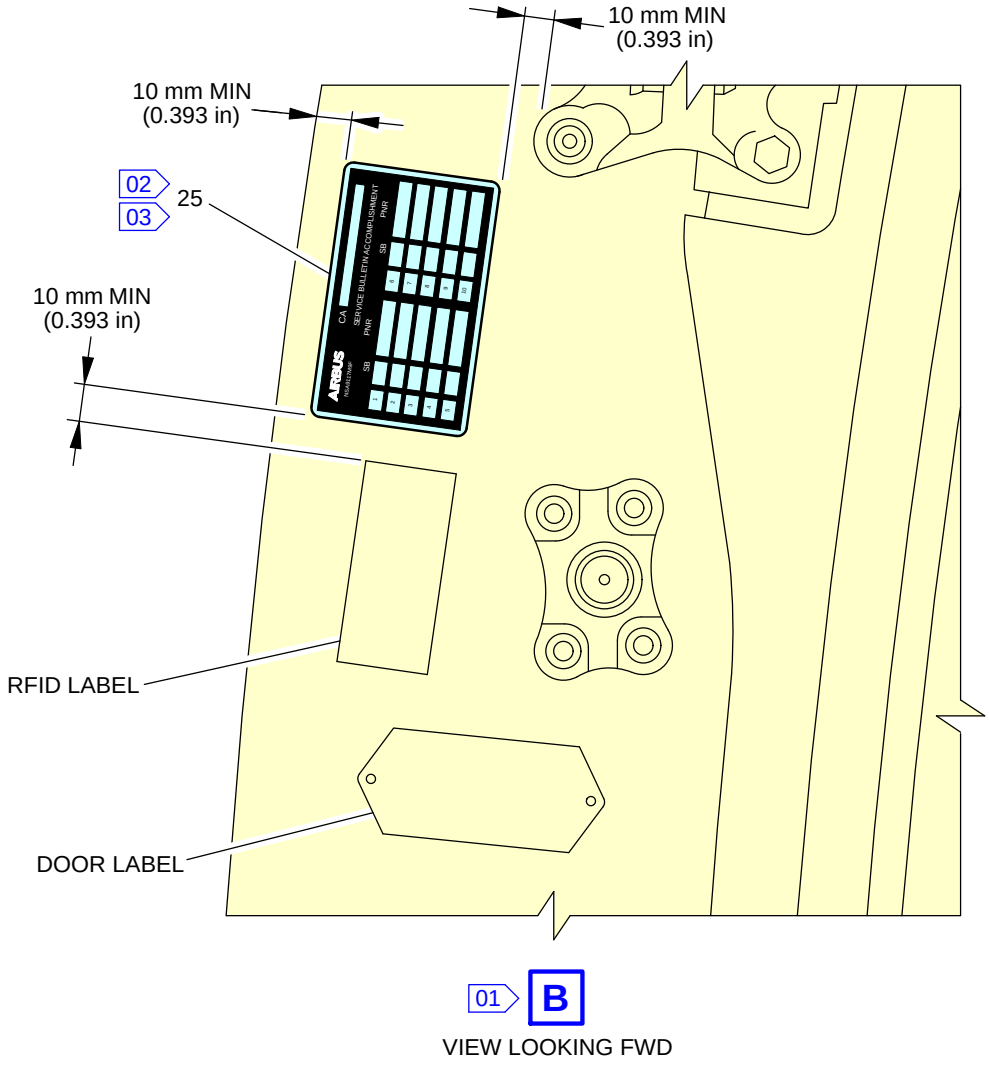

NOTE:

01 BEFORE THE BONDING OF THE PLATE, CLEAN THE SURFACE WITH MATERIALS No 08BAA9 AND No 14SBA1.

02 BOND THE PLATE, ITEM 25, WITH MATERIAL No 05EJL9 ABOVE THE RFID LABEL, WHERE SPACE IS AVAILABLE.

03 PROTECT THE PLATE, ITEM 25, WITH MATERIAL No 04SBA3.

ICN-A350-A-52XXP049-A-FAPE3-05S0V-A-001-01

Figure ICN-A350-A-52XXP049-A-FAPE3-05S0V-A-001-01 SHEET 2/2

CONF 001 002 004-006 008-012 017 019 025 026

(25) Task A350-A-52-XX-P049-08001-900A-A (A350-A-52-XX-P049-08ZZZ-900Z-A)
Re-Identify the PAX/Crew Door 4, RH Side

Job Set-Up Information

Working Area

Impacted Zone	Access / Work Location	
844	Access	Door 844

Manpower/Resources/Skills

Man-hours	0.25 h
Minimum Number of person	1
Elapsed Time	0.25 h
Skills	Airframe

Material necessary to do the job

Consumables

ITEM	REFERENCE CML	DESCRIPTION	DRAWING	SEE NOTES
	04SBA3	Varnish Polyurethane - Low VOC - External Structure		
	05EJL9	Epoxy Adhesive - Metal to metal - Legacy		
	08BAA9	Non Aqueous Cleaner - General		
	14SBA1	Textile - Lint free Cotton		

Components

ITEM	PART No.	QTY (UM)	KEYWORD	DRAWING	SEE NOTES
25	NSA9117M9F	1	PLATE		(1) (2) (3)

NOTE(S)

(1): The components listed above are not an AIRBUS Kit, the required parts must be ordered as necessary through the given channel.

(2): This item has a Shelf Life of less than or equal to 24 months and must be ordered when you intend to accomplish the Service Bulletin.

(3): The components listed above are only necessary if the identification plate is not installed. The quantity of these items is to be ordered as required.

Referenced Information

Manuals/Drawings	References/Sheets
ASR	A350-A-51-77-11-00ZZZ-660Z-A
MP	A350-A-11-XX-XX-00ZZZ-691Z-A
SD	A350-A-06-3X-XX-01ZZZ-04CZ-A
CML	CONSUMABLE MATERIAL LIST (CML)
PMS	01-06-12

Procedure

(a) Standard practices given in this procedure:

1 For identification of zones, refer to Ref. SD A350-A-06-3X-XX-01ZZZ-04CZ-A.

2 For the specification of Material application codes given in this Service Bulletin, refer to the Ref. CML.

3 Do the cleaning process in accordance with Ref. ASR A350-A-51-77-11-00ZZZ-660Z-A.

4 For the re-identification of parts using indelible link, refer to Ref. PMS 01-06-12.

5 For the installation of placards, refer to Ref. MP A350-A-11-XX-XX-00ZZZ-691Z-A.

(b) Make sure that the identification plate, item (26), is installed, refer to Ref. Fig. Inspection of the Installed Door Plate 4 RH.

1 If the identification plate is installed, cross out its Configured Spare Component (CSC) number.

2 If the identification plate is not installed, install the new identification plate, item 25, refer to Ref. Fig. Installation of the Door Plate 4 RH.

a Clean the surface of the installation area of the plate with:

Textile - Lint free Cotton and	14SBA1	
Non Aqueous Cleaner - General	08BAA9	

b Bond the new identification plate:

1	PLATE-IDENTIFICATION with:	NSA9117M9F	Item 25
	Epoxy Adhesive - Metal to metal - Legacy	05EJL9	

c Cross out the old CSC number on the door label.

(c) Mark the new CSC number on the door label, refer to Ref. Fig. Installation of the Door Plate 4 RH.

1 Identify the CSC number at aircraft delivery on the original door identification plate.

2 Identify which Service Bulletins have been accomplished on the door before.

3 Identify the new door CSC number in accordance with the Service Bulletin Information Trasmission (SBIT) No. 20-0049, using as inputs the CSC number at aircraft delivery, the Service Bulletins that have been accomplished on the door before and this Service Bulletin.

4 Mark the new CSC number of the door and the Service Bulletin number on the door label.

(d) Protect identification plate, refer to Ref. Fig. Installation of the Door Plate 4 RH, with:

Varnish Polyurethane - Low VOC - External Structure	04SBA3

CONF 001 002

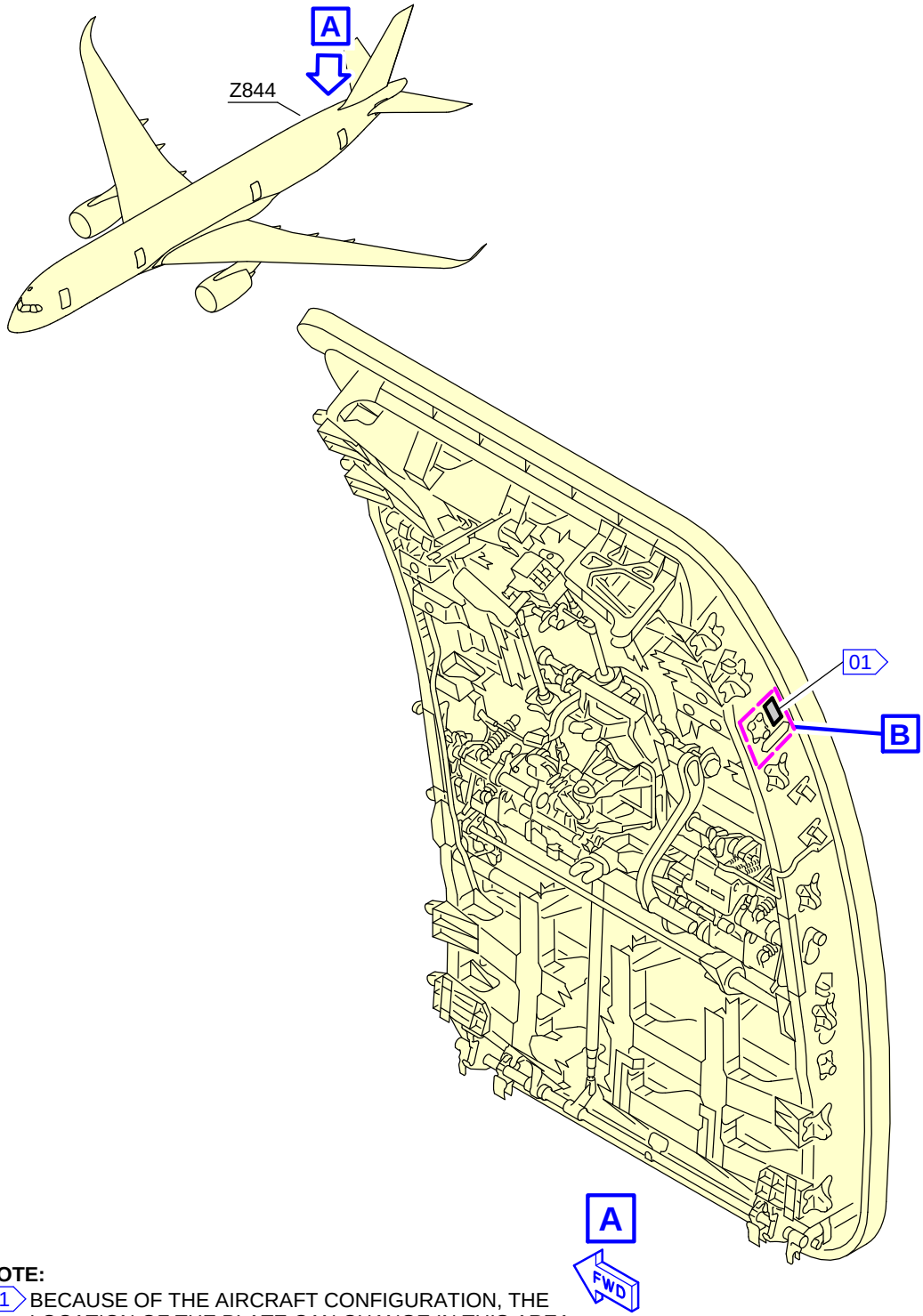

NOTE:

01 BECAUSE OF THE AIRCRAFT CONFIGURATION, THE LOCATION OF THE PLATE CAN CHANGE IN THIS AREA.

ICN-A350-A-52XXP049-A-FAPE3-05RZ8-A-001-01

Figure ICN-A350-A-52XXP049-A-FAPE3-05RZ8-A-001-01 SHEET 1/2

CONF 001 002

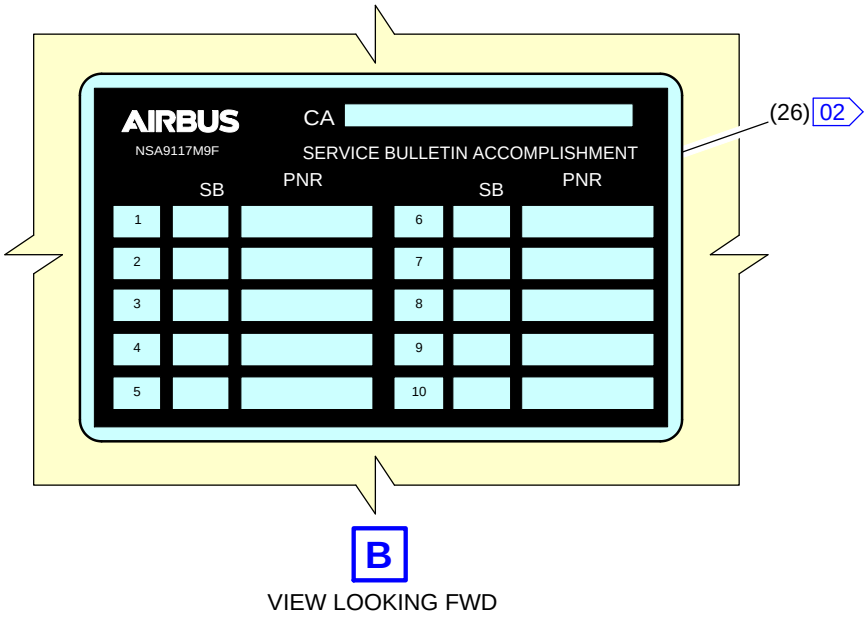

NOTE:

02 THE HORIZONTAL OR VERTICAL POSITION OF THE PLATE, ITEM (26), CAN CHANGE BECAUSE OF THE AIRCRAFT CONFIGURATION.

ICN-A350-A-52XXP049-A-FAPE3-05RZ9-A-001-01

Figure ICN-A350-A-52XXP049-A-FAPE3-05RZ9-A-001-01 SHEET 2/2

CONF 004-006 008-012 017 019 025 026

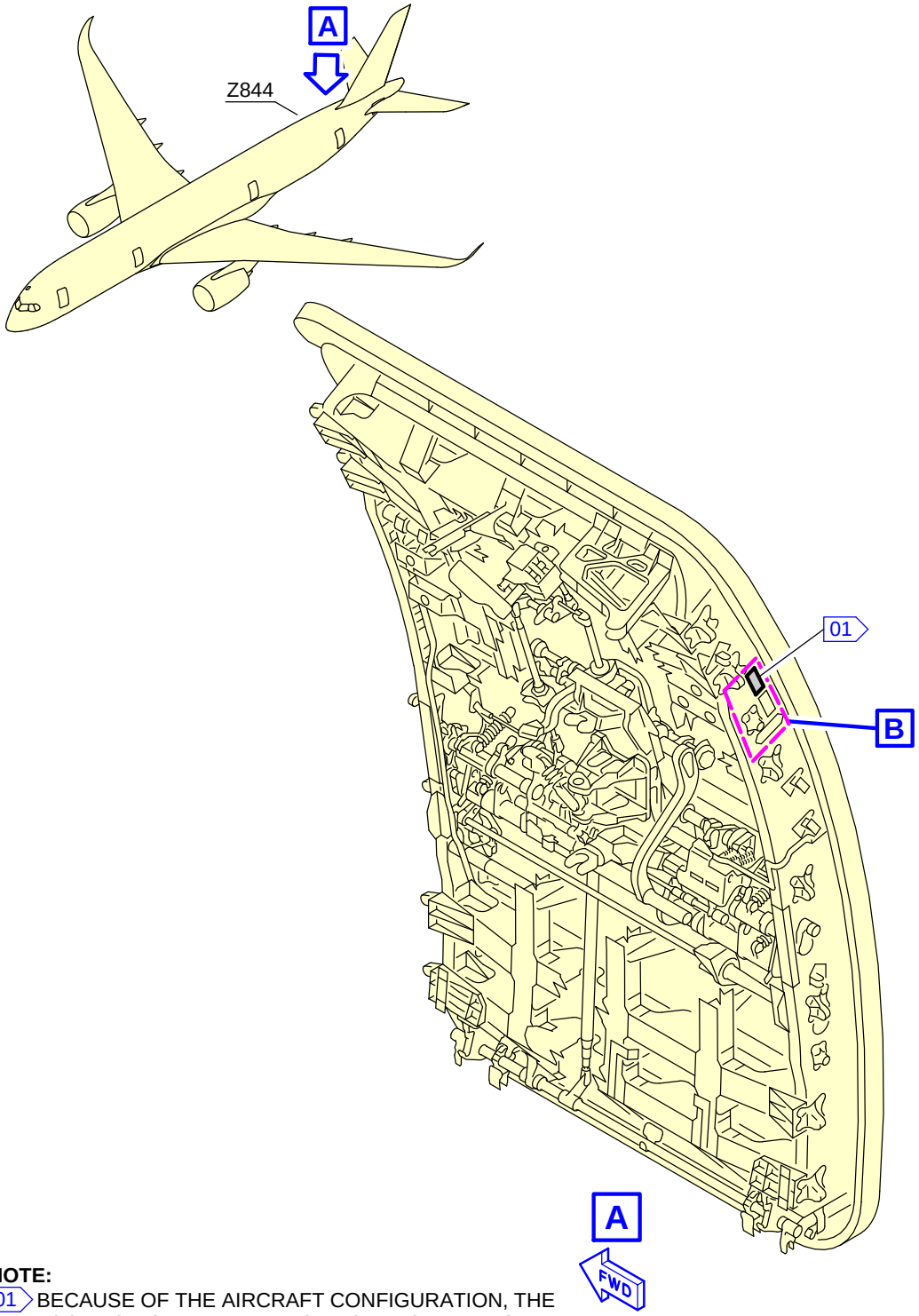

NOTE:

01 BECAUSE OF THE AIRCRAFT CONFIGURATION, THE LOCATION OF THE PLATE CAN CHANGE IN THIS AREA.

ICN-A350-A-52XXP049-A-FAPE3-05RZA-A-001-01

Figure ICN-A350-A-52XXP049-A-FAPE3-05RZA-A-001-01 SHEET 1/2

CONF 004-006 008-012 017 019 025 026

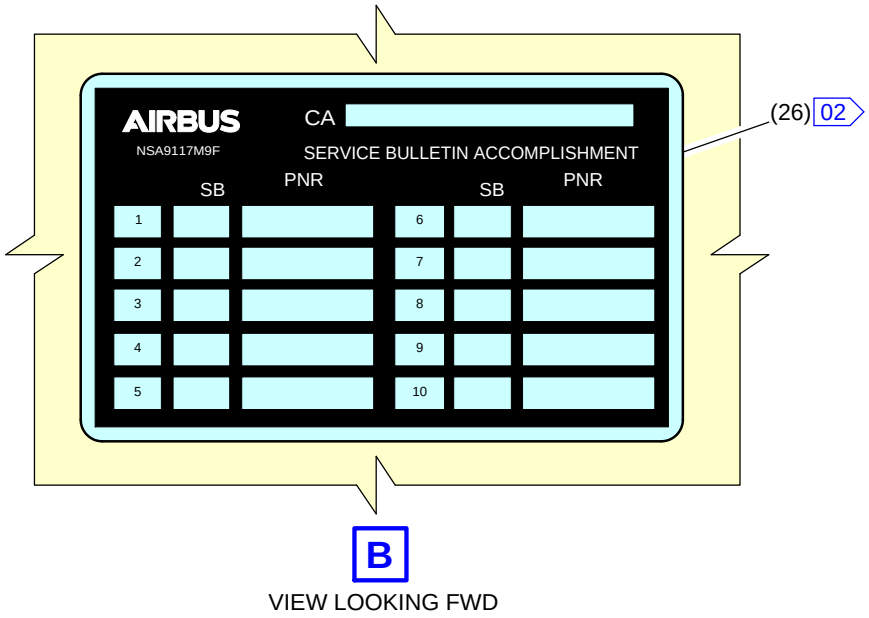

NOTE:

02 THE HORIZONTAL OR VERTICAL POSITION OF THE PLATE, ITEM (26), CAN CHANGE BECAUSE OF THE AIRCRAFT CONFIGURATION.

ICN-A350-A-52XXP049-A-FAPE3-05RZB-A-001-01

Figure ICN-A350-A-52XXP049-A-FAPE3-05RZB-A-001-01 SHEET 2/2

CONF 001 002

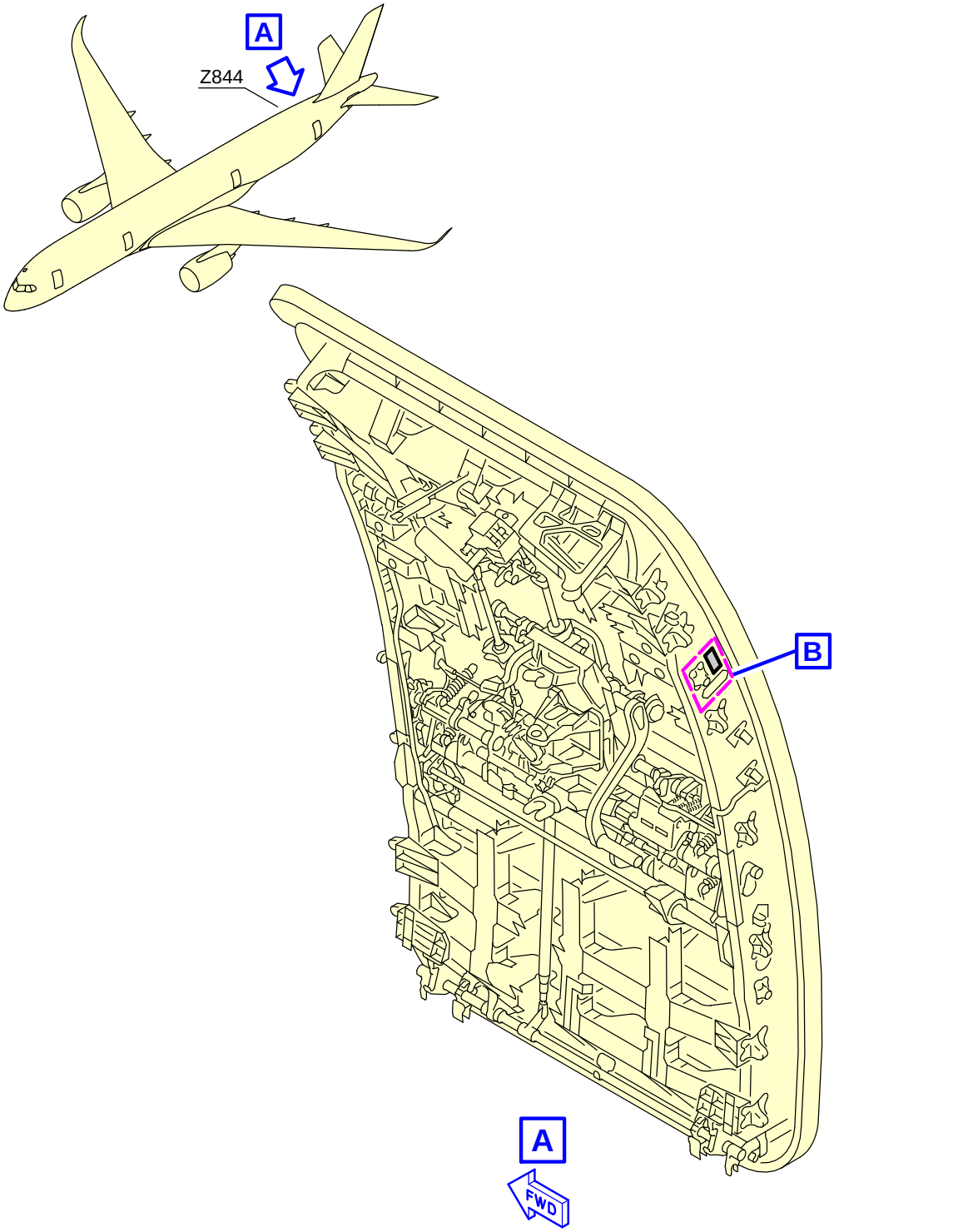

ICN-A350-A-52XXP049-A-FAPE3-05S1D-A-001-01

Figure ICN-A350-A-52XXP049-A-FAPE3-05S1D-A-001-01 SHEET 1/2

CONF 001 002

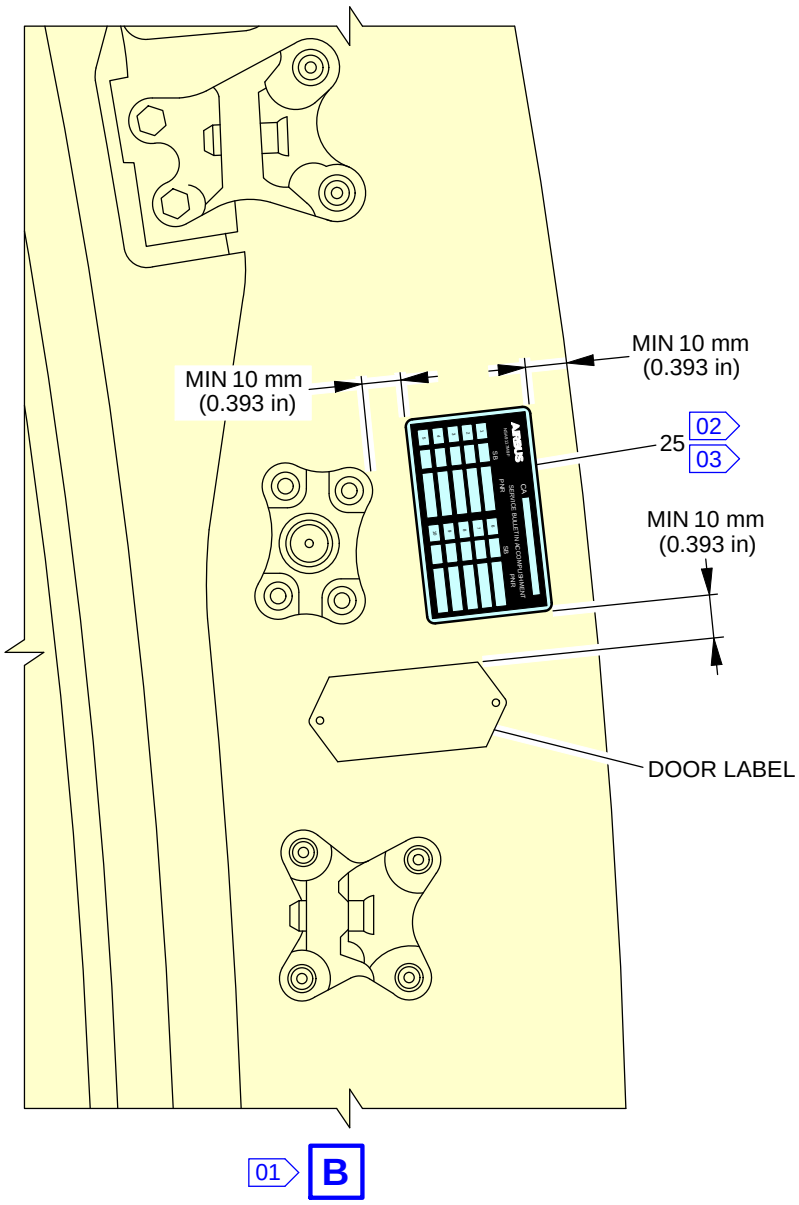

NOTE:

01 BEFORE THE BONDING OF THE PLATE, CLEAN THE SURFACE WITH MATERIALS No 08BAA9 AND No 14SBA1.

02 BOND THE PLATE, ITEM 25, WITH MATERIAL No 05EJL9 ABOVE THE DOOR LABEL, WHERE SPACE IS AVAILABLE.

03 PROTECT THE PLATE, ITEM 25, WITH MATERIAL No 04SBA3.

ICN-A350-A-52XXP049-A-FAPE3-05S1E-A-001-01

Figure ICN-A350-A-52XXP049-A-FAPE3-05S1E-A-001-01 SHEET 2/2

CONF 004-006 008-012 017 019 025 026

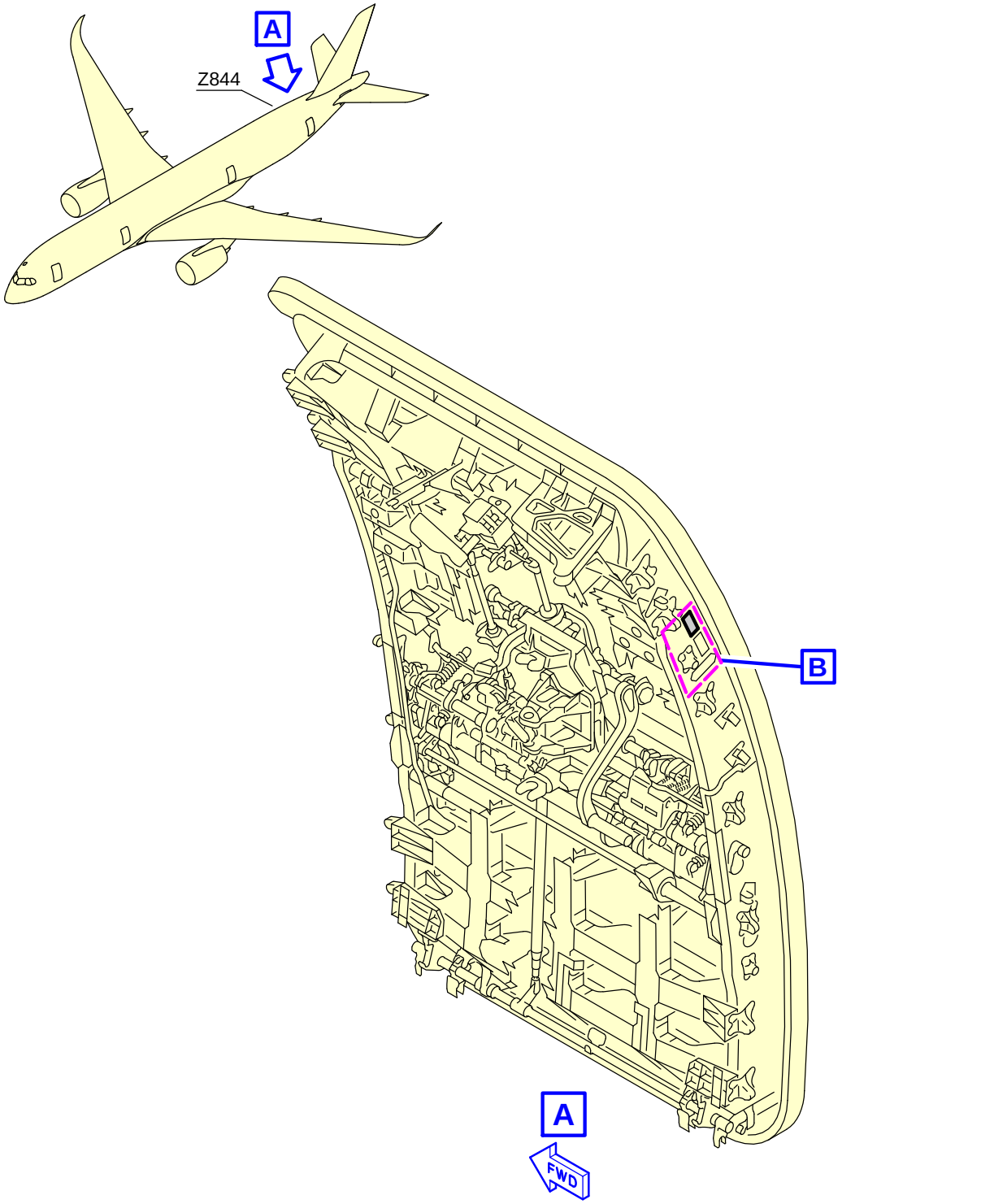

ICN-A350-A-52XXP049-A-FAPE3-05S1F-A-001-01

Figure ICN-A350-A-52XXP049-A-FAPE3-05S1F-A-001-01 SHEET 1/2

CONF 004-006 008-012 017 019 025 026

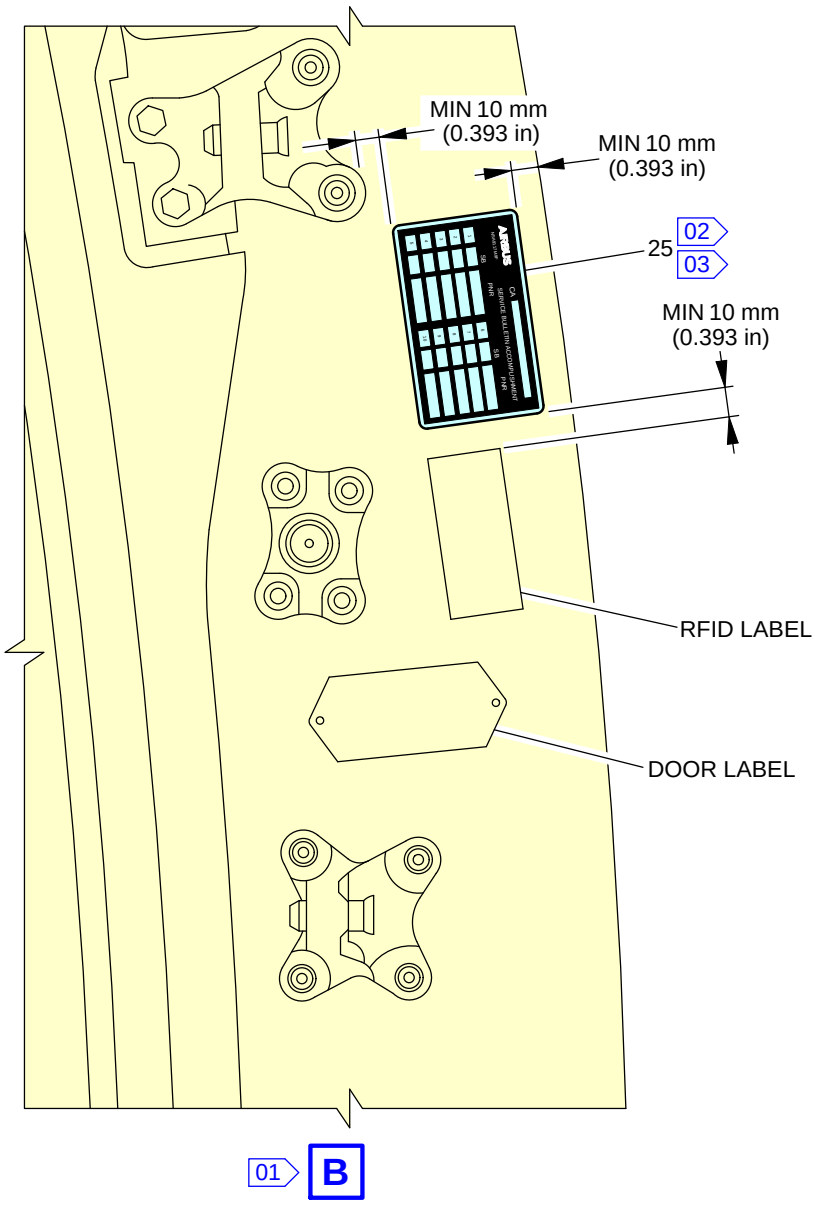

NOTE:

01 BEFORE THE BONDING OF THE PLATE, CLEAN THE SURFACE WITH MATERIALS No 08BAA9 AND No 14SBA1.

02 BOND THE PLATE, ITEM 25, WITH MATERIAL No 05EJL9 ABOVE THE RFID LABEL, WHERE SPACE IS AVAILABLE.

03 PROTECT THE PLATE, ITEM 25, WITH MATERIAL No 04SBA3.

ICN-A350-A-52XXP049-A-FAPE3-05S1G-A-001-01

Figure ICN-A350-A-52XXP049-A-FAPE3-05S1G-A-001-01 SHEET 2/2

CONF ALL

D. PREPARATION FOR TEST

None

E. TEST

CONF 001 025

(1) Task A350-A-52-XX-P049-03001-300A-A (A350-A-52-XX-P049-03ZZZ-300Z-A) Test

Job Set-Up Information

Manpower/Resources/Skills

Man-hours	0.80 h
Minimum Number of person	1
Elapsed Time	0.80 h

Referenced Information

Manuals/Drawings	References/Sheets
MP	A350-A-52-11-73-A6ZZZ-720Z-A A350-A-52-12-73-A6ZZZ-720Z-A A350-A-52-13-73-A6ZZZ-720Z-A

Procedure

(a) Do the test procedure as specified after the installation of the actuator of PAX/ crew door (FIN 5011MP1 and FIN 5011MP2), refer to Ref. MP A350-A-52-11-73-A6ZZZ-720Z-A.

(b) Do the test procedure as specified after the installation of the actuator of PAX/ crew door (FIN 5012MP1, FIN 5012MP2, FIN 5012MP3 and FIN 5012MP4), refer to Ref. MP A350-A-52-12-73-A6ZZZ-720Z-A.

(c) Do the test procedure as specified after the installation of the actuator of PAX/ crew door (FIN 5013MP1 and FIN 5013MP2), refer to Ref. MP A350-A-52-13-73-A6ZZZ-720Z-A.

CONF 002 026

(1) Task A350-A-52-XX-P049-03002-300A-A (A350-A-52-XX-P049-03ZZZ-300Z-A) Test

Job Set-Up Information

Manpower/Resources/Skills

Man-hours	0.70 h
Minimum Number of person	1
Elapsed Time	0.70 h

Referenced Information

Manuals/Drawings	References/Sheets
MP	A350-A-52-11-73-A6ZZZ-720Z-A A350-A-52-12-73-A6ZZZ-720Z-A A350-A-52-13-73-A6ZZZ-720Z-A

Procedure

(a) Do the test procedure as specified after the installation of the actuator of PAX/ crew door (FIN 5011MP1 and FIN 5011MP2), refer to Ref. MP A350-A-52-11-73-A6ZZZ-720Z-A.

(b) Do the test procedure as specified after the installation of the actuator of PAX/ crew door (FIN 5012MP1, FIN 5012MP3 and FIN 5012MP4), refer to Ref. MP A350-A-52-12-73-A6ZZZ-720Z-A.

(c) Do the test procedure as specified after the installation of the actuator of PAX/ crew door (FIN 5013MP1 and FIN 5013MP2), refer to Ref. MP A350-A-52-13-73-A6ZZZ-720Z-A.

CONF 003

(1) Task A350-A-52-XX-P049-03003-300A-A (A350-A-52-XX-P049-03ZZZ-300Z-A) Test

Job Set-Up Information

Manpower/Resources/Skills

Man-hours	0.60 h
Minimum Number of person	1
Elapsed Time	0.60 h

Referenced Information

Manuals/Drawings	References/Sheets
MP	A350-A-52-11-73-A6ZZZ-720Z-A A350-A-52-12-73-A6ZZZ-720Z-A

Procedure

(a) Do the test procedure as specified after the installation of the actuator of PAX/ crew door (FIN 5011MP1 and FIN 5011MP2), refer to Ref. MP A350-A-52-11-73-A6ZZZ-720Z-A.

(b) Do the test procedure as specified after the installation of the actuator of PAX/ crew door (FIN 5012MP1, FIN 5012MP2, FIN 5012MP3 and FIN 5012MP4), refer to Ref. MP A350-A-52-12-73-A6ZZZ-720Z-A.

CONF 004

(1) Task A350-A-52-XX-P049-03004-300A-A (A350-A-52-XX-P049-03ZZZ-300Z-A) Test

Job Set-Up Information

Manpower/Resources/Skills

Man-hours	0.50 h
Minimum Number of person	1
Elapsed Time	0.50 h

Referenced Information

Manuals/Drawings	References/Sheets
MP	A350-A-52-12-73-A6ZZZ-720Z-A A350-A-52-13-73-A6ZZZ-720Z-A

Procedure

(a) Do the test procedure as specified after the installation of the actuator of PAX/ crew door (FIN 5012MP1, FIN 5012MP2 and FIN 5012MP3), refer to Ref. MP A350-A-52-12-73-A6ZZZ-720Z-A.

(b) Do the test procedure as specified after the installation of the actuator of PAX/ crew door (FIN 5013MP1 and FIN 5013MP2), refer to Ref. MP A350-A-52-13-73-A6ZZZ-720Z-A.

CONF 005

(1) Task A350-A-52-XX-P049-03005-300A-A (A350-A-52-XX-P049-03ZZZ-300Z-A) Test

Job Set-Up Information

Manpower/Resources/Skills

Man-hours	0.70 h
Minimum Number of person	1
Elapsed Time	0.70 h

Referenced Information

Manuals/Drawings	References/Sheets
MP	A350-A-52-11-73-A6ZZZ-720Z-A A350-A-52-12-73-A6ZZZ-720Z-A A350-A-52-13-73-A6ZZZ-720Z-A

Procedure

(a) Do the test procedure as specified after the installation of the actuator of PAX/ crew door (FIN 5011MP1), refer to Ref. MP A350-A-52-11-73-A6ZZZ-720Z-A.

(b) Do the test procedure as specified after the installation of the actuator of PAX/ crew door (FIN 5012MP1, FIN 5012MP2, FIN 5012MP3 and FIN 5012MP4), refer to Ref. MP A350-A-52-12-73-A6ZZZ-720Z-A.

(c) Do the test procedure as specified after the installation of the actuator of PAX/ crew door (FIN 5013MP1 and FIN 5013MP2), refer to Ref. MP A350-A-52-13-73-A6ZZZ-720Z-A.

CONF 006

(1) Task A350-A-52-XX-P049-03006-300A-A (A350-A-52-XX-P049-03ZZZ-300Z-A) Test

Job Set-Up Information

Manpower/Resources/Skills

Man-hours	0.60 h
Minimum Number of person	1
Elapsed Time	0.60 h

Referenced Information

Manuals/Drawings	References/Sheets
MP	A350-A-52-11-73-A6ZZZ-720Z-A A350-A-52-12-73-A6ZZZ-720Z-A A350-A-52-13-73-A6ZZZ-720Z-A

Procedure

(a) Do the test procedure as specified after the installation of the actuator of PAX/ crew door (FIN 5011MP2), refer to Ref. MP A350-A-52-11-73-A6ZZZ-720Z-A.

(b) Do the test procedure as specified after the installation of the actuator of PAX/ crew door (FIN 5012MP2, FIN 5012MP3 and FIN 5012MP4), refer to Ref. MP A350-A-52-12-73-A6ZZZ-720Z-A.

(c) Do the test procedure as specified after the installation of the actuator of PAX/ crew door (FIN 5013MP1 and FIN 5013MP2), refer to Ref. MP A350-A-52-13-73-A6ZZZ-720Z-A.

CONF 007

(1) Task A350-A-52-XX-P049-03007-300A-A (A350-A-52-XX-P049-03ZZZ-300Z-A) Test

Job Set-Up Information

Manpower/Resources/Skills

Man-hours	0.60 h
Minimum Number of person	1
Elapsed Time	0.60 h

Referenced Information

Manuals/Drawings	References/Sheets
MP	A350-A-52-11-73-A6ZZZ-720Z-A A350-A-52-12-73-A6ZZZ-720Z-A A350-A-52-13-73-A6ZZZ-720Z-A

Procedure

(a) Do the test procedure as specified after the installation of the actuator of PAX/ crew door (FIN 5011MP1), refer to Ref. MP A350-A-52-11-73-A6ZZZ-720Z-A.

(b) Do the test procedure as specified after the installation of the actuator of PAX/ crew door (FIN 5012MP1, FIN 5012MP2, FIN 5012MP3 and FIN 5012MP4), refer to Ref. MP A350-A-52-12-73-A6ZZZ-720Z-A.

(c) Do the test procedure as specified after the installation of the actuator of PAX/ crew door (FIN 5013MP1), refer to Ref. MP A350-A-52-13-73-A6ZZZ-720Z-A.

CONF 008

(1) Task A350-A-52-XX-P049-03008-300A-A (A350-A-52-XX-P049-03ZZZ-300Z-A) Test

Job Set-Up Information

Manpower/Resources/Skills

Man-hours	0.70 h
Minimum Number of person	1
Elapsed Time	0.70 h

Referenced Information

Manuals/Drawings	References/Sheets
MP	A350-A-52-11-73-A6ZZZ-720Z-A A350-A-52-12-73-A6ZZZ-720Z-A A350-A-52-13-73-A6ZZZ-720Z-A

Procedure

(a) Do the test procedure as specified after the installation of the actuator of PAX/ crew door (FIN 5011MP2), refer to Ref. MP A350-A-52-11-73-A6ZZZ-720Z-A.

(b) Do the test procedure as specified after the installation of the actuator of PAX/ crew door (FIN 5012MP1, FIN 5012MP2, FIN 5012MP3 and FIN 5012MP4), refer to Ref. MP A350-A-52-12-73-A6ZZZ-720Z-A.

(c) Do the test procedure as specified after the installation of the actuator of PAX/ crew door (FIN 5013MP1 and FIN 5013MP2), refer to Ref. MP A350-A-52-13-73-A6ZZZ-720Z-A.

CONF 009

(1) Task A350-A-52-XX-P049-03009-300A-A (A350-A-52-XX-P049-03ZZZ-300Z-A) Test

Job Set-Up Information

Manpower/Resources/Skills

Man-hours	0.20 h
Minimum Number of person	1
Elapsed Time	0.20 h

Referenced Information

Manuals/Drawings	References/Sheets
MP	A350-A-52-13-73-A6ZZZ-720Z-A

Procedure

(a) Do the test procedure as specified after the installation of the actuator of PAX/ crew door (FIN 5013MP1 and FIN 5013MP2), refer to Ref. MP A350-A-52-13-73-A6ZZZ-720Z-A.

CONF 010

(1) Task A350-A-52-XX-P049-03010-300A-A (A350-A-52-XX-P049-03ZZZ-300Z-A) Test

Job Set-Up Information

Manpower/Resources/Skills

Man-hours	0.60 h
Minimum Number of person	1
Elapsed Time	0.60 h

Referenced Information

Manuals/Drawings	References/Sheets
MP	A350-A-52-11-73-A6ZZZ-720Z-A A350-A-52-12-73-A6ZZZ-720Z-A A350-A-52-13-73-A6ZZZ-720Z-A

Procedure

(a) Do the test procedure as specified after the installation of the actuator of PAX/ crew door (FIN 5011MP1 and FIN 5011MP2), refer to Ref. MP A350-A-52-11-73-A6ZZZ-720Z-A.

(b) Do the test procedure as specified after the installation of the actuator of PAX/ crew door (FIN 5012MP2 and FIN 5012MP4), refer to Ref. MP A350-A-52-12-73-A6ZZZ-720Z-A.

(c) Do the test procedure as specified after the installation of the actuator of PAX/ crew door (FIN 5013MP1 and FIN 5013MP2), refer to Ref. MP A350-A-52-13-73-A6ZZZ-720Z-A.

CONF 011

(1) Task A350-A-52-XX-P049-03011-300A-A (A350-A-52-XX-P049-03ZZZ-300Z-A) Test

Job Set-Up Information

Manpower/Resources/Skills

Man-hours	0.70 h
Minimum Number of person	1
Elapsed Time	0.70 h

Referenced Information

Manuals/Drawings	References/Sheets
MP	A350-A-52-11-73-A6ZZZ-720Z-A A350-A-52-12-73-A6ZZZ-720Z-A A350-A-52-13-73-A6ZZZ-720Z-A

Procedure

(a) Do the test procedure as specified after the installation of the actuator of PAX/ crew door (FIN 5011MP1 and FIN 5011MP2), refer to Ref. MP A350-A-52-11-73-A6ZZZ-720Z-A.

(b) Do the test procedure as specified after the installation of the actuator of PAX/ crew door (FIN 5012MP1, FIN 5012MP2, FIN 5012MP3 and FIN 5012MP4), refer to Ref. MP A350-A-52-12-73-A6ZZZ-720Z-A.

(c) Do the test procedure as specified after the installation of the actuator of PAX/ crew door (FIN 5013MP2), refer to Ref. MP A350-A-52-13-73-A6ZZZ-720Z-A.

CONF 012

(1) Task A350-A-52-XX-P049-03012-300A-A (A350-A-52-XX-P049-03ZZZ-300Z-A) Test

Job Set-Up Information

Manpower/Resources/Skills

Man-hours	0.70 h
Minimum Number of person	1
Elapsed Time	0.70 h

Referenced Information

Manuals/Drawings	References/Sheets
MP	A350-A-52-11-73-A6ZZZ-720Z-A A350-A-52-12-73-A6ZZZ-720Z-A A350-A-52-13-73-A6ZZZ-720Z-A

Procedure

(a) Do the test procedure as specified after the installation of the actuator of PAX/ crew door (FIN 5011MP1 and FIN 5011MP2), refer to Ref. MP A350-A-52-11-73-A6ZZZ-720Z-A.

(b) Do the test procedure as specified after the installation of the actuator of PAX/ crew door (FIN 5012MP1, FIN 5012MP2 and FIN 5012MP4), refer to Ref. MP A350-A-52-12-73-A6ZZZ-720Z-A.

(c) Do the test procedure as specified after the installation of the actuator of PAX/ crew door (FIN 5013MP1 and FIN 5013MP2), refer to Ref. MP A350-A-52-13-73-A6ZZZ-720Z-A.

CONF 013

(1) Task A350-A-52-XX-P049-03013-300A-A (A350-A-52-XX-P049-03ZZZ-300Z-A) Test

Job Set-Up Information

Manpower/Resources/Skills

Man-hours	0.70 h
Minimum Number of person	1
Elapsed Time	0.70 h

Referenced Information

Manuals/Drawings	References/Sheets
MP	A350-A-52-11-73-A6ZZZ-720Z-A A350-A-52-12-73-A6ZZZ-720Z-A A350-A-52-13-73-A6ZZZ-720Z-A

Procedure

(a) Do the test procedure as specified after the installation of the actuator of PAX/ crew door (FIN 5011MP1 and FIN 5011MP2), refer to Ref. MP A350-A-52-11-73-A6ZZZ-720Z-A.

(b) Do the test procedure as specified after the installation of the actuator of PAX/ crew door (FIN 5012MP1, FIN 5012MP2, FIN 5012MP3 and FIN 5012MP4), refer to Ref. MP A350-A-52-12-73-A6ZZZ-720Z-A.

(c) Do the test procedure as specified after the installation of the actuator of PAX/ crew door (FIN 5013MP1), refer to Ref. MP A350-A-52-13-73-A6ZZZ-720Z-A.

CONF 014

(1) Task A350-A-52-XX-P049-03014-300A-A (A350-A-52-XX-P049-03ZZZ-300Z-A) Test

Job Set-Up Information

Manpower/Resources/Skills

Man-hours	0.40 h
Minimum Number of person	1
Elapsed Time	0.40 h

Referenced Information

Manuals/Drawings	References/Sheets
MP	A350-A-52-11-73-A6ZZZ-720Z-A A350-A-52-12-73-A6ZZZ-720Z-A

Procedure

(a) Do the test procedure as specified after the installation of the actuator of PAX/ crew door (FIN 5011MP1 and FIN 5011MP2), refer to Ref. MP A350-A-52-11-73-A6ZZZ-720Z-A.

(b) Do the test procedure as specified after the installation of the actuator of PAX/ crew door (FIN 5012MP3 and FIN 5012MP4), refer to Ref. MP A350-A-52-12-73-A6ZZZ-720Z-A.

CONF 015

(1) Task A350-A-52-XX-P049-03015-300A-A (A350-A-52-XX-P049-03ZZZ-300Z-A) Test

Job Set-Up Information

Manpower/Resources/Skills

Man-hours	0.20 h
Minimum Number of person	1
Elapsed Time	0.20 h

Referenced Information

Manuals/Drawings	References/Sheets
MP	A350-A-52-12-73-A6ZZZ-720Z-A

Procedure

(a) Do the test procedure as specified after the installation of the actuator of PAX/ crew door (FIN 5012MP2 and FIN 5012MP3), refer to Ref. MP A350-A-52-12-73-A6ZZZ-720Z-A.

CONF 016

(1) Task A350-A-52-XX-P049-03016-300A-A (A350-A-52-XX-P049-03ZZZ-300Z-A) Test

Job Set-Up Information

Manpower/Resources/Skills

Man-hours	0.30 h
Minimum Number of person	1
Elapsed Time	0.30 h

Referenced Information

Manuals/Drawings	References/Sheets
MP	A350-A-52-12-73-A6ZZZ-720Z-A A350-A-52-13-73-A6ZZZ-720Z-A

Procedure

(a) Do the test procedure as specified after the installation of the actuator of PAX/ crew door (FIN 5012MP2 and FIN 5012MP3), refer to Ref. MP A350-A-52-12-73-A6ZZZ-720Z-A.

(b) Do the test procedure as specified after the installation of the actuator of PAX/ crew door (FIN 5013MP1), refer to Ref. MP A350-A-52-13-73-A6ZZZ-720Z-A.

CONF 017

(1) Task A350-A-52-XX-P049-03017-300A-A (A350-A-52-XX-P049-03ZZZ-300Z-A) Test

Job Set-Up Information

Manpower/Resources/Skills

Man-hours	0.50 h
Minimum Number of person	1
Elapsed Time	0.50 h

Referenced Information

Manuals/Drawings	References/Sheets
MP	A350-A-52-12-73-A6ZZZ-720Z-A A350-A-52-13-73-A6ZZZ-720Z-A

Procedure

(a) Do the test procedure as specified after the installation of the actuator of PAX/ crew door (FIN 5012MP1, FIN 5012MP3 and FIN 5012MP4), refer to Ref. MP A350-A-52-12-73-A6ZZZ-720Z-A.

(b) Do the test procedure as specified after the installation of the actuator of PAX/ crew door (FIN 5013MP1 and FIN 5013MP2), refer to Ref. MP A350-A-52-13-73-A6ZZZ-720Z-A.

CONF 018

(1) Task A350-A-52-XX-P049-03018-300A-A (A350-A-52-XX-P049-03ZZZ-300Z-A) Test

Job Set-Up Information

Manpower/Resources/Skills

Man-hours	0.10 h
Minimum Number of person	1
Elapsed Time	0.10 h

Referenced Information

Manuals/Drawings	References/Sheets
MP	A350-A-52-12-73-A6ZZZ-720Z-A

Procedure

(a) Do the test procedure as specified after the installation of the actuator of PAX/ crew door (FIN 5012MP2), refer to Ref. MP A350-A-52-12-73-A6ZZZ-720Z-A.

CONF 019

(1) Task A350-A-52-XX-P049-03019-300A-A (A350-A-52-XX-P049-03ZZZ-300Z-A) Test

Job Set-Up Information

Manpower/Resources/Skills

Man-hours	0.70 h

Minimum Number of person	1
Elapsed Time	0.70 h

Referenced Information

Manuals/Drawings	References/Sheets
MP	A350-A-52-11-73-A6ZZZ-720Z-A A350-A-52-12-73-A6ZZZ-720Z-A A350-A-52-13-73-A6ZZZ-720Z-A

Procedure

(a) Do the test procedure as specified after the installation of the actuator of PAX/ crew door (FIN 5011MP1 and FIN 5011MP2), refer to Ref. MP A350-A-52-11-73-A6ZZZ-720Z-A.

(b) Do the test procedure as specified after the installation of the actuator of PAX/ crew door (FIN 5012MP1, FIN 5012MP2, FIN 5012MP3), refer to Ref. MP A350-A-52-12-73-A6ZZZ-720Z-A.

(c) Do the test procedure as specified after the installation of the actuator of PAX/ crew door (FIN 5013MP1 and FIN 5013MP2), refer to Ref. MP A350-A-52-13-73-A6ZZZ-720Z-A.

CONF 020

(1) Task A350-A-52-XX-P049-03020-300A-A (A350-A-52-XX-P049-03ZZZ-300Z-A) Test

Job Set-Up Information

Manpower/Resources/Skills

Man-hours	0.10 h
Minimum Number of person	1
Elapsed Time	0.10 h

Referenced Information

Manuals/Drawings	References/Sheets
MP	A350-A-52-12-73-A6ZZZ-720Z-A

Procedure

(a) Do the test procedure as specified after the installation of the actuator of PAX/ crew door (FIN 5012MP4), refer to Ref. MP A350-A-52-12-73-A6ZZZ-720Z-A.

CONF 021

(1) Task A350-A-52-XX-P049-03021-300A-A (A350-A-52-XX-P049-03ZZZ-300Z-A) Test

Job Set-Up Information

Manpower/Resources/Skills

Man-hours	0.40 h
Minimum Number of person	1
Elapsed Time	0.40 h

Referenced Information

Manuals/Drawings	References/Sheets
MP	A350-A-52-11-73-A6ZZZ-720Z-A A350-A-52-12-73-A6ZZZ-720Z-A

Procedure

(a) Do the test procedure as specified after the installation of the actuator of PAX/ crew door (FIN 5011MP2), refer to Ref. MP A350-A-52-11-73-A6ZZZ-720Z-A.

(b) Do the test procedure as specified after the installation of the actuator of PAX/ crew door (FIN 5012MP2, FIN 5012MP3 and FIN 5012MP4), refer to Ref. MP A350-A-52-12-73-A6ZZZ-720Z-A.

CONF 022

(1) Task A350-A-52-XX-P049-03022-300A-A (A350-A-52-XX-P049-03ZZZ-300Z-A) Test

Job Set-Up Information

Manpower/Resources/Skills

Man-hours	0.30 h
Minimum Number of person	1
Elapsed Time	0.30 h

Referenced Information

Manuals/Drawings	References/Sheets
MP	A350-A-52-12-73-A6ZZZ-720Z-A

Procedure

(a) Do the test procedure as specified after the installation of the actuator of PAX/ crew door (FIN 5012MP2, FIN 5012MP3 and FIN 5012MP4), refer to Ref. MP A350-A-52-12-73-A6ZZZ-720Z-A.

CONF 023

(1) Task A350-A-52-XX-P049-03023-300A-A (A350-A-52-XX-P049-03ZZZ-300Z-A) Test

Job Set-Up Information

Manpower/Resources/Skills

Man-hours	0.20 h
Minimum Number of person	1
Elapsed Time	0.20 h

Referenced Information

Manuals/Drawings	References/Sheets
MP	A350-A-52-12-73-A6ZZZ-720Z-A

Procedure

(a) Do the test procedure as specified after the installation of the actuator of PAX/ crew door (FIN 5012MP2 and FIN 5012MP4), refer to Ref. MP A350-A-52-12-73-A6ZZZ-720Z-A.

CONF 024

(1) Task A350-A-52-XX-P049-03024-300A-A (A350-A-52-XX-P049-03ZZZ-300Z-A) Test

Job Set-Up Information

Manpower/Resources/Skills

Man-hours	0.20 h
Minimum Number of person	1
Elapsed Time	0.20 h

Referenced Information

Manuals/Drawings	References/Sheets
MP	A350-A-52-11-73-A6ZZZ-720Z-A A350-A-52-12-73-A6ZZZ-720Z-A

Procedure

(a) Do the test procedure as specified after the installation of the actuator of PAX/ crew door (FIN 5011MP2), refer to Ref. MP A350-A-52-11-73-A6ZZZ-720Z-A.

(b) Do the test procedure as specified after the installation of the actuator of PAX/ crew door (FIN 5012MP2), refer to Ref. MP A350-A-52-12-73-A6ZZZ-720Z-A.

CONF ALL

F. CLOSE-UP

CONF 001 025

(1) Task A350-A-52-XX-P049-01001-740A-A (A350-A-52-XX-P049-01ZZZ-740Z-A) Close-up

Job Set-Up Information

Manpower/Resources/Skills

Man-hours	2.00 h
Minimum Number of person	1
Elapsed Time	2.00 h

Referenced Information

Manuals/Drawings	References/Sheets
MP	A350-A-52-11-73-A6ZZZ-720Z-A A350-A-52-12-73-A6ZZZ-720Z-A A350-A-52-13-73-A6ZZZ-720Z-A

Procedure

(a) Make sure that the work areas are clean and clear of tools and other items of equipment.

(b) Do the close-up procedure as specified in the installation of the actuator of PAX/ crew door (FIN 5013MP1 and FIN 5013MP2), refer to Ref. MP A350-A-52-13-73-A6ZZZ-720Z-A.

(c) Do the close-up procedure as specified in the installation of the actuator of PAX/ crew door (FIN 5012MP1, FIN 5012MP2, FIN 5012MP3 and FIN 5012MP4), refer to Ref. MP A350-A-52-12-73-A6ZZZ-720Z-A.

(d) Do the close-up procedure as specified in the installation of the actuator of PAX/ crew door (FIN 5011MP1 and FIN 5011MP2), refer to Ref. MP A350-A-52-11-73-A6ZZZ-720Z-A.

(e) Put the aircraft back to its initial configuration.

CONF 002 026

(1) Task A350-A-52-XX-P049-01002-740A-A (A350-A-52-XX-P049-01ZZZ-740Z-A) Close-up

Job Set-Up Information

Manpower/Resources/Skills

Man-hours	1.75 h
Minimum Number of person	1
Elapsed Time	1.75 h

Referenced Information

Manuals/Drawings	References/Sheets
MP	A350-A-52-11-73-A6ZZZ-720Z-A A350-A-52-12-73-A6ZZZ-720Z-A A350-A-52-13-73-A6ZZZ-720Z-A

Procedure

(a) Make sure that the work areas are clean and clear of tools and other items of equipment.

(b) Do the close-up procedure as specified in the installation of the actuator of PAX/ crew door (FIN 5013MP1 and FIN 5013MP2), refer to Ref. MP A350-A-52-13-73-A6ZZZ-720Z-A.

(c) Do the close-up procedure as specified in the installation of the actuator of PAX/ crew door (FIN 5012MP1, FIN 5012MP3 and FIN 5012MP4), refer to Ref. MP A350-A-52-12-73-A6ZZZ-720Z-A.

(d) Do the close-up procedure as specified in the installation of the actuator of PAX/ crew door (FIN 5011MP1 and FIN 5011MP2), refer to Ref. MP A350-A-52-11-73-A6ZZZ-720Z-A.

(e) Put the aircraft back to its initial configuration.

CONF 003

(1) Task A350-A-52-XX-P049-01003-740A-A (A350-A-52-XX-P049-01ZZZ-740Z-A) Close-up

Job Set-Up Information

Manpower/Resources/Skills

Man-hours	1.50 h
Minimum Number of person	1
Elapsed Time	1.50 h

Referenced Information

Manuals/Drawings	References/Sheets
MP	A350-A-52-11-73-A6ZZZ-720Z-A A350-A-52-12-73-A6ZZZ-720Z-A

Procedure

(a) Make sure that the work areas are clean and clear of tools and other items of equipment.

(b) Do the close-up procedure as specified in the installation of the actuator of PAX/ crew door (FIN 5012MP1, FIN 5012MP2, FIN 5012MP3 and FIN 5012MP4), refer to Ref. MP A350-A-52-12-73-A6ZZZ-720Z-A.

(c) Do the close-up procedure as specified in the installation of the actuator of PAX/ crew door (FIN 5011MP1 and FIN 5011MP2), refer to Ref. MP A350-A-52-11-73-A6ZZZ-720Z-A.

(d) Put the aircraft back to its initial configuration.

CONF 004

(1) Task A350-A-52-XX-P049-01004-740A-A (A350-A-52-XX-P049-01ZZZ-740Z-A) Close-up

Job Set-Up Information

Manpower/Resources/Skills

Man-hours	1.25 h
Minimum Number of person	1
Elapsed Time	1.25 h

Referenced Information

Manuals/Drawings	References/Sheets
MP	A350-A-52-12-73-A6ZZZ-720Z-A A350-A-52-13-73-A6ZZZ-720Z-A

Procedure

(a) Make sure that the work areas are clean and clear of tools and other items of equipment.

(b) Do the close-up procedure as specified in the installation of the actuator of PAX/ crew door (FIN 5013MP1 and FIN 5013MP2), refer to Ref. MP A350-A-52-13-73-A6ZZZ-720Z-A.

(c) Do the close-up procedure as specified in the installation of the actuator of PAX/ crew door (FIN 5012MP1, FIN 5012MP2, FIN 5012MP3), refer to Ref. MP A350-A-52-12-73-A6ZZZ-720Z-A.

(d) Put the aircraft back to its initial configuration.

CONF 005

(1) Task A350-A-52-XX-P049-01005-740A-A (A350-A-52-XX-P049-01ZZZ-740Z-A) Close-up

Job Set-Up Information

Manpower/Resources/Skills

Man-hours	1.75 h
Minimum Number of person	1

Elapsed Time	1.75 h

Referenced Information

Manuals/Drawings	References/Sheets
MP	A350-A-52-11-73-A6ZZZ-720Z-A A350-A-52-12-73-A6ZZZ-720Z-A A350-A-52-13-73-A6ZZZ-720Z-A

Procedure

(a) Make sure that the work areas are clean and clear of tools and other items of equipment.

(b) Do the close-up procedure as specified in the installation of the actuator of PAX/ crew door (FIN 5013MP1 and FIN 5013MP2), refer to Ref. MP A350-A-52-13-73-A6ZZZ-720Z-A.

(c) Do the close-up procedure as specified in the installation of the actuator of PAX/ crew door (FIN 5012MP1, FIN 5012MP2, FIN 5012MP3 and FIN 5012MP4), refer to Ref. MP A350-A-52-12-73-A6ZZZ-720Z-A.

(d) Do the close-up procedure as specified in the installation of the actuator of PAX/ crew door (FIN 5011MP1), refer to Ref. MP A350-A-52-11-73-A6ZZZ-720Z-A.

(e) Put the aircraft back to its initial configuration.

CONF 006

(1) Task A350-A-52-XX-P049-01006-740A-A (A350-A-52-XX-P049-01ZZZ-740Z-A) Close-up

Job Set-Up Information

Manpower/Resources/Skills

Man-hours	1.50 h
Minimum Number of person	1
Elapsed Time	1.50 h

Referenced Information

Manuals/Drawings	References/Sheets
MP	A350-A-52-11-73-A6ZZZ-720Z-A A350-A-52-12-73-A6ZZZ-720Z-A A350-A-52-13-73-A6ZZZ-720Z-A

Procedure

(a) Make sure that the work areas are clean and clear of tools and other items of equipment.

(b) Do the close-up procedure as specified in the installation of the actuator of PAX/ crew door (FIN 5013MP1 and FIN 5013MP2), refer to Ref. MP A350-A-52-13-73-A6ZZZ-720Z-A.

(c) Do the close-up procedure as specified in the installation of the actuator of PAX/ crew door (FIN 5012MP2, FIN 5012MP3 and FIN 5012MP4), refer to Ref. MP A350-A-52-12-73-A6ZZZ-720Z-A.

(d) Do the close-up procedure as specified in the installation of the actuator of PAX/ crew door (FIN 5011MP2), refer to Ref. MP A350-A-52-11-73-A6ZZZ-720Z-A.

(e) Put the aircraft back to its initial configuration.

CONF 007

(1) Task A350-A-52-XX-P049-01007-740A-A (A350-A-52-XX-P049-01ZZZ-740Z-A) Close-up

Job Set-Up Information

Manpower/Resources/Skills

Man-hours	1.50 h
Minimum Number of person	1
Elapsed Time	1.50 h

Referenced Information

Manuals/Drawings	References/Sheets
MP	A350-A-52-11-73-A6ZZZ-720Z-A A350-A-52-12-73-A6ZZZ-720Z-A A350-A-52-13-73-A6ZZZ-720Z-A

Procedure

(a) Make sure that the work areas are clean and clear of tools and other items of equipment.

(b) Do the close-up procedure as specified in the installation of the actuator of PAX/ crew door (FIN 5013MP1), refer to Ref. MP A350-A-52-13-73-A6ZZZ-720Z-A.

(c) Do the close-up procedure as specified in the installation of the actuator of PAX/ crew door (FIN 5012MP1, FIN 5012MP2, FIN 5012MP3 and FIN 5012MP4), refer to Ref. MP A350-A-52-12-73-A6ZZZ-720Z-A.

(d) Do the close-up procedure as specified in the installation of the actuator of PAX/ crew door (FIN 5011MP1), refer to Ref. MP A350-A-52-11-73-A6ZZZ-720Z-A.

(e) Put the aircraft back to its initial configuration.

CONF 008

(1) Task A350-A-52-XX-P049-01008-740A-A (A350-A-52-XX-P049-01ZZZ-740Z-A) Close-up

Job Set-Up Information

Manpower/Resources/Skills

Man-hours	1.75 h
Minimum Number of person	1
Elapsed Time	1.75 h

Referenced Information

Manuals/Drawings	References/Sheets
MP	A350-A-52-11-73-A6ZZZ-720Z-A A350-A-52-12-73-A6ZZZ-720Z-A A350-A-52-13-73-A6ZZZ-720Z-A

Procedure

(a) Make sure that the work areas are clean and clear of tools and other items of equipment.

(b) Do the close-up procedure as specified in the installation of the actuator of PAX/ crew door (FIN 5013MP1 and FIN 5013MP2), refer to Ref. MP A350-A-52-13-73-A6ZZZ-720Z-A.

(c) Do the close-up procedure as specified in the installation of the actuator of PAX/ crew door (FIN 5012MP1, FIN 5012MP2, FIN 5012MP3 and FIN 5012MP4), refer to Ref. MP A350-A-52-12-73-A6ZZZ-720Z-A.

(d) Do the close-up procedure as specified in the installation of the actuator of PAX/ crew door (FIN 5011MP2), refer to Ref. MP A350-A-52-11-73-A6ZZZ-720Z-A.

(e) Put the aircraft back to its initial configuration.

CONF 009

(1) Task A350-A-52-XX-P049-01009-740A-A (A350-A-52-XX-P049-01ZZZ-740Z-A) Close-up

Job Set-Up Information

Manpower/Resources/Skills

Man-hours	0.50 h
Minimum Number of person	1
Elapsed Time	0.50 h

Referenced Information

Manuals/Drawings	References/Sheets
MP	A350-A-52-13-73-A6ZZZ-720Z-A

Procedure

(a) Make sure that the work areas are clean and clear of tools and other items of equipment.

(b) Do the close-up procedure as specified in the installation of the actuator of PAX/ crew door (FIN 5013MP1 and FIN 5013MP2), refer to Ref. MP A350-A-52-13-73-A6ZZZ-720Z-A.

(c) Put the aircraft back to its initial configuration.

CONF 010

(1) Task A350-A-52-XX-P049-01010-740A-A (A350-A-52-XX-P049-01ZZZ-740Z-A) Close-up

Job Set-Up Information

Manpower/Resources/Skills

Man-hours	1.50 h
Minimum Number of person	1
Elapsed Time	1.50 h

Referenced Information

Manuals/Drawings	References/Sheets
MP	A350-A-52-11-73-A6ZZZ-720Z-A A350-A-52-12-73-A6ZZZ-720Z-A A350-A-52-13-73-A6ZZZ-720Z-A

Procedure

(a) Make sure that the work areas are clean and clear of tools and other items of equipment.

(b) Do the close-up procedure as specified in the installation of the actuator of PAX/ crew door (FIN 5013MP1 and FIN 5013MP2), refer to Ref. MP A350-A-52-13-73-A6ZZZ-720Z-A.

(c) Do the close-up procedure as specified in the installation of the actuator of PAX/ crew door (FIN 5012MP2 and FIN 5012MP4), refer to Ref. MP A350-A-52-12-73-A6ZZZ-720Z-A.

(d) Do the close-up procedure as specified in the installation of the actuator of PAX/ crew door (FIN 5011MP1 and FIN 5011MP2), refer to Ref. MP A350-A-52-11-73-A6ZZZ-720Z-A.

(e) Put the aircraft back to its initial configuration.

CONF 011

(1) Task A350-A-52-XX-P049-01011-740A-A (A350-A-52-XX-P049-01ZZZ-740Z-A) Close-up

Job Set-Up Information

Manpower/Resources/Skills

Man-hours	1.75 h
Minimum Number of person	1
Elapsed Time	1.75 h

Referenced Information

Manuals/Drawings	References/Sheets
MP	A350-A-52-11-73-A6ZZZ-720Z-A A350-A-52-12-73-A6ZZZ-720Z-A A350-A-52-13-73-A6ZZZ-720Z-A

Procedure

(a) Make sure that the work areas are clean and clear of tools and other items of equipment.

(b) Do the close-up procedure as specified in the installation of the actuator of PAX/ crew door (FIN 5013MP2), refer to Ref. MP A350-A-52-13-73-A6ZZZ-720Z-A.

(c) Do the close-up procedure as specified in the installation of the actuator of PAX/ crew door (FIN 5012MP1, FIN 5012MP2, FIN 5012MP3 and FIN 5012MP4), refer to Ref. MP A350-A-52-12-73-A6ZZZ-720Z-A.

(d) Do the close-up procedure as specified in the installation of the actuator of PAX/ crew door (FIN 5011MP1 and FIN 5011MP2), refer to Ref. MP A350-A-52-11-73-A6ZZZ-720Z-A.

(e) Put the aircraft back to its initial configuration.

CONF 012

(1) Task A350-A-52-XX-P049-01012-740A-A (A350-A-52-XX-P049-01ZZZ-740Z-A) Close-up

Job Set-Up Information

Manpower/Resources/Skills

Man-hours	1.75 h
Minimum Number of person	1

Elapsed Time	1.75 h

Referenced Information

Manuals/Drawings	References/Sheets
MP	A350-A-52-11-73-A6ZZZ-720Z-A A350-A-52-12-73-A6ZZZ-720Z-A A350-A-52-13-73-A6ZZZ-720Z-A

Procedure

(a) Make sure that the work areas are clean and clear of tools and other items of equipment.

(b) Do the close-up procedure as specified in the installation of the actuator of PAX/ crew door (FIN 5013MP1 and FIN 5013MP2), refer to Ref. MP A350-A-52-13-73-A6ZZZ-720Z-A.

(c) Do the close-up procedure as specified in the installation of the actuator of PAX/ crew door (FIN 5012MP1, FIN 5012MP2 and FIN 5012MP4), refer to Ref. MP A350-A-52-12-73-A6ZZZ-720Z-A.

(d) Do the close-up procedure as specified in the installation of the actuator of PAX/ crew door (FIN 5011MP1 and FIN 5011MP2), refer to Ref. MP A350-A-52-11-73-A6ZZZ-720Z-A.

(e) Put the aircraft back to its initial configuration.

CONF 013

(1) Task A350-A-52-XX-P049-01013-740A-A (A350-A-52-XX-P049-01ZZZ-740Z-A) Close-up

Job Set-Up Information

Manpower/Resources/Skills

Man-hours	1.75 h
Minimum Number of person	1
Elapsed Time	1.75 h

Referenced Information

Manuals/Drawings	References/Sheets
MP	A350-A-52-11-73-A6ZZZ-720Z-A A350-A-52-12-73-A6ZZZ-720Z-A A350-A-52-13-73-A6ZZZ-720Z-A

Procedure

(a) Make sure that the work areas are clean and clear of tools and other items of equipment.

(b) Do the close-up procedure as specified in the installation of the actuator of PAX/ crew door (FIN 5013MP1), refer to Ref. MP A350-A-52-13-73-A6ZZZ-720Z-A.

(c) Do the close-up procedure as specified in the installation of the actuator of PAX/ crew door (FIN 5012MP1, FIN 5012MP2, FIN 5012MP3 and FIN 5012MP4), refer to Ref. MP A350-A-52-12-73-A6ZZZ-720Z-A.

(d) Do the close-up procedure as specified in the installation of the actuator of PAX/ crew door (FIN 5011MP1 and FIN 5011MP2), refer to Ref. MP A350-A-52-11-73-A6ZZZ-720Z-A.

(e) Put the aircraft back to its initial configuration.

CONF 014

(1) Task A350-A-52-XX-P049-01014-740A-A (A350-A-52-XX-P049-01ZZZ-740Z-A) Close-up

Job Set-Up Information

Manpower/Resources/Skills

Man-hours	1.00 h
Minimum Number of person	1
Elapsed Time	1.00 h

Referenced Information

Manuals/Drawings	References/Sheets
MP	A350-A-52-11-73-A6ZZZ-720Z-A A350-A-52-12-73-A6ZZZ-720Z-A

Procedure

(a) Make sure that the work areas are clean and clear of tools and other items of equipment.

(b) Do the close-up procedure as specified in the installation of the actuator of PAX/ crew door (FIN 5012MP3 and FIN 5012MP4), refer to Ref. MP A350-A-52-12-73-A6ZZZ-720Z-A.

(c) Do the close-up procedure as specified in the installation of the actuator of PAX/ crew door (FIN 5011MP1 and FIN 5011MP2), refer to Ref. MP A350-A-52-11-73-A6ZZZ-720Z-A.

(d) Put the aircraft back to its initial configuration.

CONF 015

(1) Task A350-A-52-XX-P049-01015-740A-A (A350-A-52-XX-P049-01ZZZ-740Z-A) Close-up

Job Set-Up Information

Manpower/Resources/Skills

Man-hours	0.50 h
Minimum Number of person	1
Elapsed Time	0.50 h

Referenced Information

Manuals/Drawings	References/Sheets
MP	A350-A-52-12-73-A6ZZZ-720Z-A

Procedure

(a) Make sure that the work areas are clean and clear of tools and other items of equipment.

(b) Do the close-up procedure as specified in the installation of the actuator of PAX/ crew door (FIN 5012MP2 and FIN 5012MP3), refer to Ref. MP A350-A-52-12-73-A6ZZZ-720Z-A.

(c) Put the aircraft back to its initial configuration.

CONF 016

(1) Task A350-A-52-XX-P049-01016-740A-A (A350-A-52-XX-P049-01ZZZ-740Z-A) Close-up

Job Set-Up Information

Manpower/Resources/Skills

Man-hours	0.75 h
Minimum Number of person	1
Elapsed Time	0.75 h

Referenced Information

Manuals/Drawings	References/Sheets
MP	A350-A-52-12-73-A6ZZZ-720Z-A A350-A-52-13-73-A6ZZZ-720Z-A

Procedure

(a) Make sure that the work areas are clean and clear of tools and other items of equipment.

(b) Do the close-up procedure as specified in the installation of the actuator of PAX/ crew door (FIN 5013MP1), refer to Ref. MP A350-A-52-13-73-A6ZZZ-720Z-A.

(c) Do the close-up procedure as specified in the installation of the actuator of PAX/ crew door (FIN 5012MP2 and FIN 5012MP3), refer to Ref. MP A350-A-52-12-73-A6ZZZ-720Z-A.

(d) Put the aircraft back to its initial configuration.

CONF 017

(1) Task A350-A-52-XX-P049-01017-740A-A (A350-A-52-XX-P049-01ZZZ-740Z-A) Close-up

Job Set-Up Information

Manpower/Resources/Skills

Man-hours	1.25 h
Minimum Number of person	1
Elapsed Time	1.25 h

Referenced Information

Manuals/Drawings	References/Sheets
MP	A350-A-52-12-73-A6ZZZ-720Z-A A350-A-52-13-73-A6ZZZ-720Z-A

Procedure

(a) Make sure that the work areas are clean and clear of tools and other items of equipment.

(b) Do the close-up procedure as specified in the installation of the actuator of PAX/ crew door (FIN 5013MP1 and FIN 5013MP2), refer to Ref. MP A350-A-52-13-73-A6ZZZ-720Z-A.

(c) Do the close-up procedure as specified in the installation of the actuator of PAX/ crew door (FIN 5012MP1, FIN 5012MP3 and FIN 5012MP4), refer to Ref. MP A350-A-52-12-73-A6ZZZ-720Z-A.

(d) Put the aircraft back to its initial configuration.

CONF 018

(1) Task A350-A-52-XX-P049-01018-740A-A (A350-A-52-XX-P049-01ZZZ-740Z-A) Close-up

Job Set-Up Information

Manpower/Resources/Skills

Man-hours	0.25 h
Minimum Number of person	1
Elapsed Time	0.25 h

Referenced Information

Manuals/Drawings	References/Sheets
MP	A350-A-52-12-73-A6ZZZ-720Z-A

Procedure

(a) Make sure that the work areas are clean and clear of tools and other items of equipment.

(b) Do the close-up procedure as specified in the installation of the actuator of PAX/ crew door (FIN 5012MP2), refer to Ref. MP A350-A-52-12-73-A6ZZZ-720Z-A.

(c) Put the aircraft back to its initial configuration.

CONF 019

(1) Task A350-A-52-XX-P049-01019-740A-A (A350-A-52-XX-P049-01ZZZ-740Z-A) Close-up

Job Set-Up Information

Manpower/Resources/Skills

Man-hours	1.75 h
Minimum Number of person	1
Elapsed Time	1.75 h

Referenced Information

Manuals/Drawings	References/Sheets
MP	A350-A-52-11-73-A6ZZZ-720Z-A A350-A-52-12-73-A6ZZZ-720Z-A A350-A-52-13-73-A6ZZZ-720Z-A

Procedure

(a) Make sure that the work areas are clean and clear of tools and other items of equipment.

(b) Do the close-up procedure as specified in the installation of the actuator of PAX/ crew door (FIN 5013MP1 and FIN 5013MP2), refer to Ref. MP A350-A-52-13-73-A6ZZZ-720Z-A.

(c) Do the close-up procedure as specified in the installation of the actuator of PAX/ crew door (FIN 5012MP1, FIN 5012MP2, FIN 5012MP3), refer to Ref. MP A350-A-52-12-73-A6ZZZ-720Z-A.

(d) Do the close-up procedure as specified in the installation of the actuator of PAX/ crew door (FIN 5011MP1 and FIN 5011MP2), refer to Ref. MP A350-A-52-11-73-A6ZZZ-720Z-A.

(e) Put the aircraft back to its initial configuration.

CONF 020

(1) Task A350-A-52-XX-P049-01020-740A-A (A350-A-52-XX-P049-01ZZZ-740Z-A) Close-up

Job Set-Up Information

Manpower/Resources/Skills

Man-hours	0.25 h
Minimum Number of person	1
Elapsed Time	0.25 h

Referenced Information

Manuals/Drawings	References/Sheets
MP	A350-A-52-12-73-A6ZZZ-720Z-A

Procedure

(a) Make sure that the work areas are clean and clear of tools and other items of equipment.

(b) Do the close-up procedure as specified in the installation of the actuator of PAX/ crew door (FIN 5012MP4), refer to Ref. MP A350-A-52-12-73-A6ZZZ-720Z-A.

(c) Put the aircraft back to its initial configuration.

CONF 021

(1) Task A350-A-52-XX-P049-01021-740A-A (A350-A-52-XX-P049-01ZZZ-740Z-A) Close-up

Job Set-Up Information

Manpower/Resources/Skills

Man-hours	1.00 h
Minimum Number of person	1
Elapsed Time	1.00 h

Referenced Information

Manuals/Drawings	References/Sheets
MP	A350-A-52-11-73-A6ZZZ-720Z-A A350-A-52-12-73-A6ZZZ-720Z-A

Procedure

(a) Make sure that the work areas are clean and clear of tools and other items of equipment.

(b) Do the close-up procedure as specified in the installation of the actuator of PAX/ crew door (FIN 5012MP2, FIN 5012MP3 and FIN 5012MP4), refer to Ref. MP A350-A-52-12-73-A6ZZZ-720Z-A.

(c) Do the close-up procedure as specified in the installation of the actuator of PAX/ crew door (FIN 5011MP2), refer to Ref. MP A350-A-52-11-73-A6ZZZ-720Z-A.

(d) Put the aircraft back to its initial configuration.

CONF 022

(1) Task A350-A-52-XX-P049-01022-740A-A (A350-A-52-XX-P049-01ZZZ-740Z-A) Close-up

Job Set-Up Information

Manpower/Resources/Skills

Man-hours	0.75 h
Minimum Number of person	1
Elapsed Time	0.75 h

Referenced Information

Manuals/Drawings	References/Sheets
MP	A350-A-52-12-73-A6ZZZ-720Z-A

Procedure

(a) Make sure that the work areas are clean and clear of tools and other items of equipment.

(b) Do the close-up procedure as specified in the installation of the actuator of PAX/ crew door (FIN 5012MP2, FIN 5012MP3 and FIN 5012MP4), refer to Ref. MP A350-A-52-12-73-A6ZZZ-720Z-A.

(c) Put the aircraft back to its initial configuration.

CONF 023

(1) Task A350-A-52-XX-P049-01023-740A-A (A350-A-52-XX-P049-01ZZZ-740Z-A) Close-up

Job Set-Up Information

Manpower/Resources/Skills

Man-hours	0.50 h
Minimum Number of person	1
Elapsed Time	0.50 h

Referenced Information

Manuals/Drawings	References/Sheets
MP	A350-A-52-12-73-A6ZZZ-720Z-A

Procedure

(a) Make sure that the work areas are clean and clear of tools and other items of equipment.

(b) Do the close-up procedure as specified in the installation of the actuator of PAX/ crew door (FIN 5012MP2 and FIN 5012MP4), refer to Ref. MP A350-A-52-12-73-A6ZZZ-720Z-A.

(c) Put the aircraft back to its initial configuration.

CONF 024

(1) Task A350-A-52-XX-P049-01024-740A-A (A350-A-52-XX-P049-01ZZZ-740Z-A) Close-up

Job Set-Up Information

Manpower/Resources/Skills

Man-hours	0.50 h
Minimum Number of person	1
Elapsed Time	0.50 h

Referenced Information

Manuals/Drawings	References/Sheets
MP	A350-A-52-11-73-A6ZZZ-720Z-A A350-A-52-12-73-A6ZZZ-720Z-A

Procedure

(a) Make sure that the work areas are clean and clear of tools and other items of equipment.

(b) Do the close-up procedure as specified in the installation of the actuator of PAX/ crew door (FIN 5012MP2), refer to Ref. MP A350-A-52-12-73-A6ZZZ-720Z-A.

(c) Do the close-up procedure as specified in the installation of the actuator of PAX/ crew door (FIN 5011MP2), refer to Ref. MP A350-A-52-11-73-A6ZZZ-720Z-A.

(d) Put the aircraft back to its initial configuration.

CONF ALL

G. ADMINISTRATIVE

(1) Task A350-A-52-XX-P049-01001-90AA-A (A350-A-52-XX-P049-01ZZZ-90AZ-A) Administrative

Procedure

Confirm in the applicable aircraft records that you have completed all the work defined in this Service Bulletin task set as required.

Task set A350-A-52-XX-P049-01000-93AB-A (A350-A-52-XX-P049-01ZZZ-93AZ-A)
OPTION 2 - Replacement of the Door Actuator as per AMM

WARNING: MAKE SURE THAT YOU OBEY ALL THE WARNINGS AND ALL THE CAUTIONS INCLUDED IN THE REFERENCED PROCEDURES.

CAUTION: ALWAYS OBEY THE PRECAUTIONS THAT FOLLOW TO KEEP ELECTRICAL WIRING IN A SATISFACTORY CONDITION (ELECTRICALLY AND MECHANICALLY SERVICEABLE). WHEN YOU DO A MAINTENANCE WORK, REPAIRS OR MODIFICATIONS, ALWAYS KEEP ELECTRICAL WIRING, COMPONENTS AND THE WORK AREA AS CLEAN AS POSSIBLE. TO DO THIS:
- **PUT PROTECTION, SUCH AS PLASTIC SHEETING, CLOTHS, ETC., AS NECESSARY ON WIRING AND COMPONENTS.**
- **REGULARLY REMOVE ALL SHAVINGS, UNWANTED MATERIAL AND OTHER CONTAMINATION.**

THESE PRECAUTIONS WILL DECREASE THE RISK OF CONTAMINATION AND DAMAGE TO THE ELECTRICAL WIRING INSTALLATION.
IF THERE IS CONTAMINATION, REFER TO ESP Ref. ESP A350-A-20-55-XX-01ZZZ-042Z-A.

NOTE: The accomplishment instructions of this Service Bulletin include procedures given in other documents or in other sections of the Service Bulletin. When the words “refer to” are used and the operator has a procedure accepted by the local authority he belongs to, the accepted alternative procedure can be used. When the words “in accordance with” are used then the given procedure must be followed.

NOTE: The access and close-up instructions, not comprising return to service tests, in this Service Bulletin do not constitute or affect the technical intent of the Service Bulletin. Operators can therefore, as deemed necessary, omit or add access and/or close-up steps to add flexibility to their maintenance operations as long as the technical intent of the Service Bulletin is met within the set parameters.

NOTE: Manual titles given in the accomplishment instructions are referred to by acronyms. Refer to paragraph 1.J., References, for the definition of acronyms.

NOTE: This Service Bulletin is classified mandatory or expected to be classified mandatory by an Airworthiness Directive (AD). The paragraphs 3.C. and 3.E. in these accomplishment instructions are Required for Compliance (RC) and must be done to comply with the AD. To allow more flexibility, the rule "refer to" and "in accordance with" will apply to these paragraphs 3.C. and 3.E. Other paragraphs are recommended and may be deviated from, done as part of other actions or done with accepted methods different from those given in the Service Bulletin, as long as the RC paragraphs can be done and the aircraft can be put back into a serviceable condition.

NOTE: This Service Bulletin contains the instructions for the on-aircraft maintenance necessary to ensure the continued airworthiness of the aircraft.
For any deviations to the instructions, including Required for Compliance paragraph contained herein, contact AIRBUS for further instructions and approval.

NOTE: Discarded parts must be managed at the operator's discretion.

A. TASK SET ASSOCIATED INFORMATION

Task Manpower

CONF 001

TOTAL MAN-HOURS	10.80 h

CONF 002

TOTAL MAN-HOURS	9.45 h

CONF 003		
	TOTAL MAN-HOURS	8.10 h
CONF 004		
	TOTAL MAN-HOURS	6.75 h
CONF 005		
	TOTAL MAN-HOURS	9.45 h
CONF 006		
	TOTAL MAN-HOURS	8.10 h
CONF 007		
	TOTAL MAN-HOURS	8.10 h
CONF 008		
	TOTAL MAN-HOURS	9.45 h
CONF 009		
	TOTAL MAN-HOURS	2.70 h
CONF 010		
	TOTAL MAN-HOURS	8.10 h
CONF 011		
	TOTAL MAN-HOURS	9.45 h
CONF 012		
	TOTAL MAN-HOURS	9.45 h
CONF 013		
	TOTAL MAN-HOURS	9.45 h
CONF 014		
	TOTAL MAN-HOURS	5.40 h
CONF 015		
	TOTAL MAN-HOURS	2.70 h
CONF 016		
	TOTAL MAN-HOURS	4.05 h
CONF 017		
	TOTAL MAN-HOURS	6.75 h
CONF 018		
	TOTAL MAN-HOURS	1.35 h
CONF 019		
	TOTAL MAN-HOURS	9.45 h
CONF 020		
	TOTAL MAN-HOURS	1.35 h
CONF 021		
	TOTAL MAN-HOURS	5.40 h
CONF 022		
	TOTAL MAN-HOURS	4.05 h
CONF 023		
	TOTAL MAN-HOURS	2.70 h
CONF 024		
	TOTAL MAN-HOURS	2.70 h
CONF 025		
	TOTAL MAN-HOURS	10.80 h
CONF 026		
	TOTAL MAN-HOURS	9.45 h
CONF 001		
	ELAPSED TIME (HOURS)	5.55 h
CONF 002		
	ELAPSED TIME (HOURS)	4.95 h
CONF 003		
	ELAPSED TIME (HOURS)	4.35 h
CONF 004		
	ELAPSED TIME (HOURS)	3.75 h

CONF 005	ELAPSED TIME (HOURS)	4.95 h
CONF 006	ELAPSED TIME (HOURS)	4.35 h
CONF 007	ELAPSED TIME (HOURS)	4.35 h
CONF 008	ELAPSED TIME (HOURS)	4.95 h
CONF 009	ELAPSED TIME (HOURS)	1.95 h
CONF 010	ELAPSED TIME (HOURS)	4.35 h
CONF 011	ELAPSED TIME (HOURS)	4.95 h
CONF 012	ELAPSED TIME (HOURS)	4.95 h
CONF 013	ELAPSED TIME (HOURS)	4.95 h
CONF 014	ELAPSED TIME (HOURS)	3.15 h
CONF 015	ELAPSED TIME (HOURS)	1.95 h
CONF 016	ELAPSED TIME (HOURS)	2.55 h
CONF 017	ELAPSED TIME (HOURS)	3.75 h
CONF 018	ELAPSED TIME (HOURS)	1.35 h
CONF 019	ELAPSED TIME (HOURS)	4.95 h
CONF 020	ELAPSED TIME (HOURS)	1.35 h
CONF 021	ELAPSED TIME (HOURS)	3.15 h
CONF 022	ELAPSED TIME (HOURS)	2.55 h
CONF 023	ELAPSED TIME (HOURS)	1.95 h
CONF 024	ELAPSED TIME (HOURS)	1.95 h
CONF 025	ELAPSED TIME (HOURS)	5.55 h
CONF 026	ELAPSED TIME (HOURS)	4.95 h
CONF ALL		

B. PREPARATION

CONF 001 025

(1) Task A350-A-52-XX-P049-02001-540A-A (A350-A-52-XX-P049-02ZZZ-540Z-A)
Job Set-Up

Job Set-Up Information

Manpower/Resources/Skills

Man-hours	2.00 h
Minimum Number of person	1
Elapsed Time	2.00 h

Referenced Information

Manuals/Drawings	References/Sheets
INTRO	A350-A-00-61-04-11ZZZ-018Z-D
MP	A350-A-24-41-XX-00ZZZ-170Z-A A350-A-52-11-73-A6ZZZ-520Z-A A350-A-52-12-73-A6ZZZ-520Z-A A350-A-52-13-73-A6ZZZ-520Z-A

Procedure

NOTE: For the basic Aircraft configuration, refer to Ref. INTRO A350-A-00-61-04-11ZZZ-018Z-D “Maintenance Procedure - Introduction”.

(a) Make sure that the aircraft is electrically grounded, refer to Ref. MP A350-A-24-41-XX-00ZZZ-170Z-A.

(b) Do the job set-up procedure as specified in the removal of the actuator of PAX/crew door (FIN 5011MP1 and FIN 5011MP2), refer to Ref. MP A350-A-52-11-73-A6ZZZ-520Z-A.

(c) Do the job set-up procedure as specified in the removal of the actuator of PAX/crew door (FIN 5012MP1, FIN 5012MP2, FIN 5012MP3 and FIN 5012MP4), refer to Ref. MP A350-A-52-12-73-A6ZZZ-520Z-A.

(d) Do the job set-up procedure as specified in the removal of the actuator of PAX/crew door (FIN 5013MP1 and FIN 5013MP2), refer to Ref. MP A350-A-52-13-73-A6ZZZ-520Z-A.

CONF 002 026

(1) Task A350-A-52-XX-P049-02002-540A-A (A350-A-52-XX-P049-02ZZZ-540Z-A)
Job Set-Up

Job Set-Up Information

Manpower/Resources/Skills

Man-hours	1.75 h
Minimum Number of person	1
Elapsed Time	1.75 h

Referenced Information

Manuals/Drawings	References/Sheets
INTRO	A350-A-00-61-04-11ZZZ-018Z-D
MP	A350-A-24-41-XX-00ZZZ-170Z-A A350-A-52-11-73-A6ZZZ-520Z-A A350-A-52-12-73-A6ZZZ-520Z-A A350-A-52-13-73-A6ZZZ-520Z-A

Procedure

NOTE: For the basic Aircraft configuration, refer to Ref. INTRO A350-A-00-61-04-11ZZZ-018Z-D “Maintenance Procedure - Introduction”.

(a) Make sure that the aircraft is electrically grounded, refer to Ref. MP A350-A-24-41-XX-00ZZZ-170Z-A.

(b) Do the job set-up procedure as specified in the removal of the actuator of Passenger (PAX)/crew door (FIN 5011MP1 and FIN 5011MP2), refer to Ref. MP A350-A-52-11-73-A6ZZZ-520Z-A.

(c) Do the job set-up procedure as specified in the removal of the actuator of PAX/crew door (FIN 5012MP1, FIN 5012MP3 and FIN 5012MP4), refer to Ref. MP A350-A-52-12-73-A6ZZZ-520Z-A.

(d) Do the job set-up procedure as specified in the removal of the actuator of PAX/crew door (FIN 5013MP1 and FIN 5013MP2), refer to Ref. MP A350-A-52-13-73-A6ZZZ-520Z-A.

CONF 003

(1) Task A350-A-52-XX-P049-02003-540A-A (A350-A-52-XX-P049-02ZZZ-540Z-A)
Job Set-Up

Job Set-Up Information

Manpower/Resources/Skills

Man-hours	1.50 h
Minimum Number of person	1
Elapsed Time	1.50 h

Referenced Information

Manuals/Drawings	References/Sheets
INTRO	A350-A-00-61-04-11ZZZ-018Z-D
MP	A350-A-24-41-XX-00ZZZ-170Z-A A350-A-52-11-73-A6ZZZ-520Z-A A350-A-52-12-73-A6ZZZ-520Z-A

Procedure

NOTE: For the basic Aircraft configuration, refer to Ref. INTRO A350-A-00-61-04-11ZZZ-018Z-D “Maintenance Procedure - Introduction”.

(a) Make sure that the aircraft is electrically grounded, refer to Ref. MP A350-A-24-41-XX-00ZZZ-170Z-A.

(b) Do the job set-up procedure as specified in the removal of the actuator of PAX/crew door (FIN 5011MP1 and FIN 5011MP2), refer to Ref. MP A350-A-52-11-73-A6ZZZ-520Z-A.

(c) Do the job set-up procedure as specified in the removal of the actuator of PAX/crew door (FIN 5012MP1, FIN 5012MP2, FIN 5012MP3 and FIN 5012MP4), refer to Ref. MP A350-A-52-12-73-A6ZZZ-520Z-A.

CONF 004

(1) Task A350-A-52-XX-P049-02004-540A-A (A350-A-52-XX-P049-02ZZZ-540Z-A)
Job Set-Up

Job Set-Up Information

Manpower/Resources/Skills

Man-hours	1.25 h
Minimum Number of person	1
Elapsed Time	1.25 h

Referenced Information

Manuals/Drawings	References/Sheets
INTRO	A350-A-00-61-04-11ZZZ-018Z-D
MP	A350-A-24-41-XX-00ZZZ-170Z-A A350-A-52-12-73-A6ZZZ-520Z-A A350-A-52-13-73-A6ZZZ-520Z-A

Procedure

NOTE: For the basic Aircraft configuration, refer to Ref. INTRO A350-A-00-61-04-11ZZZ-018Z-D “Maintenance Procedure - Introduction”.

(a) Make sure that the aircraft is electrically grounded, refer to Ref. MP A350-A-24-41-XX-00ZZZ-170Z-A.

(b) Do the job set-up procedure as specified in the removal of the actuator of PAX/crew door (FIN 5012MP1, FIN 5012MP2 and FIN 5012MP3), refer to Ref. MP A350-A-52-12-73-A6ZZZ-520Z-A.

(c) Do the job set-up procedure as specified in the removal of the actuator of PAX/crew door (FIN 5013MP1 and FIN 5013MP2), refer to Ref. MP A350-A-52-13-73-A6ZZZ-520Z-A.

CONF 005

(1) Task A350-A-52-XX-P049-02005-540A-A (A350-A-52-XX-P049-02ZZZ-540Z-A)
Job Set-Up

Job Set-Up Information

Manpower/Resources/Skills

Man-hours	1.75 h
Minimum Number of person	1
Elapsed Time	1.75 h

Referenced Information

Manuals/Drawings	References/Sheets
INTRO	A350-A-00-61-04-11ZZZ-018Z-D
MP	A350-A-24-41-XX-00ZZZ-170Z-A A350-A-52-11-73-A6ZZZ-520Z-A A350-A-52-12-73-A6ZZZ-520Z-A A350-A-52-13-73-A6ZZZ-520Z-A

Procedure

NOTE: For the basic Aircraft configuration, refer to Ref. INTRO A350-A-00-61-04-11ZZZ-018Z-D “Maintenance Procedure - Introduction”.

(a) Make sure that the aircraft is electrically grounded, refer to Ref. MP A350-A-24-41-XX-00ZZZ-170Z-A.

(b) Do the job set-up procedure as specified in the removal of the actuator of PAX/crew door (FIN 5011MP1), refer to Ref. MP A350-A-52-11-73-A6ZZZ-520Z-A.

(c) Do the job set-up procedure as specified in the removal of the actuator of PAX/crew door (FIN 5012MP1, FIN 5012MP2, FIN 5012MP3 and FIN 5012MP4), refer to Ref. MP A350-A-52-12-73-A6ZZZ-520Z-A.

(d) Do the job set-up procedure as specified in the removal of the actuator of PAX/ crew door (FIN 5013MP1 and FIN 5013MP2), refer to Ref. MP A350-A-52-13-73-A6ZZZ-520Z-A.

CONF 006

(1) Task A350-A-52-XX-P049-02006-540A-A (A350-A-52-XX-P049-02ZZZ-540Z-A) Job Set-Up

Job Set-Up Information

Manpower/Resources/Skills

Man-hours	1.50 h
Minimum Number of person	1
Elapsed Time	1.50 h

Referenced Information

Manuals/Drawings	References/Sheets
INTRO	A350-A-00-61-04-11ZZZ-018Z-D
MP	A350-A-24-41-XX-00ZZZ-170Z-A A350-A-52-11-73-A6ZZZ-520Z-A A350-A-52-12-73-A6ZZZ-520Z-A A350-A-52-13-73-A6ZZZ-520Z-A

Procedure

NOTE: For the basic Aircraft configuration, refer to Ref. INTRO A350-A-00-61-04-11ZZZ-018Z-D “Maintenance Procedure - Introduction”.

(a) Make sure that the aircraft is electrically grounded, refer to Ref. MP A350-A-24-41-XX-00ZZZ-170Z-A.

(b) Do the job set-up procedure as specified in the removal of the actuator of PAX/ crew door (FIN 5011MP2), refer to Ref. MP A350-A-52-11-73-A6ZZZ-520Z-A.

(c) Do the job set-up procedure as specified in the removal of the actuator of PAX/ crew door (FIN 5012MP2, FIN 5012MP3 and FIN 5012MP4), refer to Ref. MP A350-A-52-12-73-A6ZZZ-520Z-A.

(d) Do the job set-up procedure as specified in the removal of the actuator of PAX/ crew door (FIN 5013MP1 and FIN 5013MP2), refer to Ref. MP A350-A-52-13-73-A6ZZZ-520Z-A.

CONF 007

(1) Task A350-A-52-XX-P049-02007-540A-A (A350-A-52-XX-P049-02ZZZ-540Z-A) Job Set-Up

Job Set-Up Information

Manpower/Resources/Skills

Man-hours	1.50 h
Minimum Number of person	1
Elapsed Time	1.50 h

Referenced Information

Manuals/Drawings	References/Sheets
INTRO	A350-A-00-61-04-11ZZZ-018Z-D

Manuals/Drawings	References/Sheets
MP	A350-A-24-41-XX-00ZZZ-170Z-A A350-A-52-11-73-A6ZZZ-520Z-A A350-A-52-12-73-A6ZZZ-520Z-A A350-A-52-13-73-A6ZZZ-520Z-A

Procedure

NOTE: For the basic Aircraft configuration, refer to Ref. INTRO A350-A-00-61-04-11ZZZ-018Z-D “Maintenance Procedure - Introduction”.

(a) Make sure that the aircraft is electrically grounded, refer to Ref. MP A350-A-24-41-XX-00ZZZ-170Z-A.

(b) Do the job set-up procedure as specified in the removal of the actuator of PAX/crew door (FIN 5011MP1), refer to Ref. MP A350-A-52-11-73-A6ZZZ-520Z-A.

(c) Do the job set-up procedure as specified in the removal of the actuator of PAX/crew door (FIN 5012MP1, FIN 5012MP2, FIN 5012MP3 and FIN 5012MP4), refer to Ref. MP A350-A-52-12-73-A6ZZZ-520Z-A.

(d) Do the job set-up procedure as specified in the removal of the actuator of PAX/crew door (FIN 5013MP1), refer to Ref. MP A350-A-52-13-73-A6ZZZ-520Z-A.

CONF 008

(1) Task A350-A-52-XX-P049-02008-540A-A (A350-A-52-XX-P049-02ZZZ-540Z-A)
Job Set-Up

Job Set-Up Information

Manpower/Resources/Skills

Man-hours	1.75 h
Minimum Number of person	1
Elapsed Time	1.75 h

Referenced Information

Manuals/Drawings	References/Sheets
INTRO	A350-A-00-61-04-11ZZZ-018Z-D
MP	A350-A-24-41-XX-00ZZZ-170Z-A A350-A-52-11-73-A6ZZZ-520Z-A A350-A-52-12-73-A6ZZZ-520Z-A A350-A-52-13-73-A6ZZZ-520Z-A

Procedure

NOTE: For the basic Aircraft configuration, refer to Ref. INTRO A350-A-00-61-04-11ZZZ-018Z-D “Maintenance Procedure - Introduction”.

(a) Make sure that the aircraft is electrically grounded, refer to Ref. MP A350-A-24-41-XX-00ZZZ-170Z-A.

(b) Do the job set-up procedure as specified in the removal of the actuator of PAX/crew door (FIN 5011MP2), refer to Ref. MP A350-A-52-11-73-A6ZZZ-520Z-A.

(c) Do the job set-up procedure as specified in the removal of the actuator of PAX/crew door (FIN 5012MP1, FIN 5012MP2, FIN 5012MP3 and FIN 5012MP4), refer to Ref. MP A350-A-52-12-73-A6ZZZ-520Z-A.

(d) Do the job set-up procedure as specified in the removal of the actuator of PAX/ crew door (FIN 5013MP1 and FIN 5013MP2), refer to Ref. MP A350-A-52-13-73-A6ZZZ-520Z-A.

CONF 009

(1) Task A350-A-52-XX-P049-02009-540A-A (A350-A-52-XX-P049-02ZZZ-540Z-A)
Job Set-Up

Job Set-Up Information

Manpower/Resources/Skills

Man-hours	0.50 h
Minimum Number of person	1
Elapsed Time	0.50 h

Referenced Information

Manuals/Drawings	References/Sheets
INTRO	A350-A-00-61-04-11ZZZ-018Z-D
MP	A350-A-24-41-XX-00ZZZ-170Z-A A350-A-52-13-73-A6ZZZ-520Z-A

Procedure

NOTE: For the basic Aircraft configuration, refer to Ref. INTRO A350-A-00-61-04-11ZZZ-018Z-D “Maintenance Procedure - Introduction”.

(a) Make sure that the aircraft is electrically grounded, refer to Ref. MP A350-A-24-41-XX-00ZZZ-170Z-A.

(b) Do the job set-up procedure as specified in the removal of the actuator of PAX/ crew door (FIN 5013MP1 and FIN 5013MP2), refer to Ref. MP A350-A-52-13-73-A6ZZZ-520Z-A.

CONF 010

(1) Task A350-A-52-XX-P049-02010-540A-A (A350-A-52-XX-P049-02ZZZ-540Z-A)
Job Set-Up

Job Set-Up Information

Manpower/Resources/Skills

Man-hours	1.50 h
Minimum Number of person	1
Elapsed Time	1.50 h

Referenced Information

Manuals/Drawings	References/Sheets
INTRO	A350-A-00-61-04-11ZZZ-018Z-D
MP	A350-A-24-41-XX-00ZZZ-170Z-A A350-A-52-11-73-A6ZZZ-520Z-A A350-A-52-12-73-A6ZZZ-520Z-A A350-A-52-13-73-A6ZZZ-520Z-A

Procedure

NOTE: For the basic Aircraft configuration, refer to Ref. INTRO A350-A-00-61-04-11ZZZ-018Z-D “Maintenance Procedure - Introduction”.

(a) Make sure that the aircraft is electrically grounded, refer to Ref. MP A350-A-24-41-XX-00ZZZ-170Z-A.

(b) Do the job set-up procedure as specified in the removal of the actuator of PAX/crew door (FIN 5011MP1 and FIN 5011MP2), refer to Ref. MP A350-A-52-11-73-A6ZZZ-520Z-A.

(c) Do the job set-up procedure as specified in the removal of the actuator of PAX/crew door (FIN 5012MP2 and FIN 5012MP4), refer to Ref. MP A350-A-52-12-73-A6ZZZ-520Z-A.

(d) Do the job set-up procedure as specified in the removal of the actuator of PAX/crew door (FIN 5013MP1 and FIN 5013MP2), refer to Ref. MP A350-A-52-13-73-A6ZZZ-520Z-A.

CONF 011

(1) Task A350-A-52-XX-P049-02011-540A-A (A350-A-52-XX-P049-02ZZZ-540Z-A) Job Set-Up

Job Set-Up Information

Manpower/Resources/Skills

Man-hours	1.75 h
Minimum Number of person	1
Elapsed Time	1.75 h

Referenced Information

Manuals/Drawings	References/Sheets
INTRO	A350-A-00-61-04-11ZZZ-018Z-D
MP	A350-A-24-41-XX-00ZZZ-170Z-A A350-A-52-11-73-A6ZZZ-520Z-A A350-A-52-12-73-A6ZZZ-520Z-A A350-A-52-13-73-A6ZZZ-520Z-A

Procedure

NOTE: For the basic Aircraft configuration, refer to Ref. INTRO A350-A-00-61-04-11ZZZ-018Z-D “Maintenance Procedure - Introduction”.

(a) Make sure that the aircraft is electrically grounded, refer to Ref. MP A350-A-24-41-XX-00ZZZ-170Z-A.

(b) Do the job set-up procedure as specified in the removal of the actuator of PAX/crew door (FIN 5011MP1 and FIN 5011MP2), refer to Ref. MP A350-A-52-11-73-A6ZZZ-520Z-A.

(c) Do the job set-up procedure as specified in the removal of the actuator of PAX/crew door (FIN 5012MP1, FIN 5012MP2, FIN 5012MP3 and FIN 5012MP4), refer to Ref. MP A350-A-52-12-73-A6ZZZ-520Z-A.

(d) Do the job set-up procedure as specified in the removal of the actuator of PAX/crew door (FIN 5013MP2), refer to Ref. MP A350-A-52-13-73-A6ZZZ-520Z-A.

CONF 012

(1) Task A350-A-52-XX-P049-02012-540A-A (A350-A-52-XX-P049-02ZZZ-540Z-A) Job Set-Up

Job Set-Up Information

Manpower/Resources/Skills

Man-hours	1.75 h
Minimum Number of person	1
Elapsed Time	1.75 h

Referenced Information

Manuals/Drawings	References/Sheets
INTRO	A350-A-00-61-04-11ZZZ-018Z-D
MP	A350-A-24-41-XX-00ZZZ-170Z-A A350-A-52-11-73-A6ZZZ-520Z-A A350-A-52-12-73-A6ZZZ-520Z-A A350-A-52-13-73-A6ZZZ-520Z-A

Procedure

NOTE: For the basic Aircraft configuration, refer to Ref. INTRO A350-A-00-61-04-11ZZZ-018Z-D “Maintenance Procedure - Introduction”.

(a) Make sure that the aircraft is electrically grounded, refer to Ref. MP A350-A-24-41-XX-00ZZZ-170Z-A.

(b) Do the job set-up procedure as specified in the removal of the actuator of PAX/crew door (FIN 5011MP1 and FIN 5011MP2), refer to Ref. MP A350-A-52-11-73-A6ZZZ-520Z-A.

(c) Do the job set-up procedure as specified in the removal of the actuator of PAX/crew door (FIN 5012MP1, FIN 5012MP2 and FIN 5012MP4), refer to Ref. MP A350-A-52-12-73-A6ZZZ-520Z-A.

(d) Do the job set-up procedure as specified in the removal of the actuator of PAX/crew door (FIN 5013MP1 and FIN 5013MP2), refer to Ref. MP A350-A-52-13-73-A6ZZZ-520Z-A.

CONF 013

(1) Task A350-A-52-XX-P049-02013-540A-A (A350-A-52-XX-P049-02ZZZ-540Z-A) Job Set-Up

Job Set-Up Information

Manpower/Resources/Skills

Man-hours	1.75 h
Minimum Number of person	1
Elapsed Time	1.75 h

Referenced Information

Manuals/Drawings	References/Sheets
INTRO	A350-A-00-61-04-11ZZZ-018Z-D
MP	A350-A-24-41-XX-00ZZZ-170Z-A A350-A-52-11-73-A6ZZZ-520Z-A A350-A-52-12-73-A6ZZZ-520Z-A A350-A-52-13-73-A6ZZZ-520Z-A

Procedure

NOTE: For the basic Aircraft configuration, refer to Ref. INTRO A350-A-00-61-04-11ZZZ-018Z-D “Maintenance Procedure - Introduction”.

(a) Make sure that the aircraft is electrically grounded, refer to Ref. MP A350-A-24-41-XX-00ZZZ-170Z-A.

(b) Do the job set-up procedure as specified in the removal of the actuator of PAX/crew door (FIN 5011MP1 and FIN 5011MP2), refer to Ref. MP A350-A-52-11-73-A6ZZZ-520Z-A.

(c) Do the job set-up procedure as specified in the removal of the actuator of PAX/crew door (FIN 5012MP1, FIN 5012MP2, FIN 5012MP3 and FIN 5012MP4), refer to Ref. MP A350-A-52-12-73-A6ZZZ-520Z-A.

(d) Do the job set-up procedure as specified in the removal of the actuator of PAX/crew door (FIN 5013MP1), refer to Ref. MP A350-A-52-13-73-A6ZZZ-520Z-A.

CONF 014

(1) Task A350-A-52-XX-P049-02014-540A-A (A350-A-52-XX-P049-02ZZZ-540Z-A)
Job Set-Up

Job Set-Up Information

Manpower/Resources/Skills

Man-hours	1.00 h
Minimum Number of person	1
Elapsed Time	1.00 h

Referenced Information

Manuals/Drawings	References/Sheets
INTRO	A350-A-00-61-04-11ZZZ-018Z-D
MP	A350-A-24-41-XX-00ZZZ-170Z-A A350-A-52-11-73-A6ZZZ-520Z-A A350-A-52-12-73-A6ZZZ-520Z-A

Procedure

NOTE: For the basic Aircraft configuration, refer to Ref. INTRO A350-A-00-61-04-11ZZZ-018Z-D “Maintenance Procedure - Introduction”.

(a) Make sure that the aircraft is electrically grounded, refer to Ref. MP A350-A-24-41-XX-00ZZZ-170Z-A.

(b) Do the job set-up procedure as specified in the removal of the actuator of PAX/crew door (FIN 5011MP1 and FIN 5011MP2), refer to Ref. MP A350-A-52-11-73-A6ZZZ-520Z-A.

(c) Do the job set-up procedure as specified in the removal of the actuator of PAX/crew door (FIN 5012MP3 and FIN 5012MP4), refer to Ref. MP A350-A-52-12-73-A6ZZZ-520Z-A.

CONF 015

(1) Task A350-A-52-XX-P049-02015-540A-A (A350-A-52-XX-P049-02ZZZ-540Z-A)
Job Set-Up

Job Set-Up Information

Manpower/Resources/Skills

Man-hours	0.50 h

Minimum Number of person	1
Elapsed Time	0.50 h

Referenced Information

Manuals/Drawings	References/Sheets
INTRO	A350-A-00-61-04-11ZZZ-018Z-D
MP	A350-A-24-41-XX-00ZZZ-170Z-A A350-A-52-12-73-A6ZZZ-520Z-A

Procedure

NOTE: For the basic Aircraft configuration, refer to Ref. INTRO A350-A-00-61-04-11ZZZ-018Z-D “Maintenance Procedure - Introduction”.

(a) Make sure that the aircraft is electrically grounded, refer to Ref. MP A350-A-24-41-XX-00ZZZ-170Z-A.

(b) Do the job set-up procedure as specified in the removal of the actuator of PAX/crew door (FIN 5012MP2 and FIN 5012MP3), refer to Ref. MP A350-A-52-12-73-A6ZZZ-520Z-A.

CONF 016

(1) Task A350-A-52-XX-P049-02016-540A-A (A350-A-52-XX-P049-02ZZZ-540Z-A) Job Set-Up

Job Set-Up Information

Manpower/Resources/Skills

Man-hours	0.75 h
Minimum Number of person	1
Elapsed Time	0.75 h

Referenced Information

Manuals/Drawings	References/Sheets
INTRO	A350-A-00-61-04-11ZZZ-018Z-D
MP	A350-A-24-41-XX-00ZZZ-170Z-A A350-A-52-12-73-A6ZZZ-520Z-A A350-A-52-13-73-A6ZZZ-520Z-A

Procedure

NOTE: For the basic Aircraft configuration, refer to Ref. INTRO A350-A-00-61-04-11ZZZ-018Z-D “Maintenance Procedure - Introduction”.

(a) Make sure that the aircraft is electrically grounded, refer to Ref. MP A350-A-24-41-XX-00ZZZ-170Z-A.

(b) Do the job set-up procedure as specified in the removal of the actuator of PAX/crew door (FIN 5012MP2, FIN 5012MP3), refer to Ref. MP A350-A-52-12-73-A6ZZZ-520Z-A.

(c) Do the job set-up procedure as specified in the removal of the actuator of PAX/crew door (FIN 5013MP1), refer to Ref. MP A350-A-52-13-73-A6ZZZ-520Z-A.

CONF 017

(1) Task A350-A-52-XX-P049-02017-540A-A (A350-A-52-XX-P049-02ZZZ-540Z-A) Job Set-Up

Job Set-Up Information

Manpower/Resources/Skills

Man-hours	1.25 h
Minimum Number of person	1
Elapsed Time	1.25 h

Referenced Information

Manuals/Drawings	References/Sheets
INTRO	A350-A-00-61-04-11ZZZ-018Z-D
MP	A350-A-24-41-XX-00ZZZ-170Z-A A350-A-52-12-73-A6ZZZ-520Z-A A350-A-52-13-73-A6ZZZ-520Z-A

Procedure

NOTE: For the basic Aircraft configuration, refer to Ref. INTRO A350-A-00-61-04-11ZZZ-018Z-D “Maintenance Procedure - Introduction”.

(a) Make sure that the aircraft is electrically grounded, refer to Ref. MP A350-A-24-41-XX-00ZZZ-170Z-A.

(b) Do the job set-up procedure as specified in the removal of the actuator of PAX/crew door (FIN 5012MP1, FIN 5012MP3 and FIN 5012MP4), refer to Ref. MP A350-A-52-12-73-A6ZZZ-520Z-A.

(c) Do the job set-up procedure as specified in the removal of the actuator of PAX/crew door (FIN 5013MP1 and FIN 5013MP2), refer to Ref. MP A350-A-52-13-73-A6ZZZ-520Z-A.

CONF 018

(1) Task A350-A-52-XX-P049-02018-540A-A (A350-A-52-XX-P049-02ZZZ-540Z-A)
Job Set-Up

Job Set-Up Information

Manpower/Resources/Skills

Man-hours	0.25 h
Minimum Number of person	1
Elapsed Time	0.25 h

Referenced Information

Manuals/Drawings	References/Sheets
INTRO	A350-A-00-61-04-11ZZZ-018Z-D
MP	A350-A-24-41-XX-00ZZZ-170Z-A A350-A-52-12-73-A6ZZZ-520Z-A

Procedure

NOTE: For the basic Aircraft configuration, refer to Ref. INTRO A350-A-00-61-04-11ZZZ-018Z-D “Maintenance Procedure - Introduction”.

(a) Make sure that the aircraft is electrically grounded, refer to Ref. MP A350-A-24-41-XX-00ZZZ-170Z-A.

(b) Do the job set-up procedure as specified in the removal of the actuator of PAX/ crew door (FIN 5012MP2), refer to Ref. MP A350-A-52-12-73-A6ZZZ-520Z-A.

CONF 019

(1) Task A350-A-52-XX-P049-02019-540A-A (A350-A-52-XX-P049-02ZZZ-540Z-A) Job Set-Up

Job Set-Up Information

Manpower/Resources/Skills

Man-hours	1.75 h
Minimum Number of person	1
Elapsed Time	1.75 h

Referenced Information

Manuals/Drawings	References/Sheets
INTRO	A350-A-00-61-04-11ZZZ-018Z-D
MP	A350-A-24-41-XX-00ZZZ-170Z-A A350-A-52-11-73-A6ZZZ-520Z-A A350-A-52-12-73-A6ZZZ-520Z-A A350-A-52-13-73-A6ZZZ-520Z-A

Procedure

NOTE: For the basic Aircraft configuration, refer to Ref. INTRO A350-A-00-61-04-11ZZZ-018Z-D “Maintenance Procedure - Introduction”.

(a) Make sure that the aircraft is electrically grounded, refer to Ref. MP A350-A-24-41-XX-00ZZZ-170Z-A.

(b) Do the job set-up procedure as specified in the removal of the actuator of PAX/ crew door (FIN 5011MP1 and FIN 5011MP2), refer to Ref. MP A350-A-52-11-73-A6ZZZ-520Z-A.

(c) Do the job set-up procedure as specified in the removal of the actuator of PAX/ crew door (FIN 5012MP1, FIN 5012MP2 and FIN 5012MP3), refer to Ref. MP A350-A-52-12-73-A6ZZZ-520Z-A.

(d) Do the job set-up procedure as specified in the removal of the actuator of PAX/ crew door (FIN 5013MP1 and FIN 5013MP2), refer to Ref. MP A350-A-52-13-73-A6ZZZ-520Z-A.

CONF 020

(1) Task A350-A-52-XX-P049-02020-540A-A (A350-A-52-XX-P049-02ZZZ-540Z-A) Job Set-Up

Job Set-Up Information

Manpower/Resources/Skills

Man-hours	0.25 h
Minimum Number of person	1
Elapsed Time	0.25 h

Referenced Information

Manuals/Drawings	References/Sheets
INTRO	A350-A-00-61-04-11ZZZ-018Z-D

Manuals/Drawings	References/Sheets
MP	A350-A-24-41-XX-00ZZZ-170Z-A A350-A-52-12-73-A6ZZZ-520Z-A

Procedure

NOTE: For the basic Aircraft configuration, refer to Ref. INTRO A350-A-00-61-04-11ZZZ-018Z-D “Maintenance Procedure - Introduction”.

(a) Make sure that the aircraft is electrically grounded, refer to Ref. MP A350-A-24-41-XX-00ZZZ-170Z-A.

(b) Do the job set-up procedure as specified in the removal of the actuator of PAX/crew door (FIN 5012MP4), refer to Ref. MP A350-A-52-12-73-A6ZZZ-520Z-A.

CONF 021

(1) Task A350-A-52-XX-P049-02021-540A-A (A350-A-52-XX-P049-02ZZZ-540Z-A) Job Set-Up

Job Set-Up Information

Manpower/Resources/Skills

Man-hours	1.00 h
Minimum Number of person	1
Elapsed Time	1.00 h

Referenced Information

Manuals/Drawings	References/Sheets
INTRO	A350-A-00-61-04-11ZZZ-018Z-D
MP	A350-A-24-41-XX-00ZZZ-170Z-A A350-A-52-11-73-A6ZZZ-520Z-A A350-A-52-12-73-A6ZZZ-520Z-A

Procedure

NOTE: For the basic Aircraft configuration, refer to Ref. INTRO A350-A-00-61-04-11ZZZ-018Z-D “Maintenance Procedure - Introduction”.

(a) Make sure that the aircraft is electrically grounded, refer to Ref. MP A350-A-24-41-XX-00ZZZ-170Z-A.

(b) Do the job set-up procedure as specified in the removal of the actuator of PAX/crew door (FIN 5011MP2), refer to Ref. MP A350-A-52-11-73-A6ZZZ-520Z-A.

(c) Do the job set-up procedure as specified in the removal of the actuator of PAX/crew door (FIN 5012MP2, FIN 5012MP3 and FIN 5012MP4), refer to Ref. MP A350-A-52-12-73-A6ZZZ-520Z-A.

CONF 022

(1) Task A350-A-52-XX-P049-02022-540A-A (A350-A-52-XX-P049-02ZZZ-540Z-A) Job Set-Up

Job Set-Up Information

Manpower/Resources/Skills

Man-hours	0.75 h
Minimum Number of person	1
Elapsed Time	0.75 h

Referenced Information

Manuals/Drawings	References/Sheets
INTRO	A350-A-00-61-04-11ZZZ-018Z-D
MP	A350-A-24-41-XX-00ZZZ-170Z-A A350-A-52-12-73-A6ZZZ-520Z-A

Procedure

NOTE: For the basic Aircraft configuration, refer to Ref. INTRO A350-A-00-61-04-11ZZZ-018Z-D “Maintenance Procedure - Introduction”.

(a) Make sure that the aircraft is electrically grounded, refer to Ref. MP A350-A-24-41-XX-00ZZZ-170Z-A.

(b) Do the job set-up procedure as specified in the removal of the actuator of PAX/crew door (FIN 5012MP2, FIN 5012MP3 and FIN 5012MP4), refer to Ref. MP A350-A-52-12-73-A6ZZZ-520Z-A.

CONF 023

(1) Task A350-A-52-XX-P049-02023-540A-A (A350-A-52-XX-P049-02ZZZ-540Z-A)
Job Set-Up

Job Set-Up Information

Manpower/Resources/Skills

Man-hours	0.50 h
Minimum Number of person	1
Elapsed Time	0.50 h

Referenced Information

Manuals/Drawings	References/Sheets
INTRO	A350-A-00-61-04-11ZZZ-018Z-D
MP	A350-A-24-41-XX-00ZZZ-170Z-A A350-A-52-12-73-A6ZZZ-520Z-A

Procedure

NOTE: For the basic Aircraft configuration, refer to Ref. INTRO A350-A-00-61-04-11ZZZ-018Z-D “Maintenance Procedure - Introduction”.

(a) Make sure that the aircraft is electrically grounded, refer to Ref. MP A350-A-24-41-XX-00ZZZ-170Z-A.

(b) Do the job set-up procedure as specified in the removal of the actuator of PAX/crew door (FIN 5012MP2 and FIN 5012MP4), refer to Ref. MP A350-A-52-12-73-A6ZZZ-520Z-A.

CONF 024

(1) Task A350-A-52-XX-P049-02024-540A-A (A350-A-52-XX-P049-02ZZZ-540Z-A)
Job Set-Up

Job Set-Up Information

Manpower/Resources/Skills

Man-hours	0.50 h
Minimum Number of person	1

Elapsed Time	0.50 h

Referenced Information

Manuals/Drawings	References/Sheets
INTRO	A350-A-00-61-04-11ZZZ-018Z-D
MP	A350-A-24-41-XX-00ZZZ-170Z-A A350-A-52-11-73-A6ZZZ-520Z-A A350-A-52-12-73-A6ZZZ-520Z-A

Procedure

NOTE: For the basic Aircraft configuration, refer to Ref. INTRO A350-A-00-61-04-11ZZZ-018Z-D “Maintenance Procedure - Introduction”.

(a) Make sure that the aircraft is electrically grounded, refer to Ref. MP A350-A-24-41-XX-00ZZZ-170Z-A.

(b) Do the job set-up procedure as specified in the removal of the actuator of PAX/crew door (FIN 5011MP2), refer to Ref. MP A350-A-52-11-73-A6ZZZ-520Z-A.

(c) Do the job set-up procedure as specified in the removal of the actuator of PAX/crew door (FIN 5012MP2), refer to Ref. MP A350-A-52-12-73-A6ZZZ-520Z-A.

CONF ALL

C. PROCEDURE

CONF 001-003 005 007 010-014 019 025 026

(1) Task A350-A-52-XX-P049-02001-920A-A (A350-A-52-XX-P049-02ZZZ-920Z-A) Replace the actuator of PAX/Crew Door 1, LH Side

Job Set-Up Information

Working Area

Impacted Zone	Access / Work Location	
831	Access	Door 831

Manpower/Resources/Skills

Man-hours	0.50 h
Minimum Number of person	1
Elapsed Time	0.50 h
Skills	Airframe

Material necessary to do the job

Equipment					
ITEM	**PART No.**	**QTY (UM)**	**KEYWORD**	**DRAWING**	**SEE NOTES**
	FE396001003	1	ACTUATOR		

Referenced Information

Manuals/Drawings	References/Sheets
MP	A350-A-52-11-73-A6ZZZ-520Z-A A350-A-52-11-73-A6ZZZ-720Z-A
SD	A350-A-06-3X-XX-01ZZZ-04CZ-A

Procedure

(a) Standard practices given in this procedure:

1 For identification of zones, refer to Ref. SD A350-A-06-3X-XX-01ZZZ-04CZ-A.

(b) Remove the actuator (FIN 5011MP1), refer to Ref. MP A350-A-52-11-73-A6ZZZ-520Z-A.

FIN 5011MP1

1 ACTUATOR-DOOR FE396001001 Discard

(c) Install the new actuator (FIN 5011MP1), refer to Ref. MP A350-A-52-11-73-A6ZZZ-720Z-A.

FIN 5011MP1

1 ACTUATOR-DOOR FE396001003

CONF 001-003 006 008 010-014 019 021 024-026

(2) Task A350-A-52-XX-P049-04001-920A-A (A350-A-52-XX-P049-04ZZZ-920Z-A) Replace the actuator of PAX/Crew Door 1, RH Side

Job Set-Up Information

Working Area

Impacted Zone	Access / Work Location	
841	Access	Door 841

Manpower/Resources/Skills

Man-hours	0.50 h
Minimum Number of person	1
Elapsed Time	0.50 h
Skills	Airframe

Material necessary to do the job

Equipment					
ITEM	**PART No.**	**QTY (UM)**	**KEYWORD**	**DRAWING**	**SEE NOTES**
	FE396001003	1	ACTUATOR		

Referenced Information

Manuals/Drawings	References/Sheets
MP	A350-A-52-11-73-A6ZZZ-520Z-A A350-A-52-11-73-A6ZZZ-720Z-A
SD	A350-A-06-3X-XX-01ZZZ-04CZ-A

Procedure

(a) Standard practices given in this procedure:

1 For identification of zones, refer to Ref. SD A350-A-06-3X-XX-01ZZZ-04CZ-A.

(b) Remove the actuator (FIN 5011MP2), refer to Ref. MP A350-A-52-11-73-A6ZZZ-520Z-A.

FIN 5011MP2

1 ACTUATOR-DOOR FE396001001 Discard

(c) Install the new actuator (FIN 5011MP2), refer to Ref. MP A350-A-52-11-73-A6ZZZ-720Z-A.

FIN 5011MP2

1 ACTUATOR-DOOR FE396001003

CONF 001-005 007 008 011-013 017 019 025 026

(3) Task A350-A-52-XX-P049-05001-920A-A (A350-A-52-XX-P049-05ZZZ-920Z-A)
Replace the actuator of PAX/Crew Door 2, LH Side

Job Set-Up Information

Working Area

Impacted Zone	Access / Work Location	
832	Access	Door 832

Manpower/Resources/Skills

Man-hours	0.50 h
Minimum Number of person	1
Elapsed Time	0.50 h
Skills	Airframe

Material necessary to do the job

Equipment					
ITEM	**PART No.**	**QTY (UM)**	**KEYWORD**	**DRAWING**	**SEE NOTES**
	FE396001003	1	ACTUATOR		

Referenced Information

Manuals/Drawings	References/Sheets
MP	A350-A-52-12-73-A6ZZZ-520Z-A A350-A-52-12-73-A6ZZZ-720Z-A
SD	A350-A-06-3X-XX-01ZZZ-04CZ-A

Procedure

(a) Standard practices given in this procedure:

1 For identification of zones, refer to Ref. SD A350-A-06-3X-XX-01ZZZ-04CZ-A.

(b) Remove the actuator (FIN 5012MP1), refer to Ref. MP A350-A-52-12-73-A6ZZZ-520Z-A.

FIN 5012MP1

1 ACTUATOR-DOOR FE396001001 Discard

(c) Install the new actuator (FIN 5012MP1), refer to Ref. MP A350-A-52-12-73-A6ZZZ-720Z-A.

FIN 5012MP1

1 ACTUATOR-DOOR FE396001003

CONF 001 003-008 010-013 015 016 018 019 021-025

(4) Task A350-A-52-XX-P049-06001-920A-A (A350-A-52-XX-P049-06ZZZ-920Z-A)
Replace the actuator of PAX/Crew Door 2, RH Side

Job Set-Up Information

Working Area

Impacted Zone	Access / Work Location	
842	Access	Door 842

Manpower/Resources/Skills

Man-hours	0.50 h
Minimum Number of person	1
Elapsed Time	0.50 h
Skills	Airframe

Material necessary to do the job

Equipment					
ITEM	**PART No.**	**QTY (UM)**	**KEYWORD**	**DRAWING**	**SEE NOTES**
	FE396001003	1	ACTUATOR		

Referenced Information

Manuals/Drawings	References/Sheets
MP	A350-A-52-12-73-A6ZZZ-520Z-A A350-A-52-12-73-A6ZZZ-720Z-A
SD	A350-A-06-3X-XX-01ZZZ-04CZ-A

Procedure

(a) Standard practices given in this procedure:

1 For identification of zones, refer to Ref. SD A350-A-06-3X-XX-01ZZZ-04CZ-A.

(b) Remove the actuator (FIN 5012MP2), refer to Ref. MP A350-A-52-12-73-A6ZZZ-520Z-A.

FIN 5012MP2

1 ACTUATOR-DOOR FE396001001 Discard

(c) Install the new actuator (FIN 5012MP2), refer to Ref. MP A350-A-52-12-73-A6ZZZ-720Z-A.

FIN 5012MP2

1 ACTUATOR-DOOR FE396001003

CONF 001-008 011 013-017 019 021 022 025 026

(5) Task A350-A-52-XX-P049-07001-920A-A (A350-A-52-XX-P049-07ZZZ-920Z-A) Replace the actuator of PAX/Crew Door 3, LH Side

Job Set-Up Information

Working Area

Impacted Zone	Access / Work Location	
833	Access	Door 833

Manpower/Resources/Skills

Man-hours	0.50 h
Minimum Number of person	1
Elapsed Time	0.50 h

Skills	Airframe

Material necessary to do the job

Equipment					
ITEM	**PART No.**	**QTY (UM)**	**KEYWORD**	**DRAWING**	**SEE NOTES**
	FE396001003	1	ACTUATOR		

Referenced Information

Manuals/Drawings	References/Sheets
MP	A350-A-52-12-73-A6ZZZ-520Z-A A350-A-52-12-73-A6ZZZ-720Z-A
SD	A350-A-06-3X-XX-01ZZZ-04CZ-A

Procedure

(a) Standard practices given in this procedure:

1 For identification of zones, refer to Ref. SD A350-A-06-3X-XX-01ZZZ-04CZ-A.

(b) Remove the actuator (FIN 5012MP3), refer to Ref. MP A350-A-52-12-73-A6ZZZ-520Z-A.

FIN 5012MP3

1 ACTUATOR-DOOR FE396001001 Discard

(c) Install the new actuator (FIN 5012MP3), refer to Ref. MP A350-A-52-12-73-A6ZZZ-720Z-A.

FIN 5012MP3

1 ACTUATOR-DOOR FE396001003

CONF 001-003 005-008 010-014 017 020-023 025 026

(6) Task A350-A-52-XX-P049-08001-920A-A (A350-A-52-XX-P049-08ZZZ-920Z-A) Replace the actuator of PAX/Crew Door 3, RH Side

Job Set-Up Information

Working Area

Impacted Zone	Access / Work Location	
843	Access	Door 843

Manpower/Resources/Skills

Man-hours	0.50 h
Minimum Number of person	1
Elapsed Time	0.50 h
Skills	Airframe

Material necessary to do the job

Equipment					
ITEM	**PART No.**	**QTY (UM)**	**KEYWORD**	**DRAWING**	**SEE NOTES**
	FE396001003	1	ACTUATOR		

Referenced Information

Manuals/Drawings	References/Sheets
MP	A350-A-52-12-73-A6ZZZ-520Z-A

Manuals/Drawings	References/Sheets
	A350-A-52-12-73-A6ZZZ-720Z-A
SD	A350-A-06-3X-XX-01ZZZ-04CZ-A

Procedure

(a) Standard practices given in this procedure:

1 For identification of zones, refer to Ref. SD A350-A-06-3X-XX-01ZZZ-04CZ-A.

(b) Remove the actuator (FIN 5012MP4), refer to Ref. MP A350-A-52-12-73-A6ZZZ-520Z-A.

FIN 5012MP4

1 ACTUATOR-DOOR FE396001001 Discard

(c) Install the new actuator (FIN 5012MP4), refer to Ref. MP A350-A-52-12-73-A6ZZZ-720Z-A.

FIN 5012MP4

1 ACTUATOR-DOOR FE396001003

CONF 001 002 004-010 012 013 016 017 019 025 026

(7) Task A350-A-52-XX-P049-09001-920A-A (A350-A-52-XX-P049-09ZZZ-920Z-A) Replace the actuator of PAX/Crew Door 4, LH Side

Job Set-Up Information

Working Area

Impacted Zone	Access / Work Location	
834	Access	Door 834

Manpower/Resources/Skills

Man-hours	0.50 h
Minimum Number of person	1
Elapsed Time	0.50 h
Skills	Airframe

Material necessary to do the job

Equipment					
ITEM	**PART No.**	**QTY (UM)**	**KEYWORD**	**DRAWING**	**SEE NOTES**
	FE396001003	1	ACTUATOR		

Referenced Information

Manuals/Drawings	References/Sheets
MP	A350-A-52-13-73-A6ZZZ-520Z-A A350-A-52-13-73-A6ZZZ-720Z-A
SD	A350-A-06-3X-XX-01ZZZ-04CZ-A

Procedure

(a) Standard practices given in this procedure:

1 For identification of zones, refer to Ref. SD A350-A-06-3X-XX-01ZZZ-04CZ-A.

(b) Remove the actuator (FIN 5013MP1), refer to Ref. MP A350-A-52-13-73-A6ZZZ-520Z-A.

FIN 5013MP1

1	ACTUATOR-DOOR	FE396001001	Discard

(c) Install the new actuator (FIN 5013MP1), refer to Ref. MP A350-A-52-13-73-A6ZZZ-720Z-A.

FIN 5013MP1

1	ACTUATOR-DOOR	FE396001003

CONF 001 002 004-006 008-012 017 019 025 026

(8) Task A350-A-52-XX-P049-10001-920A-A (A350-A-52-XX-P049-10ZZZ-920Z-A) Replace the actuator of PAX/Crew Door 4, RH Side

Job Set-Up Information

Working Area

Impacted Zone	Access / Work Location	
844	Access	Door 844

Manpower/Resources/Skills

Man-hours	0.50 h
Minimum Number of person	1
Elapsed Time	0.50 h
Skills	Airframe

Material necessary to do the job

Equipment					
ITEM	**PART No.**	**QTY (UM)**	**KEYWORD**	**DRAWING**	**SEE NOTES**
	FE396001003	1	ACTUATOR		

Referenced Information

Manuals/Drawings	References/Sheets
MP	A350-A-52-13-73-A6ZZZ-520Z-A A350-A-52-13-73-A6ZZZ-720Z-A
SD	A350-A-06-3X-XX-01ZZZ-04CZ-A

Procedure

(a) Standard practices given in this procedure:

1 For identification of zones, refer to Ref. SD A350-A-06-3X-XX-01ZZZ-04CZ-A.

(b) Remove the actuator (FIN 5013MP2), refer to Ref. MP A350-A-52-13-73-A6ZZZ-520Z-A.

FIN 5013MP2

1	ACTUATOR-DOOR	FE396001001	Discard

(c) Install the new actuator (FIN 5013MP2), refer to Ref. MP A350-A-52-13-73-A6ZZZ-720Z-A.

FIN 5013MP2

1	ACTUATOR-DOOR	FE396001003

CONF 001-003 005 007 010-014 019 025 026

(9) Task A350-A-52-XX-P049-09001-900A-A (A350-A-52-XX-P049-09ZZZ-900Z-A) Re-Identify the PAX/Crew Door 1, LH Side

Job Set-Up Information

Working Area

Impacted Zone	Access / Work Location	
831	Access	Door 831

Manpower/Resources/Skills

Man-hours	0.25 h
Minimum Number of person	1
Elapsed Time	0.25 h
Skills	Airframe

Material necessary to do the job

Consumables				
ITEM	**REFERENCE CML**	**DESCRIPTION**	**DRAWING**	**SEE NOTES**
	04SBA3	Varnish Polyurethane - Low VOC - External Structure		
	05EJL9	Epoxy Adhesive - Metal to metal - Legacy		
	08BAA9	Non Aqueous Cleaner - General		
	14SBA1	Textile - Lint free Cotton		

Components					
ITEM	**PART No.**	**QTY (UM)**	**KEYWORD**	**DRAWING**	**SEE NOTES**
25	NSA9117M9F	1	PLATE		(1) (2) (3)
NOTE(S)					
(1): The components listed above are not an AIRBUS Kit, the required parts must be ordered as necessary through the given channel.					
(2): This item has a Shelf Life of less than or equal to 24 months and must be ordered when you intend to accomplish the Service Bulletin.					
(3): The components listed above are only necessary if the identification plate is not installed. The quantity of these items is to be ordered as required.					

Referenced Information

Manuals/Drawings	References/Sheets
ASR	A350-A-51-77-11-00ZZZ-660Z-A
MP	A350-A-11-XX-XX-00ZZZ-691Z-A
SD	A350-A-06-3X-XX-01ZZZ-04CZ-A
CML	CONSUMABLE MATERIAL LIST (CML)
PMS	01-06-12

Procedure

(a) Standard practices given in this procedure:

1 For identification of zones, refer to Ref. SD A350-A-06-3X-XX-01ZZZ-04CZ-A.

2 For the specification of Material application codes given in this Service Bulletin, refer to the Ref. CML.

3 Do the cleaning process in accordance with Ref. ASR A350-A-51-77-11-00ZZZ-660Z-A.

4 For the re-identification of parts using indelible link, refer to Ref. PMS 01-06-12.

5 For the installation of placards, refer to Ref. MP A350-A-11-XX-XX-00ZZZ-691Z-A.

(b) Make sure that the identification plate, item (26), is installed, refer to Ref. Fig. Inspection of the Installed Door Plate 1 LH.

1 If the identification plate is installed, cross out its CSC number.

2 If the identification plate is not installed, install the new identification plate, item 25, refer to Ref. Fig. Installation of the Door Plate 1 LH.

a Clean the surface of the installation area of the plate with:

Textile - Lint free Cotton and	14SBA1	
Non Aqueous Cleaner - General	08BAA9	

b Bond the new identification plate:

1	PLATE-IDENTIFICATION with:	NSA9117M9F	Item 25
	Epoxy Adhesive - Metal to metal - Legacy	05EJL9	

c Cross out the old CSC number on the door label.

(c) Mark the new CSC number on the door label, refer to Ref. Fig. Installation of the Door Plate 1 LH.

1 Identify the CSC number at aircraft delivery on the original door identification plate.

2 Identify which Service Bulletins have been accomplished on the door before.

3 Identify the new door CSC number in accordance with the SBIT No. 20-0049, using as inputs the CSC number at aircraft delivery, the Service Bulletins that have been accomplished on the door before and this Service Bulletin.

4 Mark the new CSC number of the door and the Service Bulletin number on the door label.

(d) Protect identification plate, refer to Ref. Fig. Installation of the Door Plate 1 LH, with:

Varnish Polyurethane - Low VOC - External Structure	04SBA3

CONF 001 002

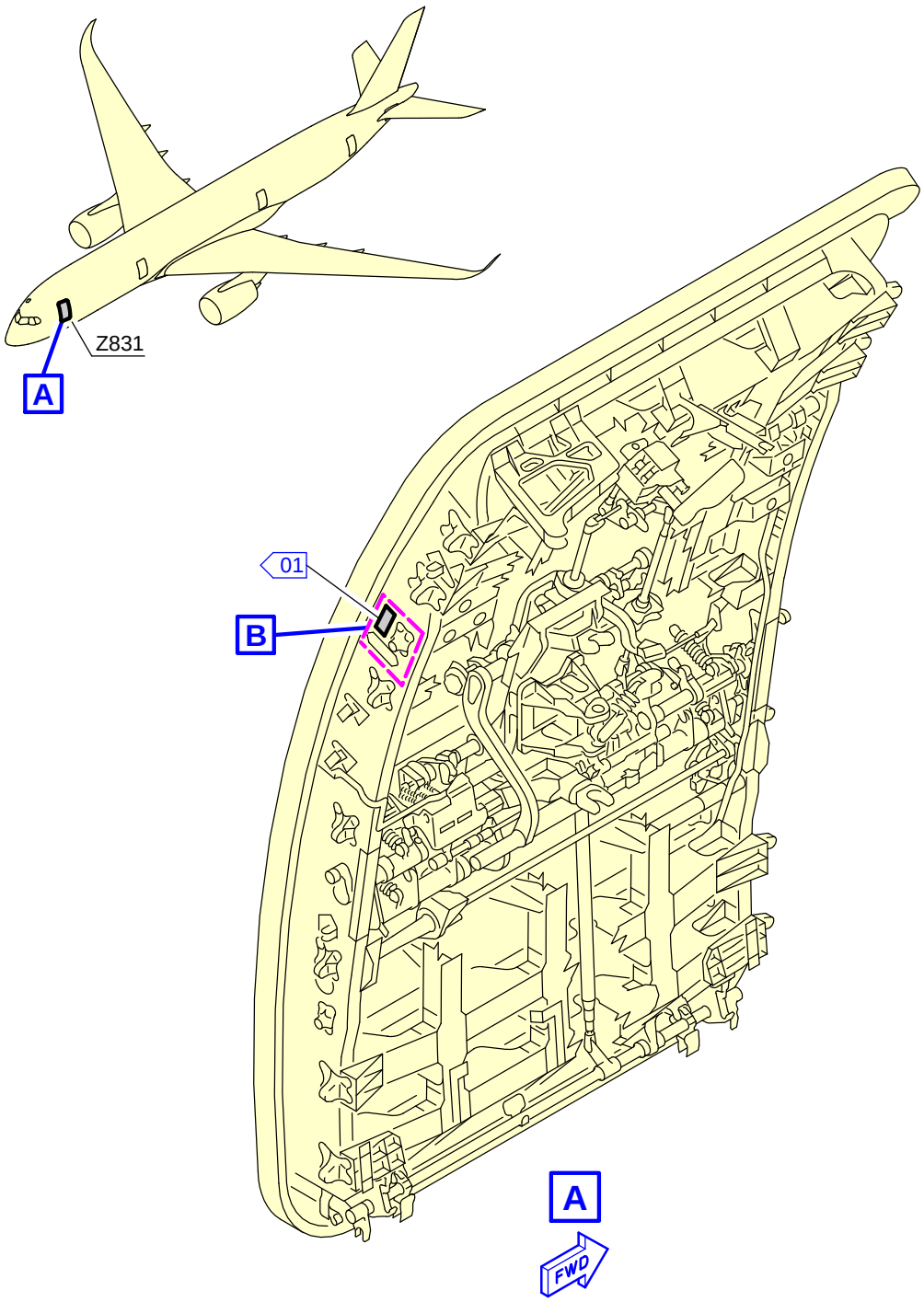

NOTE:

01 BECAUSE OF THE AIRCRAFT CONFIGURATION, THE LOCATION OF THE PLATE CAN CHANGE IN THIS AREA.

ICN-A350-A-52XXP049-A-FAPE3-05RXS-A-001-01

Figure ICN-A350-A-52XXP049-A-FAPE3-05RXS-A-001-01 SHEET 1/2

CONF 001 002

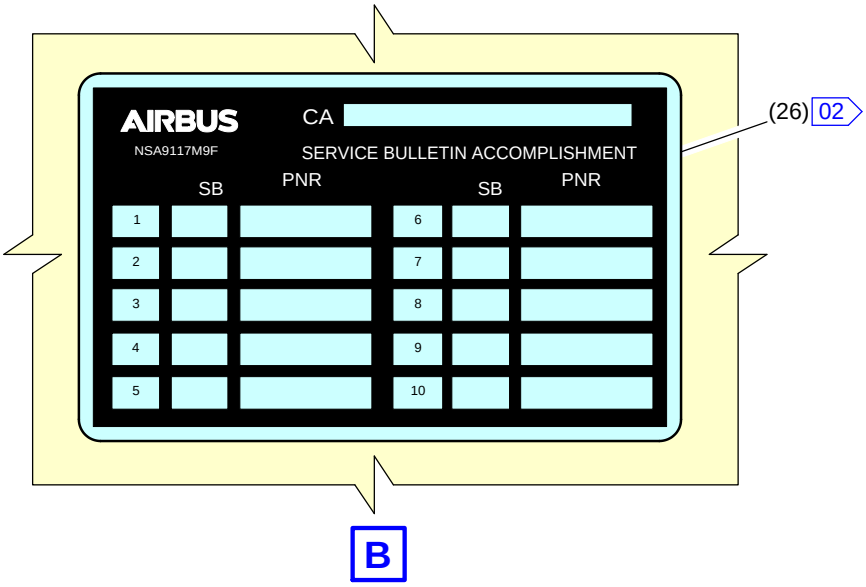

NOTE:

02 THE HORIZONTAL OR VERTICAL POSITION OF THE PLATE, ITEM (26), CAN CHANGE BECAUSE OF THE AIRCRAFT CONFIGURATION.

ICN-A350-A-52XXP049-A-FAPE3-05RXT-A-001-01

Figure ICN-A350-A-52XXP049-A-FAPE3-05RXT-A-001-01 SHEET 2/2

CONF 003 005 007 010-014 019 025 026

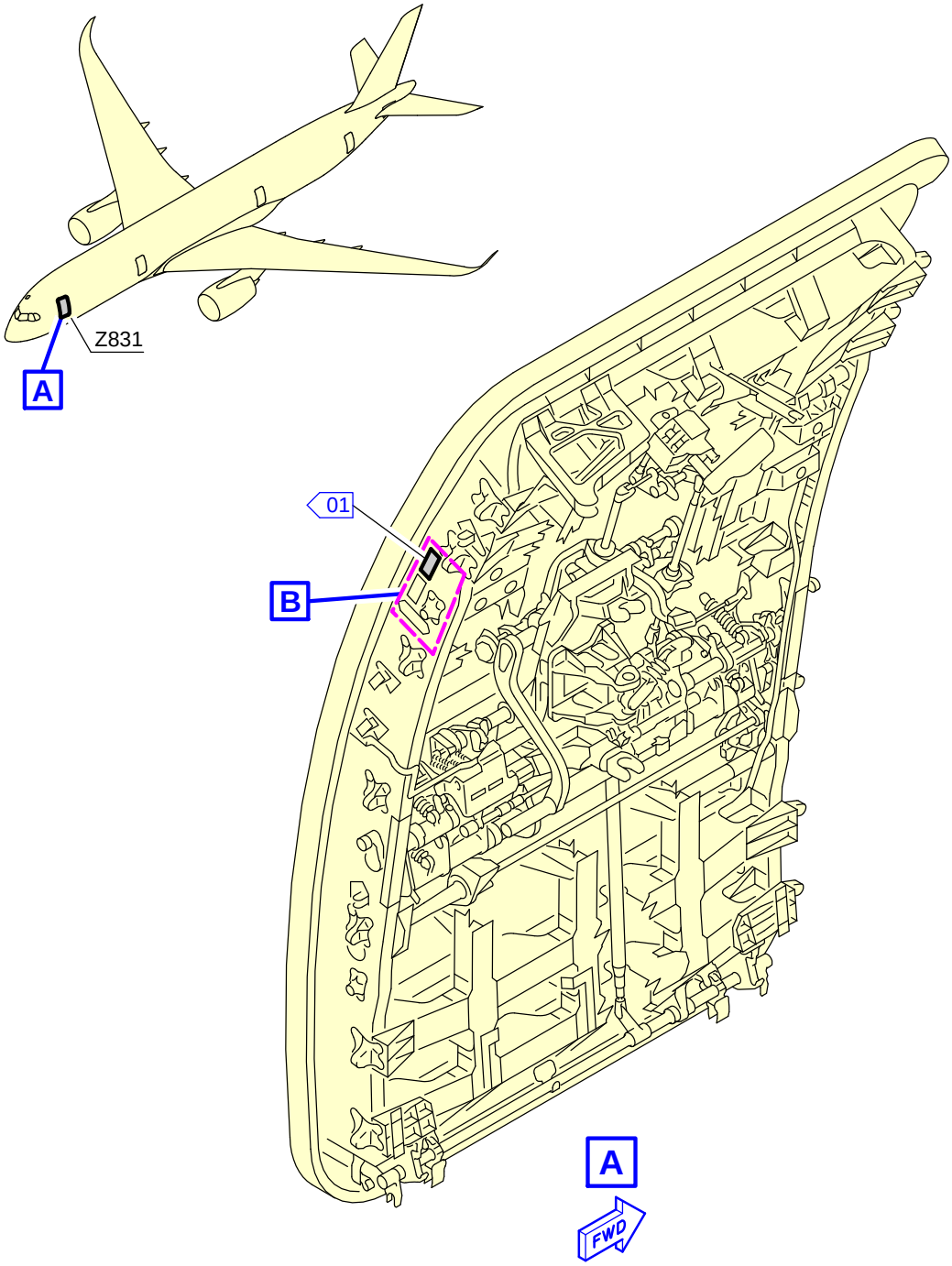

NOTE:

01 BECAUSE OF THE AIRCRAFT CONFIGURATION, THE LOCATION OF THE PLATE CAN CHANGE IN THIS AREA.

ICN-A350-A-52XXP049-A-FAPE3-05RXU-A-001-01

Figure ICN-A350-A-52XXP049-A-FAPE3-05RXU-A-001-01 SHEET 1/2

CONF 003 005 007 010-014 019 025 026

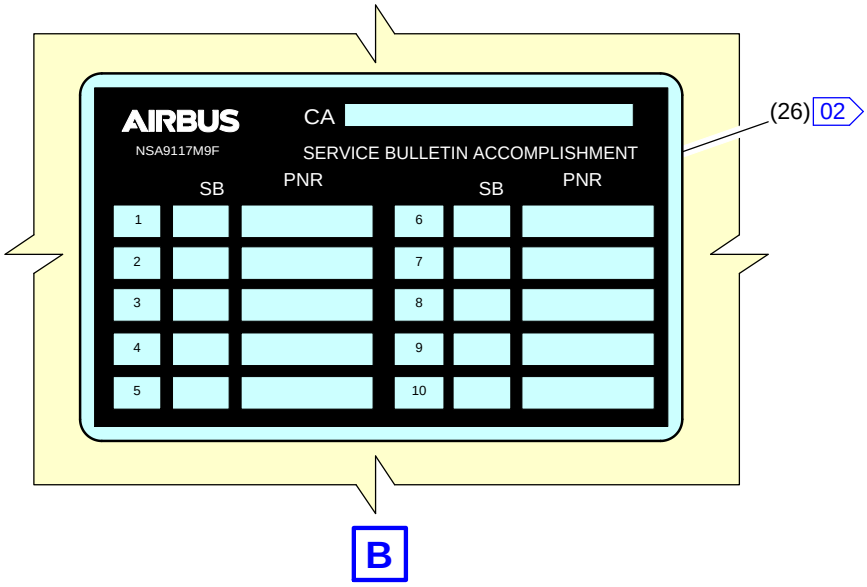

NOTE:

02 THE HORIZONTAL OR VERTICAL POSITION OF THE PLATE, ITEM (26), CAN CHANGE BECAUSE OF THE AIRCRAFT CONFIGURATION.

ICN-A350-A-52XXP049-A-FAPE3-05RXV-A-001-01

Figure ICN-A350-A-52XXP049-A-FAPE3-05RXV-A-001-01 SHEET 2/2

CONF 001 002

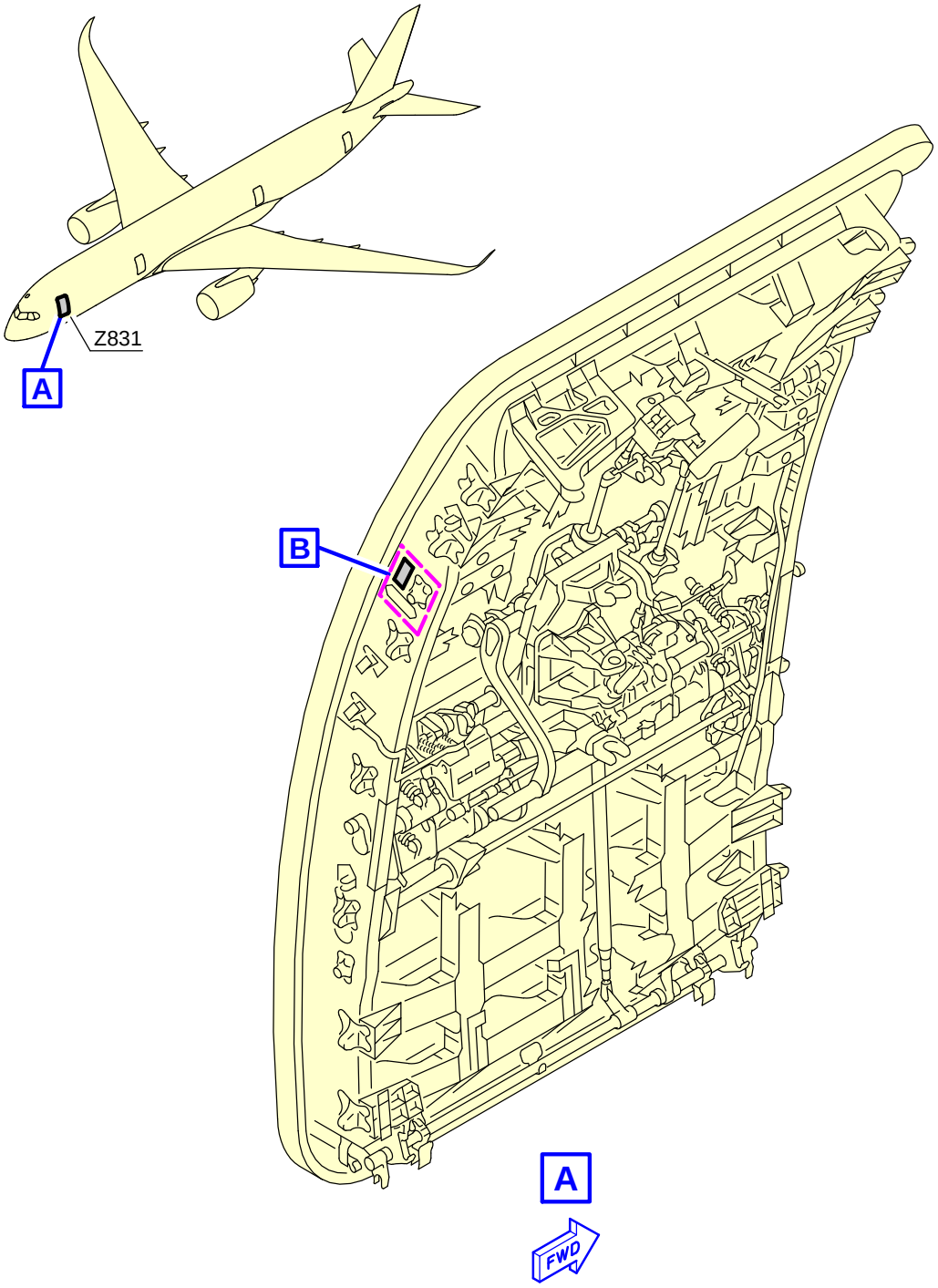

ICN-A350-A-52XXP049-A-FAPE3-05RZC-A-001-01

Figure ICN-A350-A-52XXP049-A-FAPE3-05RZC-A-001-01 SHEET 1/2

CONF 001 002

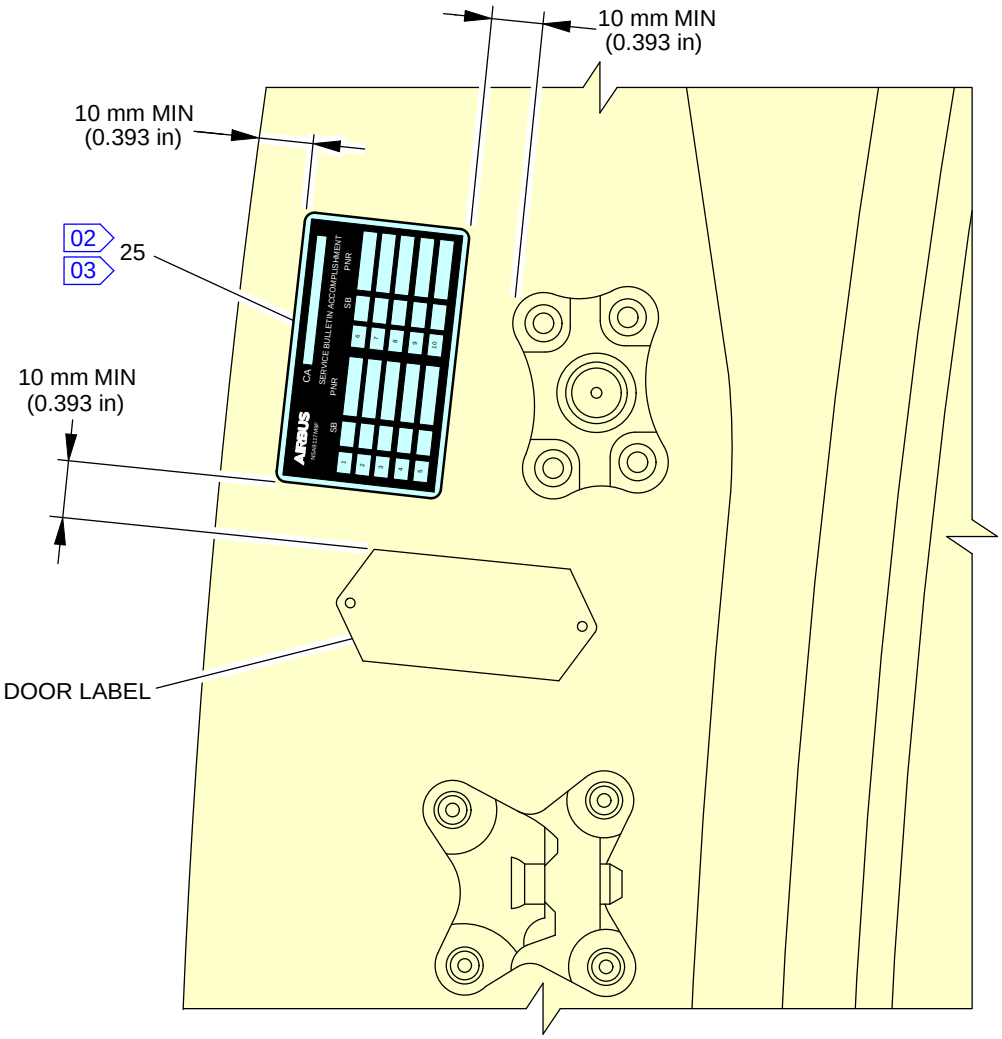

NOTE:

01 BEFORE THE BONDING OF THE PLATE, CLEAN THE SURFACE WITH MATERIALS No 08BAA9 AND No 14SBA1.

02 BOND THE PLATE, ITEM 25, WITH MATERIAL No 05EJL9 ABOVE THE DOOR LABEL, WHERE SPACE IS AVAILABLE.

03 PROTECT THE PLATE, ITEM 25, WITH MATERIAL No 04SBA3.

ICN-A350-A-52XXP049-A-FAPE3-05RZD-A-001-01

Figure ICN-A350-A-52XXP049-A-FAPE3-05RZD-A-001-01 SHEET 2/2

CONF 003 005 007 010-014 019 025 026

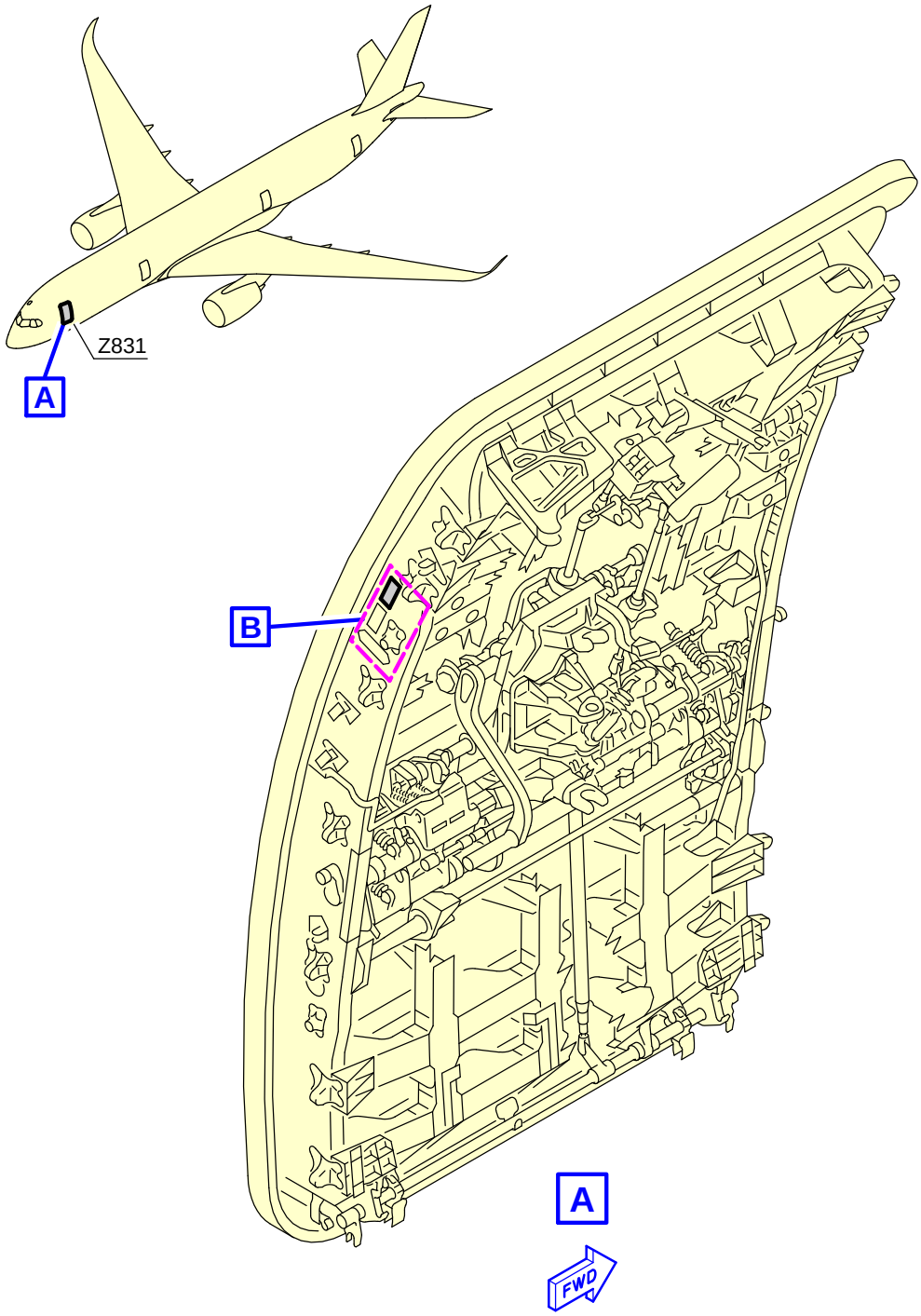

ICN-A350-A-52XXP049-A-FAPE3-05RZE-A-001-01

Figure ICN-A350-A-52XXP049-A-FAPE3-05RZE-A-001-01 SHEET 1/2

CONF 003 005 007 010-014 019 025 026

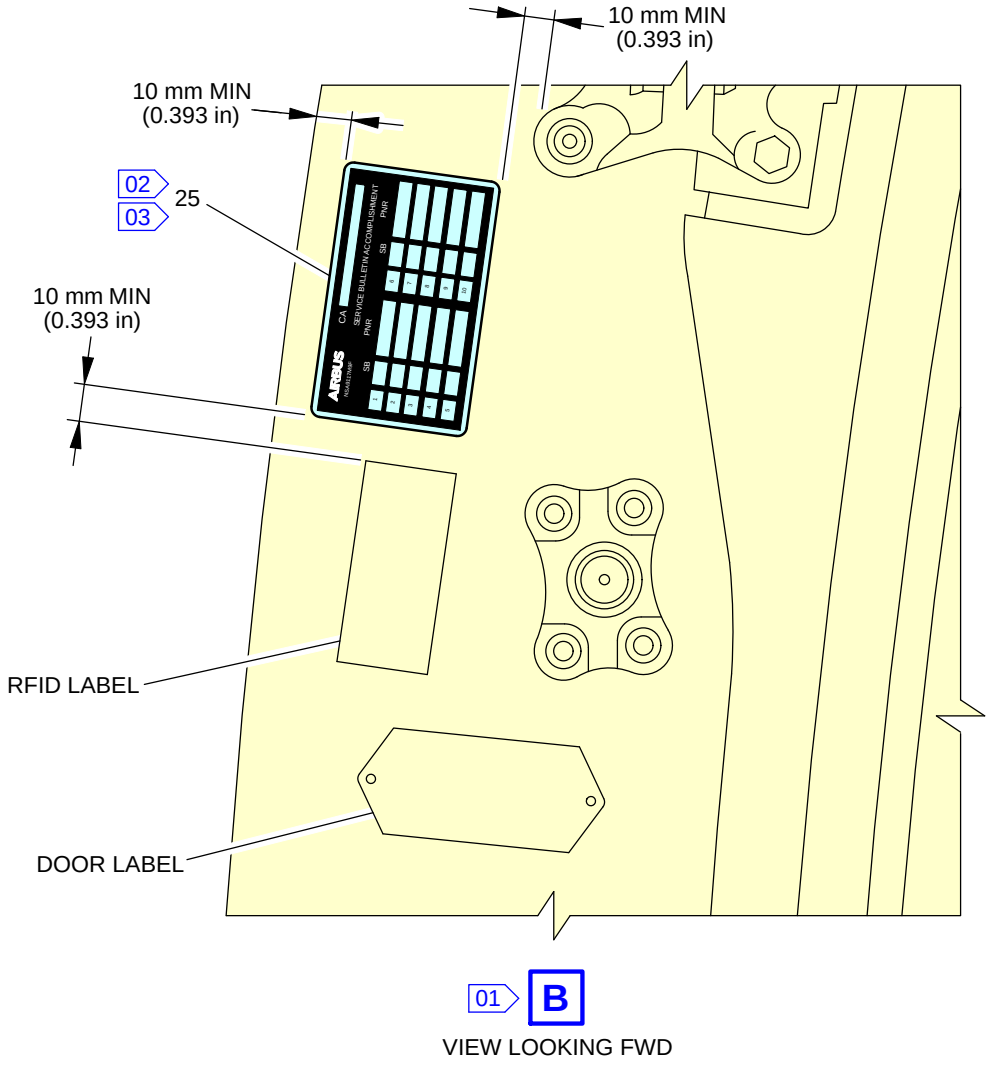

NOTE:

01 BEFORE THE BONDING OF THE PLATE, CLEAN THE SURFACE WITH MATERIALS No 08BAA9 AND No 14SBA1.

02 BOND THE PLATE, ITEM 25, WITH MATERIAL No 05EJL9 ABOVE THE RFID LABEL, WHERE SPACE IS AVAILABLE.

03 PROTECT THE PLATE, ITEM 25, WITH MATERIAL No 04SBA3.

ICN-A350-A-52XXP049-A-FAPE3-05RZF-A-001-01

Figure ICN-A350-A-52XXP049-A-FAPE3-05RZF-A-001-01 SHEET 2/2

CONF 001-003 006 008 010-014 019 021 024-026

(10) Task A350-A-52-XX-P049-10001-900A-A (A350-A-52-XX-P049-10ZZZ-900Z-A) Re-Identify the PAX/Crew Door 1, RH Side

Job Set-Up Information

Working Area

Impacted Zone	Access / Work Location	
841	Access	Door 841

Manpower/Resources/Skills

Man-hours	0.25 h
Minimum Number of person	1
Elapsed Time	0.25 h
Skills	Airframe

Material necessary to do the job

Consumables				
ITEM	**REFERENCE CML**	**DESCRIPTION**	**DRAWING**	**SEE NOTES**
	04SBA3	Varnish Polyurethane - Low VOC - External Structure		
	05EJL9	Epoxy Adhesive - Metal to metal - Legacy		
	08BAA9	Non Aqueous Cleaner - General		
	14SBA1	Textile - Lint free Cotton		

Components					
ITEM	**PART No.**	**QTY (UM)**	**KEYWORD**	**DRAWING**	**SEE NOTES**
25	NSA9117M9F	1	PLATE		(1) (2) (3)
NOTE(S)					
(1): The components listed above are not an AIRBUS Kit, the required parts must be ordered as necessary through the given channel.					
(2): This item has a Shelf Life of less than or equal to 24 months and must be ordered when you intend to accomplish the Service Bulletin.					
(3): The components listed above are only necessary if the identification plate is not installed. The quantity of these items is to be ordered as required.					

Referenced Information

Manuals/Drawings	References/Sheets
ASR	A350-A-51-77-11-00ZZZ-660Z-A
MP	A350-A-11-XX-XX-00ZZZ-691Z-A
SD	A350-A-06-3X-XX-01ZZZ-04CZ-A
CML	CONSUMABLE MATERIAL LIST (CML)
PMS	01-06-12

Procedure

(a) Standard practices given in this procedure:

1 For identification of zones, refer to Ref. SD A350-A-06-3X-XX-01ZZZ-04CZ-A.

2 For the specification of Material application codes given in this Service Bulletin, refer to the Ref. CML.

3 Do the cleaning process in accordance with Ref. ASR A350-A-51-77-11-00ZZZ-660Z-A.

4 For the re-identification of parts using indelible link, refer to Ref. PMS 01-06-12.

5 For the installation of placards, refer to Ref. MP A350-A-11-XX-XX-00ZZZ-691Z-A.

(b) Make sure that the identification plate, item (26), is installed, refer to Ref. Fig. Inspection of the Installed Door Plate 1 RH.

1 If the identification plate is installed, cross out its CSC number.

2 If the identification plate is not installed, install the new identification plate, item 25, refer to Ref. Fig. Installation of the Door Plate 1 RH.

a Clean the surface of the installation area of the plate with:

Textile - Lint free Cotton and	14SBA1	
Non Aqueous Cleaner - General	08BAA9	

b Bond the new identification plate:

1	PLATE-IDENTIFICATION with:	NSA9117M9F	Item 25
	Epoxy Adhesive - Metal to metal - Legacy	05EJL9	

c Cross out the old CSC number on the door label.

(c) Mark the new CSC number on the door label, refer to Ref. Fig. Installation of the Door Plate 1 RH.

1 Identify the CSC number at aircraft delivery on the original door identification plate.

2 Identify which Service Bulletins have been accomplished on the door before.

3 Identify the new door CSC number in accordance with the SBIT No. 20-0049, using as inputs the CSC number at aircraft delivery, the Service Bulletins that have been accomplished on the door before and this Service Bulletin.

4 Mark the new CSC number of the door and the Service Bulletin number on the door label.

(d) Protect identification plate, refer to Ref. Fig. Installation of the Door Plate 1 RH, with:

Varnish Polyurethane - Low VOC - External Structure	04SBA3

CONF 001 002

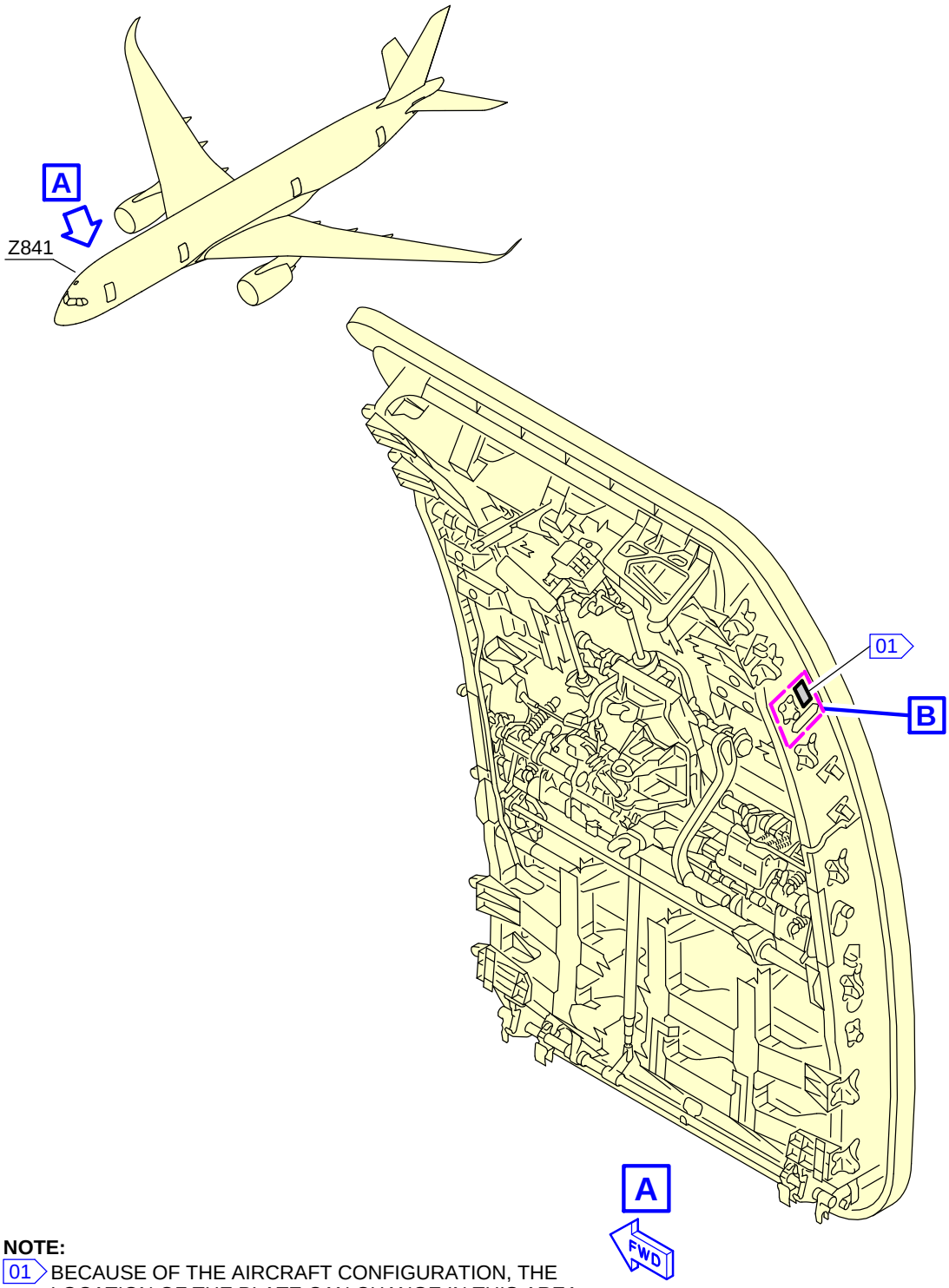

NOTE:

01 BECAUSE OF THE AIRCRAFT CONFIGURATION, THE LOCATION OF THE PLATE CAN CHANGE IN THIS AREA.

ICN-A350-A-52XXP049-A-FAPE3-05RXW-A-001-01

Figure ICN-A350-A-52XXP049-A-FAPE3-05RXW-A-001-01 SHEET 1/2

CONF 001 002

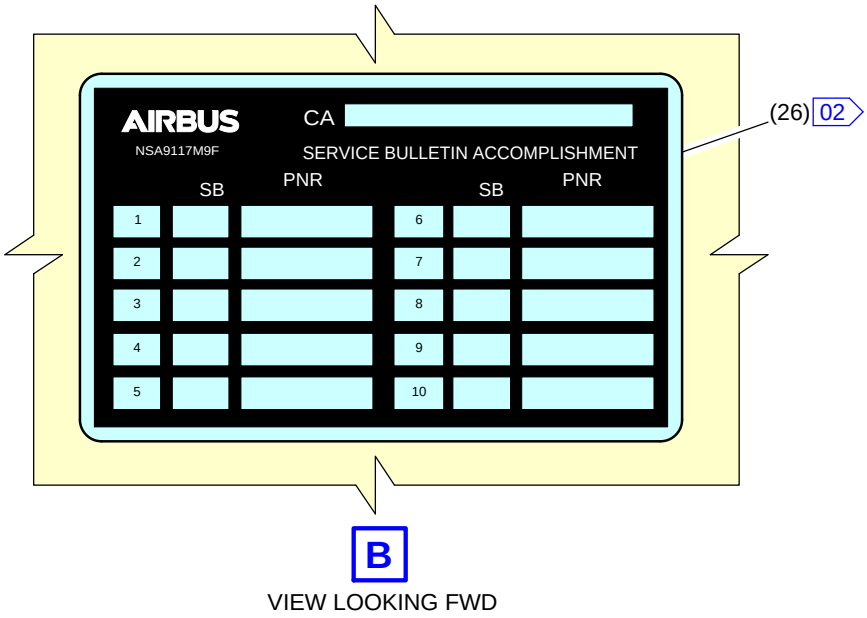

NOTE:

02 THE HORIZONTAL OR VERTICAL POSITION OF THE PLATE, ITEM (26), CAN CHANGE BECAUSE OF THE AIRCRAFT CONFIGURATION.

ICN-A350-A-52XXP049-A-FAPE3-05RXX-A-001-01

Figure ICN-A350-A-52XXP049-A-FAPE3-05RXX-A-001-01 SHEET 2/2

CONF 003 006 008 010-014 019 021 024-026

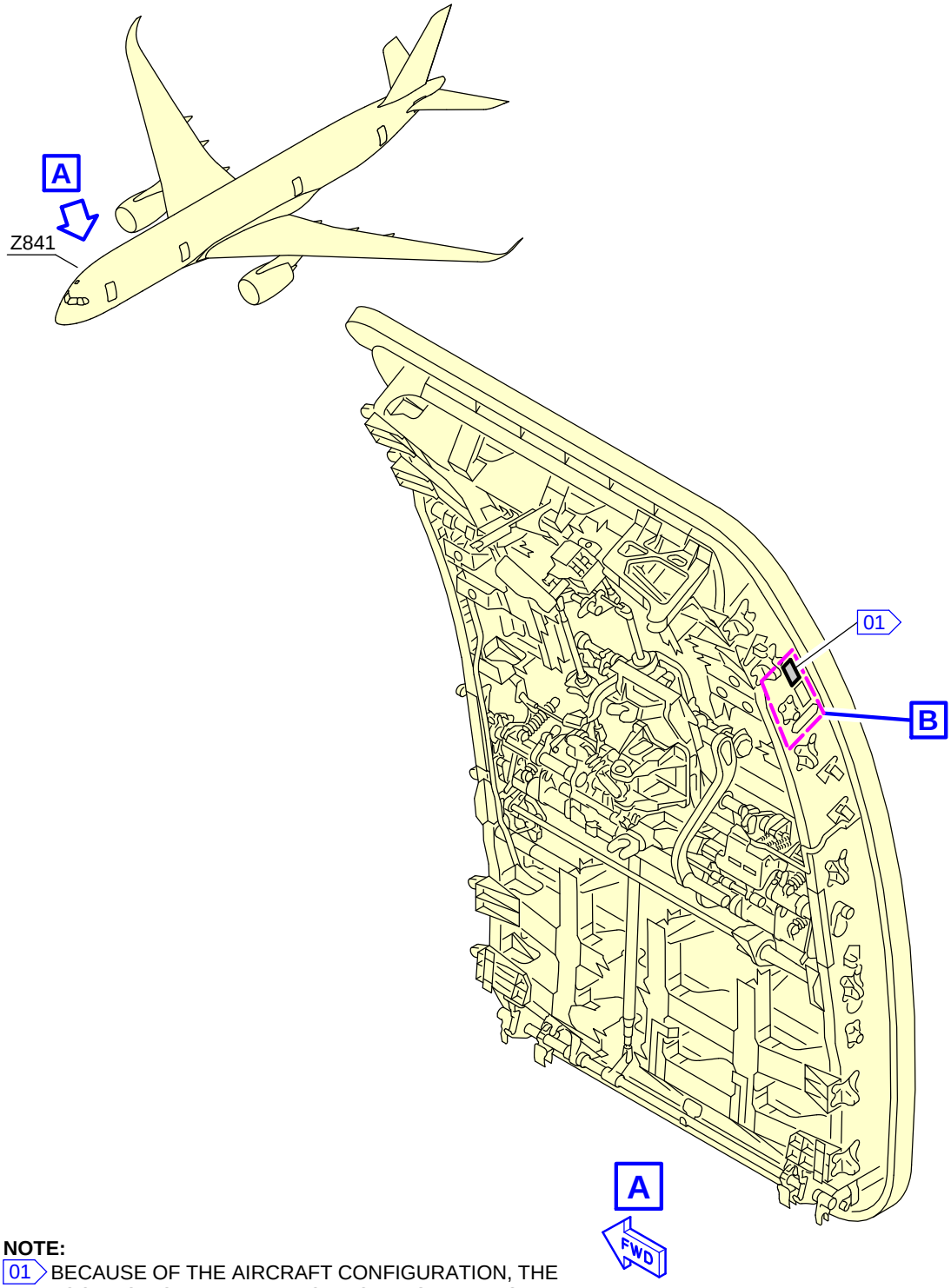

NOTE:

01 BECAUSE OF THE AIRCRAFT CONFIGURATION, THE LOCATION OF THE PLATE CAN CHANGE IN THIS AREA.

ICN-A350-A-52XXP049-A-FAPE3-05RXY-A-001-01

Figure ICN-A350-A-52XXP049-A-FAPE3-05RXY-A-001-01 SHEET 1/2

CONF 003 006 008 010-014 019 021 024-026

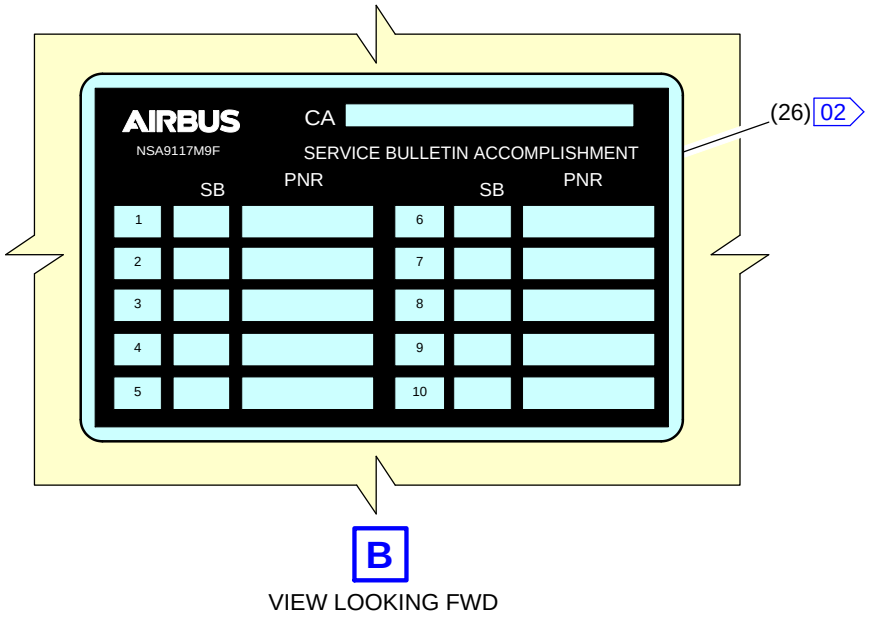

NOTE:

02 THE HORIZONTAL OR VERTICAL POSITION OF THE PLATE, ITEM (26), CAN CHANGE BECAUSE OF THE AIRCRAFT CONFIGURATION.

ICN-A350-A-52XXP049-A-FAPE3-05RXZ-A-001-01

Figure ICN-A350-A-52XXP049-A-FAPE3-05RXZ-A-001-01 SHEET 2/2

CONF 001 002

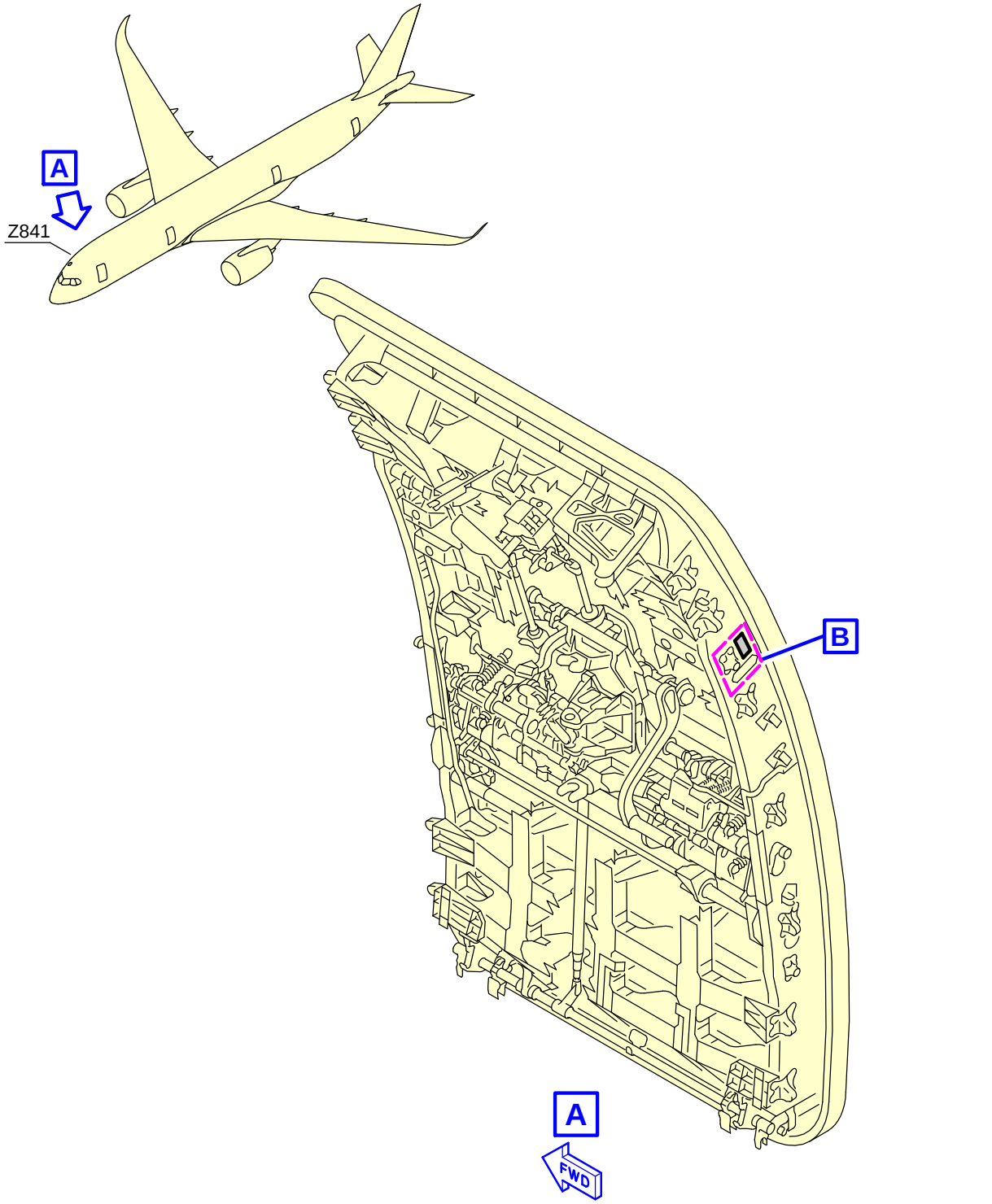

ICN-A350-A-52XXP049-A-FAPE3-05RZG-A-001-01

Figure ICN-A350-A-52XXP049-A-FAPE3-05RZG-A-001-01 SHEET 1/2

CONF 001 002

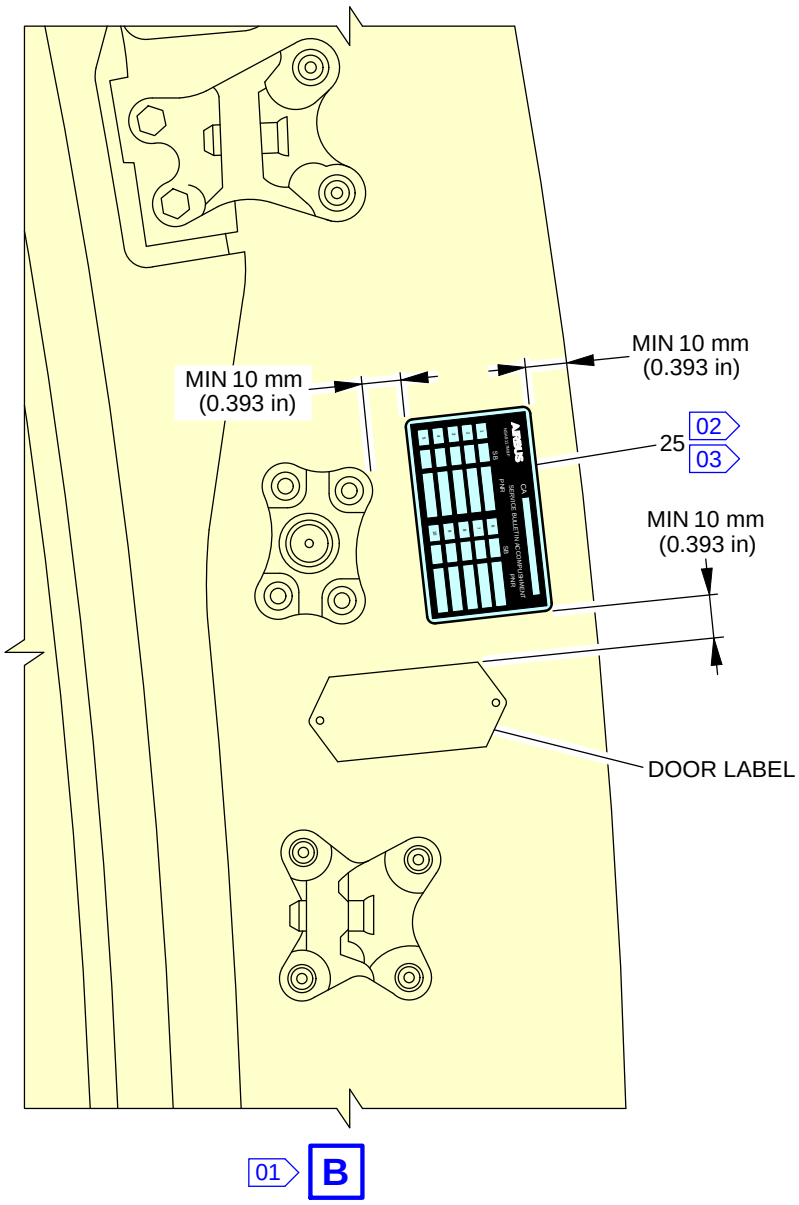

NOTE:

01 BEFORE THE BONDING OF THE PLATE, CLEAN THE SURFACE WITH MATERIALS No 08BAA9 AND No 14SBA1.

02 BOND THE PLATE, ITEM 25, WITH MATERIAL No 05EJL9 ABOVE THE DOOR LABEL, WHERE SPACE IS AVAILABLE.

03 PROTECT THE PLATE, ITEM 25, WITH MATERIAL No 04SBA3.

ICN-A350-A-52XXP049-A-FAPE3-05RZH-A-001-01

Figure ICN-A350-A-52XXP049-A-FAPE3-05RZH-A-001-01 SHEET 2/2

CONF 003 006 008 010-014 019 021 024-026

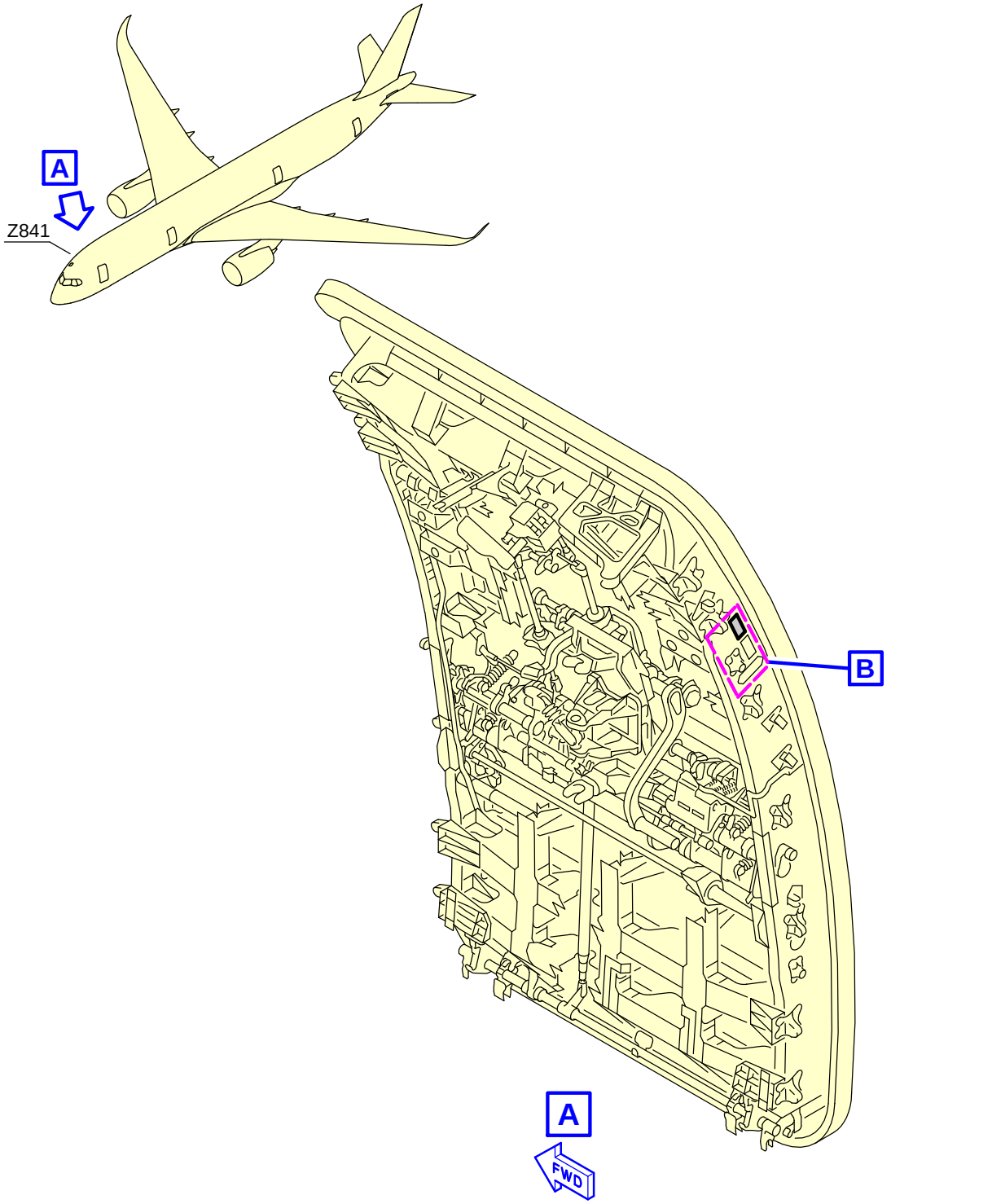

ICN-A350-A-52XXP049-A-FAPE3-05RZI-A-001-01

Figure ICN-A350-A-52XXP049-A-FAPE3-05RZI-A-001-01 SHEET 1/2

CONF 003 006 008 010-014 019 021 024-026

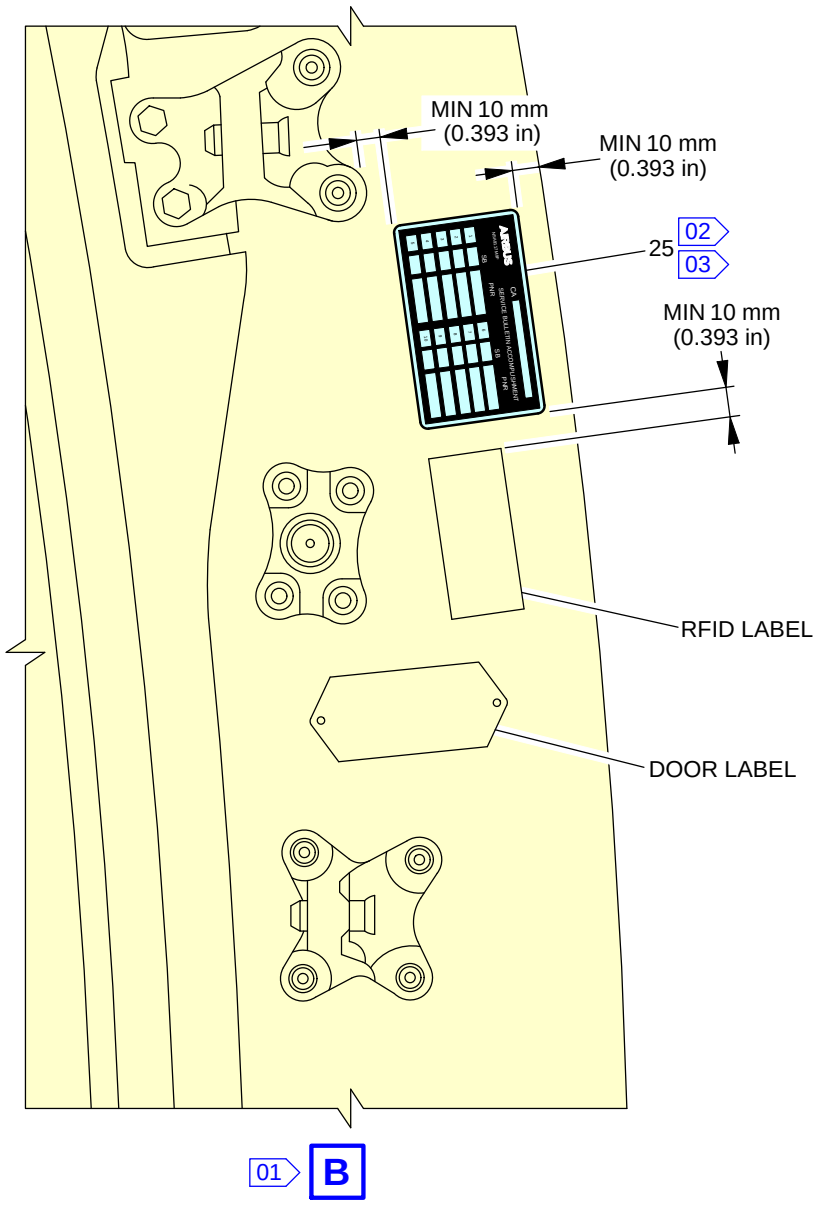

NOTE:

01 BEFORE THE BONDING OF THE PLATE, CLEAN THE SURFACE WITH MATERIALS No 08BAA9 AND No 14SBA1.

02 BOND THE PLATE, ITEM 25, WITH MATERIAL No 05EJL9 ABOVE THE RFID LABEL, WHERE SPACE IS AVAILABLE.

03 PROTECT THE PLATE, ITEM 25, WITH MATERIAL No 04SBA3.

ICN-A350-A-52XXP049-A-FAPE3-05RZJ-A-001-01

Figure ICN-A350-A-52XXP049-A-FAPE3-05RZJ-A-001-01 SHEET 2/2

CONF 001-005 007 008 011-013 017 019 025 026

(11) Task A350-A-52-XX-P049-11001-900A-A (A350-A-52-XX-P049-11ZZZ-900Z-A) Re-Identify the PAX/Crew Door 2, LH Side

Job Set-Up Information

Working Area

Impacted Zone	Access / Work Location	
832	Access	Door 832

Manpower/Resources/Skills

Man-hours	0.25 h
Minimum Number of person	1
Elapsed Time	0.25 h
Skills	Airframe

Material necessary to do the job

Consumables

ITEM	REFERENCE CML	DESCRIPTION	DRAWING	SEE NOTES
	04SBA3	Varnish Polyurethane - Low VOC - External Structure		
	05EJL9	Epoxy Adhesive - Metal to metal - Legacy		
	08BAA9	Non Aqueous Cleaner - General		
	14SBA1	Textile - Lint free Cotton		

Components

ITEM	PART No.	QTY (UM)	KEYWORD	DRAWING	SEE NOTES
25	NSA9117M9F	1	PLATE		(1) (2) (3)

NOTE(S)

(1): The components listed above are not an AIRBUS Kit, the required parts must be ordered as necessary through the given channel.

(2): This item has a Shelf Life of less than or equal to 24 months and must be ordered when you intend to accomplish the Service Bulletin.

(3): The components listed above are only necessary if the identification plate is not installed. The quantity of these items is to be ordered as required.

Referenced Information

Manuals/Drawings	References/Sheets
ASR	A350-A-51-77-11-00ZZZ-660Z-A
MP	A350-A-11-XX-XX-00ZZZ-691Z-A
SD	A350-A-06-3X-XX-01ZZZ-04CZ-A
CML	CONSUMABLE MATERIAL LIST (CML)
PMS	01-06-12

Procedure

(a) Standard practices given in this procedure:

1 For identification of zones, refer to Ref. SD A350-A-06-3X-XX-01ZZZ-04CZ-A.

2 For the specification of Material application codes given in this Service Bulletin, refer to the Ref. CML.

3 Do the cleaning process in accordance with Ref. ASR A350-A-51-77-11-00ZZZ-660Z-A.

4 For the re-identification of parts using indelible link, refer to Ref. PMS 01-06-12.

5 For the installation of placards, refer to Ref. MP A350-A-11-XX-XX-00ZZZ-691Z-A.

(b) Make sure that the identification plate, item (26), is installed, refer to Ref. Fig. Inspection of the Installed Door Plate 2 LH.

1 If the identification plate is installed, cross out its CSC number.

2 If the identification plate is not installed, install the new identification plate, item 25, refer to Ref. Fig. Installation of the Door Plate 2 LH.

a Clean the surface of the installation area of the plate with:

Textile - Lint free Cotton and	14SBA1	
Non Aqueous Cleaner - General	08BAA9	

b Bond the new identification plate:

1	PLATE-IDENTIFICATION with:	NSA9117M9F	Item 25
	Epoxy Adhesive - Metal to metal - Legacy	05EJL9	

c Cross out the old CSC number on the door label.

(c) Mark the new CSC number on the door label, refer to Ref. Fig. Installation of the Door Plate 2 LH.

1 Identify the CSC number at aircraft delivery on the original door identification plate.

2 Identify which Service Bulletins have been accomplished on the door before.

3 Identify the new door CSC number in accordance with the SBIT No. 20-0049, using as inputs the CSC number at aircraft delivery, the Service Bulletins that have been accomplished on the door before and this Service Bulletin.

4 Mark the new CSC number of the door and the Service Bulletin number on the door label.

(d) Protect identification plate, refer to Ref. Fig. Installation of the Door Plate 2 LH, with:

Varnish Polyurethane - Low VOC - External Structure	04SBA3

CONF 001 002

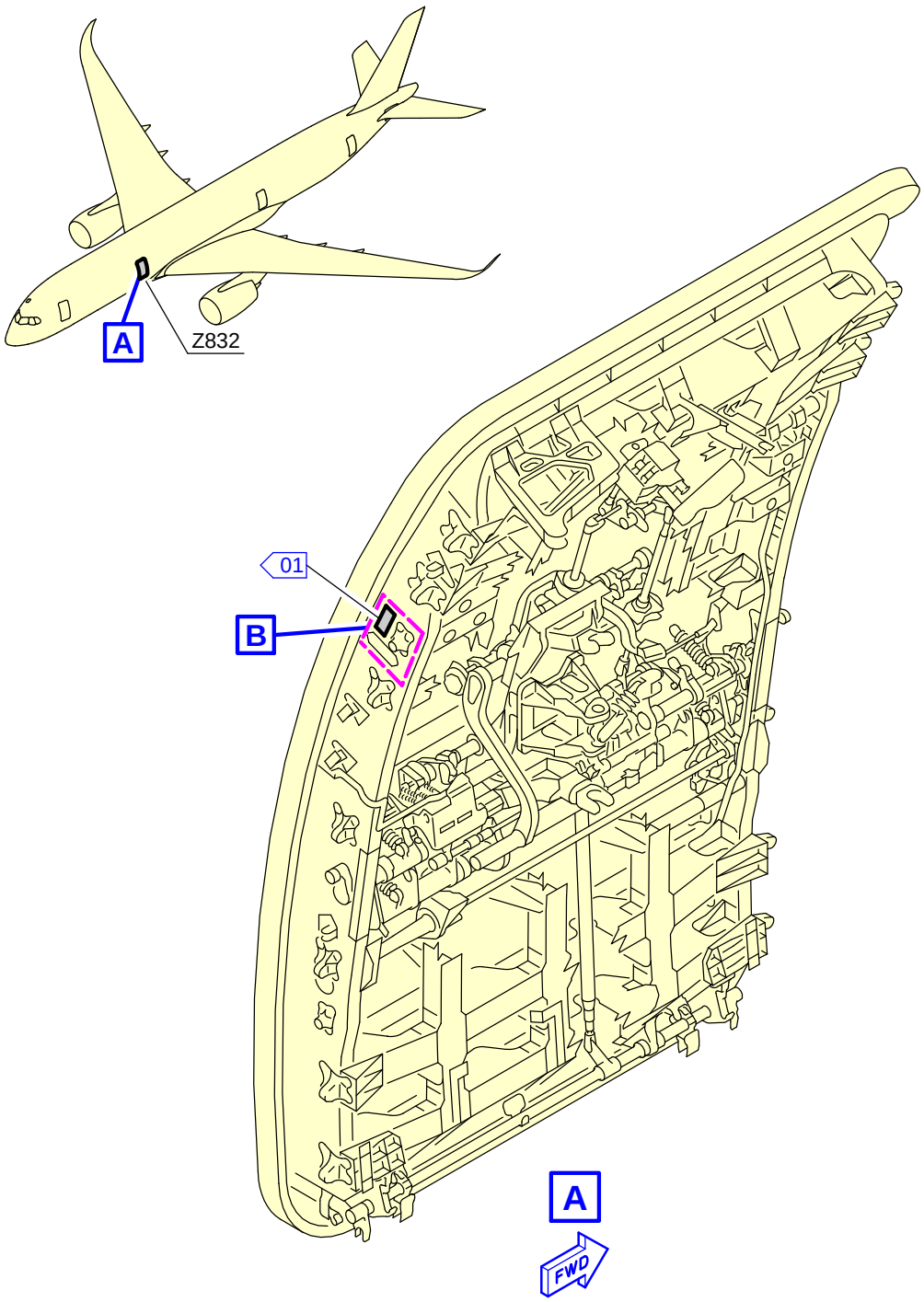

NOTE:

01 BECAUSE OF THE AIRCRAFT CONFIGURATION, THE LOCATION OF THE PLATE CAN CHANGE IN THIS AREA.

ICN-A350-A-52XXP049-A-FAPE3-05RY0-A-001-01

Figure ICN-A350-A-52XXP049-A-FAPE3-05RY0-A-001-01 SHEET 1/2

CONF 001 002

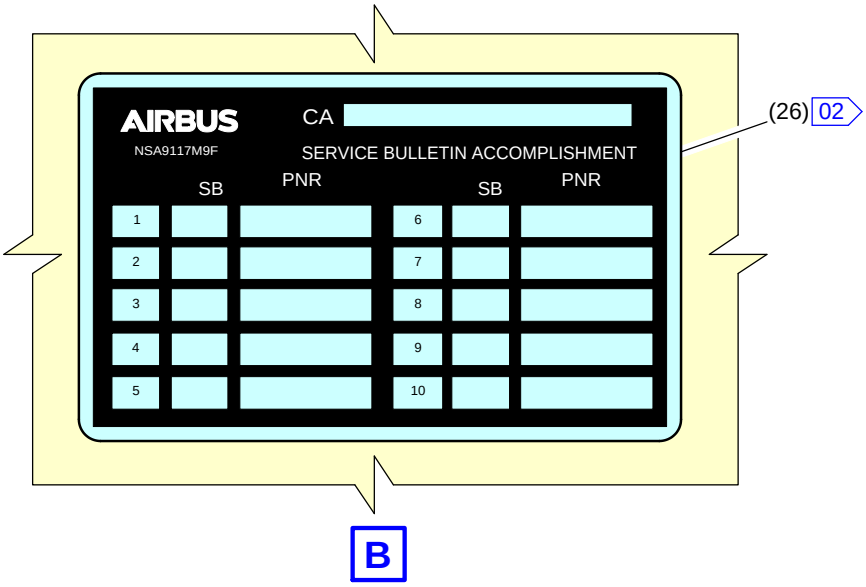

NOTE:

02 THE HORIZONTAL OR VERTICAL POSITION OF THE PLATE, ITEM (26), CAN CHANGE BECAUSE OF THE AIRCRAFT CONFIGURATION.

ICN-A350-A-52XXP049-A-FAPE3-05RY1-A-001-01

Figure ICN-A350-A-52XXP049-A-FAPE3-05RY1-A-001-01 SHEET 2/2

CONF 003-005 007 008 011-013 017 019 025 026

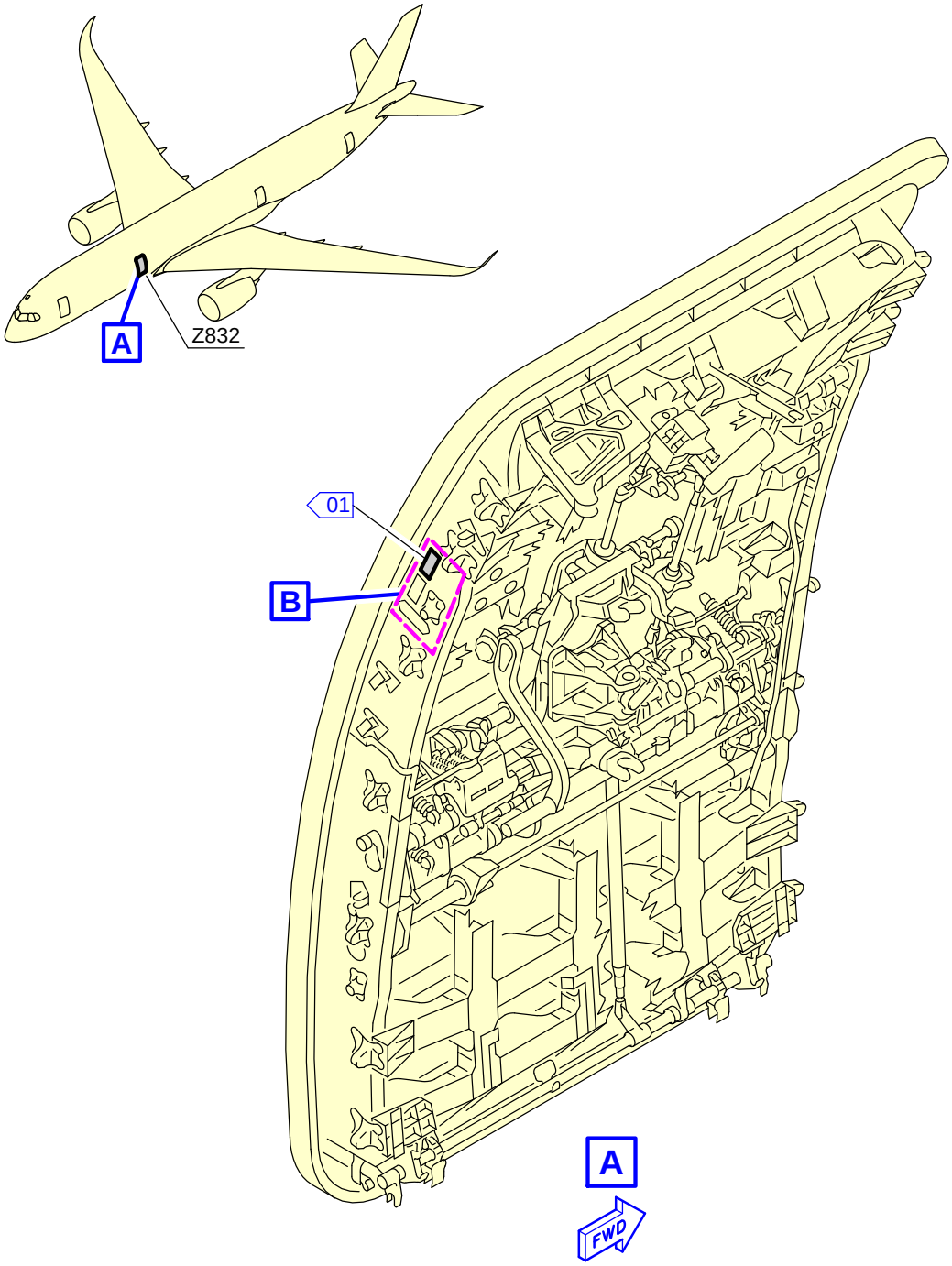

NOTE:

01 BECAUSE OF THE AIRCRAFT CONFIGURATION, THE LOCATION OF THE PLATE CAN CHANGE IN THIS AREA.

ICN-A350-A-52XXP049-A-FAPE3-05RYX-A-001-01

Figure ICN-A350-A-52XXP049-A-FAPE3-05RYX-A-001-01 SHEET 1/2

CONF 003-005 007 008 011-013 017 019 025 026

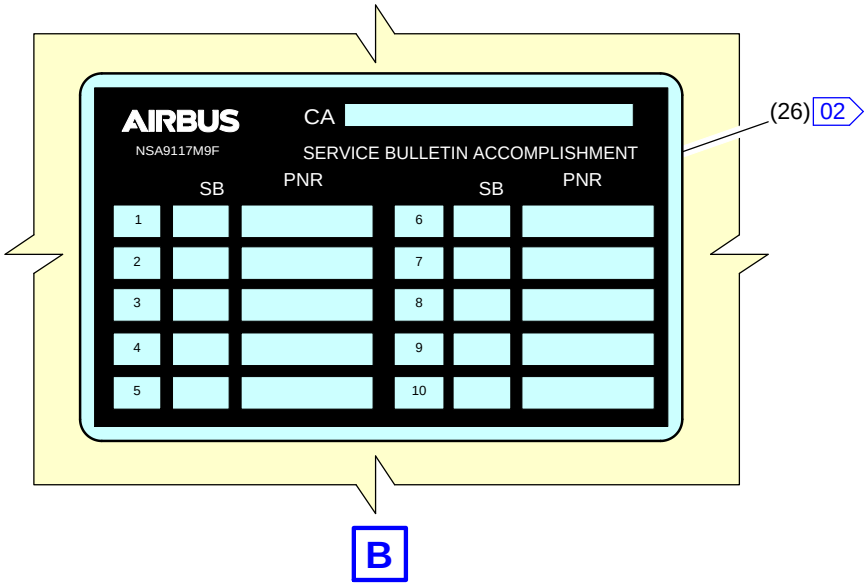

NOTE:

02 THE HORIZONTAL OR VERTICAL POSITION OF THE PLATE, ITEM (26), CAN CHANGE BECAUSE OF THE AIRCRAFT CONFIGURATION.

ICN-A350-A-52XXP049-A-FAPE3-05RYY-A-001-01

Figure ICN-A350-A-52XXP049-A-FAPE3-05RYY-A-001-01 SHEET 2/2

CONF 001 002

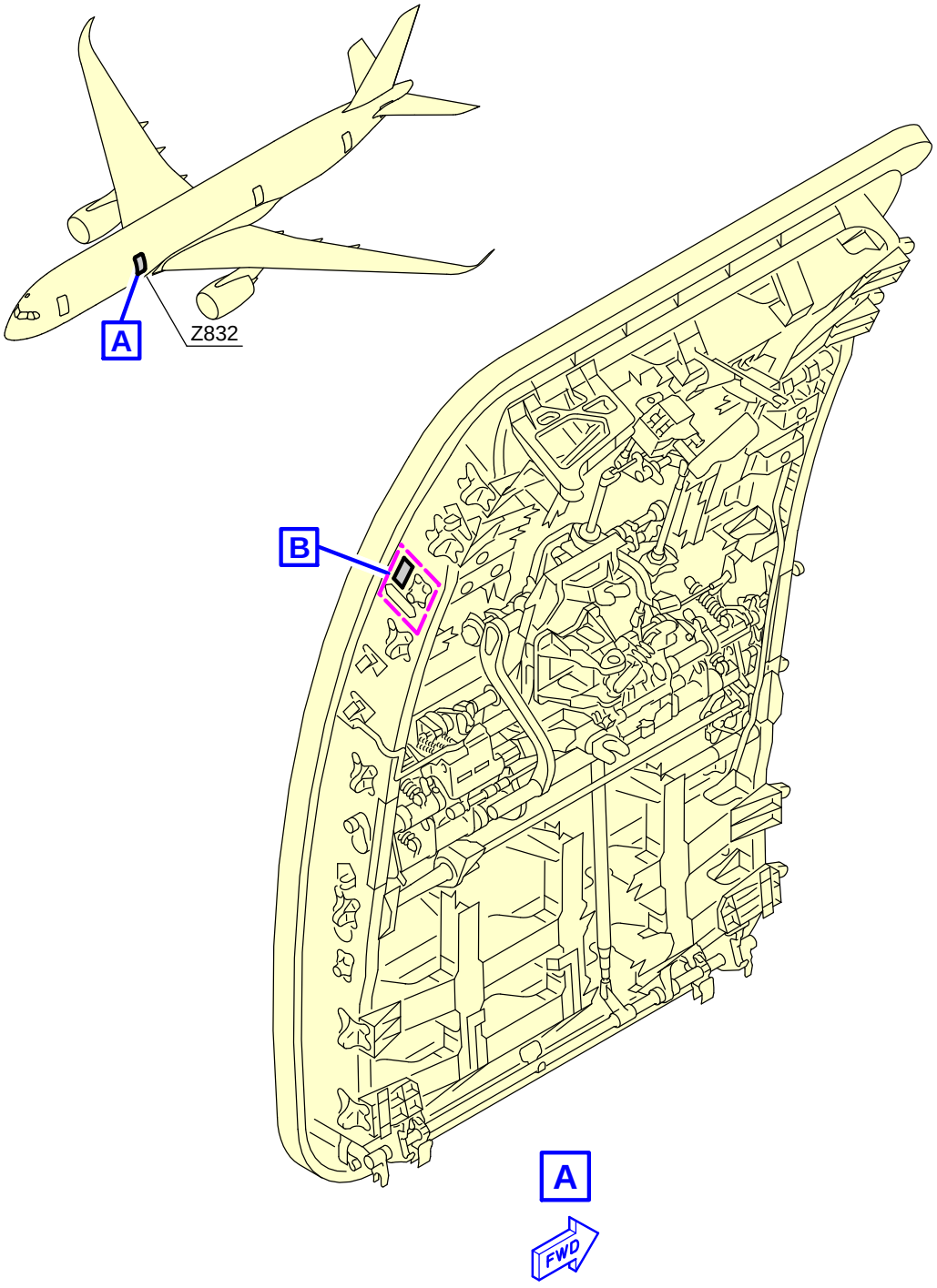

ICN-A350-A-52XXP049-A-FAPE3-05S00-A-001-01

Figure ICN-A350-A-52XXP049-A-FAPE3-05S00-A-001-01 SHEET 1/2

CONF 001 002

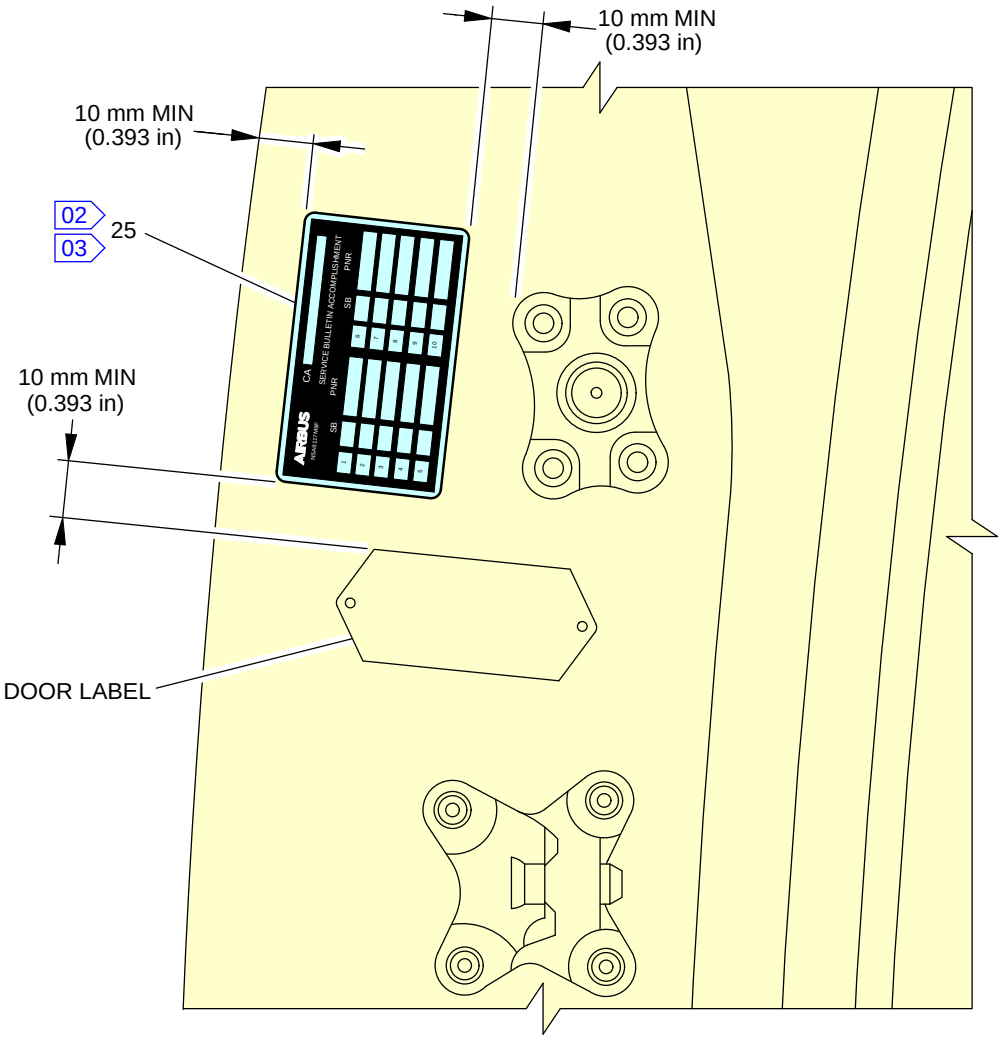

NOTE:

01 BEFORE THE BONDING OF THE PLATE, CLEAN THE SURFACE WITH MATERIALS No 08BAA9 AND No 14SBA1.

02 BOND THE PLATE, ITEM 25, WITH MATERIAL No 05EJL9 ABOVE THE DOOR LABEL, WHERE SPACE IS AVAILABLE.

03 PROTECT THE PLATE, ITEM 25, WITH MATERIAL No 04SBA3.

ICN-A350-A-52XXP049-A-FAPE3-05S01-A-001-01

Figure ICN-A350-A-52XXP049-A-FAPE3-05S01-A-001-01 SHEET 2/2

CONF 003-005 007 008 011-013 017 019 025 026

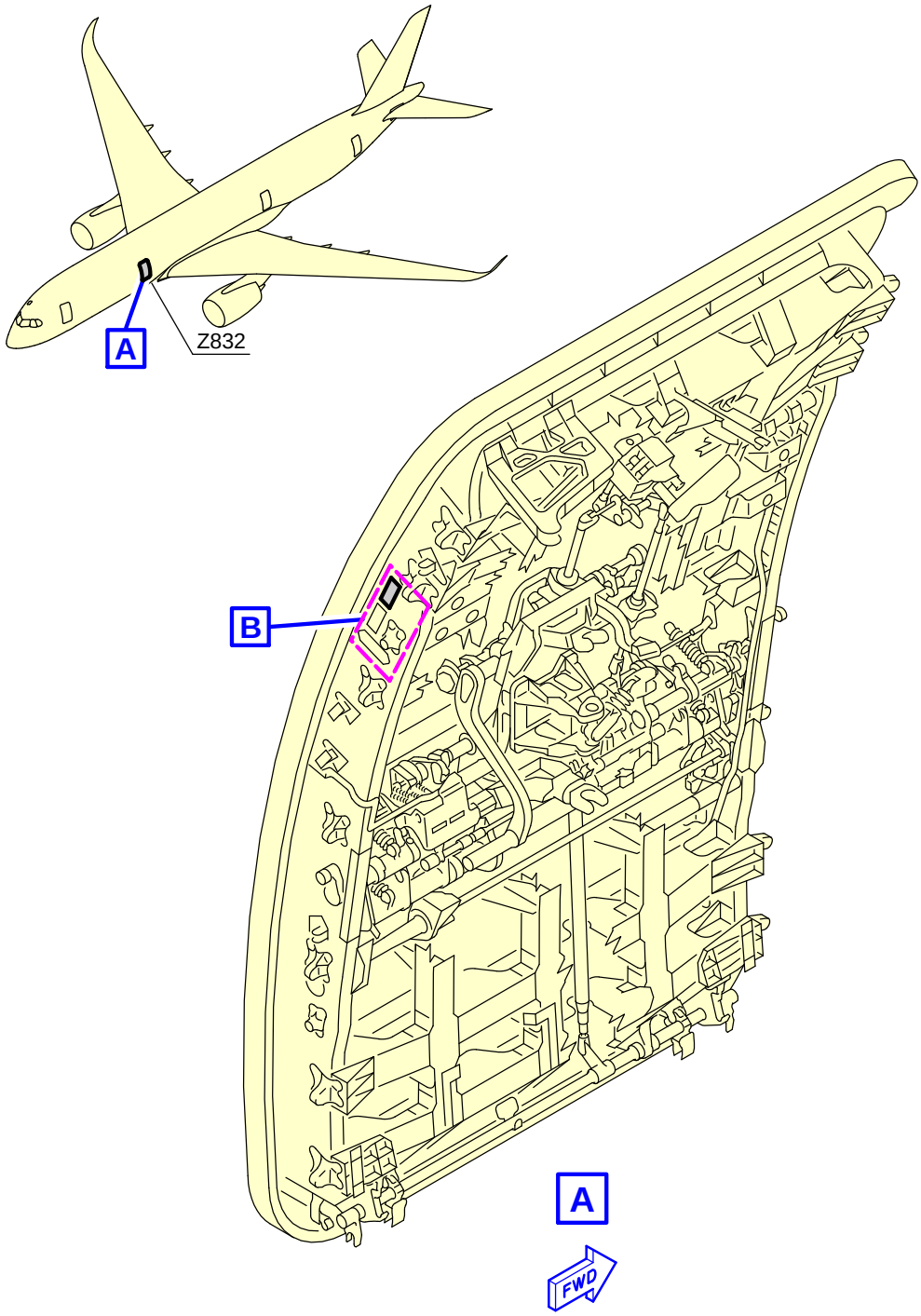

ICN-A350-A-52XXP049-A-FAPE3-05S06-A-001-01

Figure ICN-A350-A-52XXP049-A-FAPE3-05S06-A-001-01 SHEET 1/2

CONF 003-005 007 008 011-013 017 019 025 026

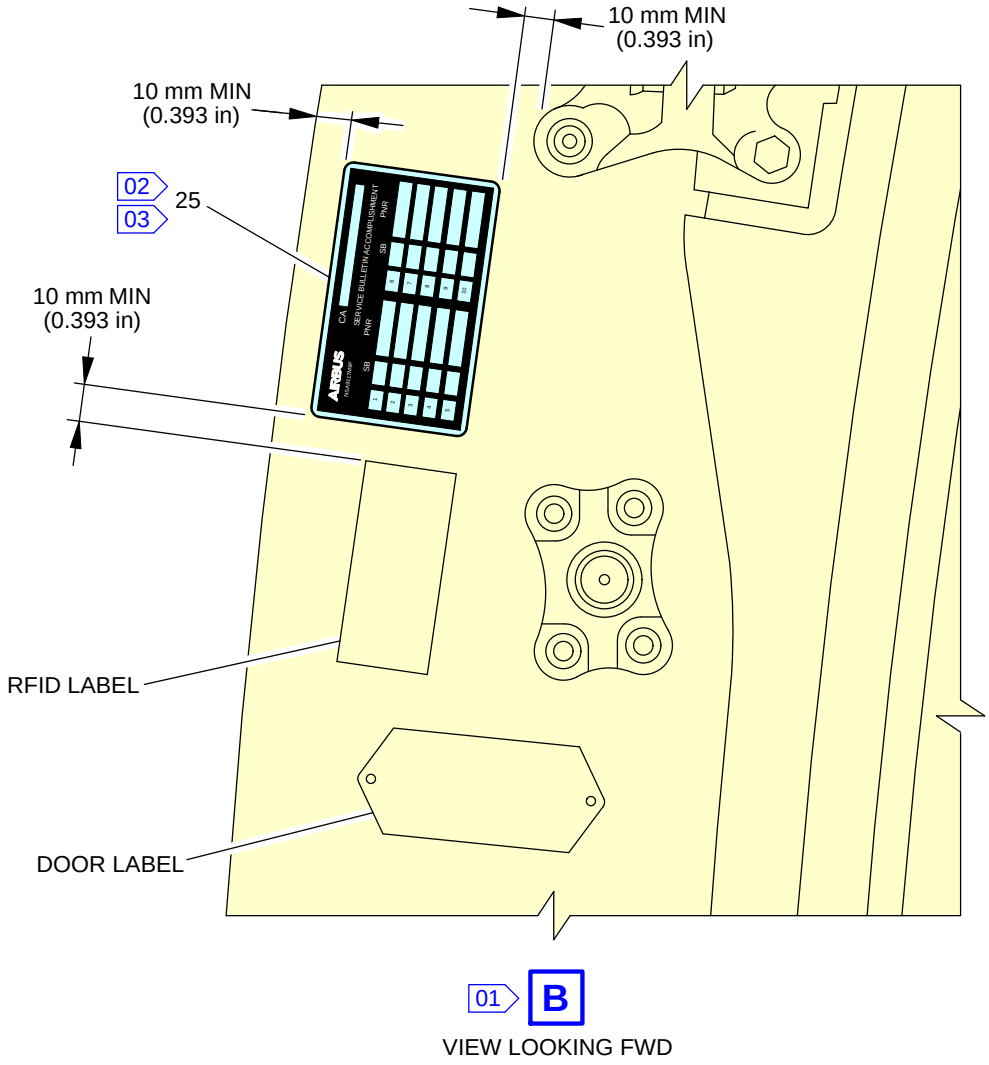

NOTE:

01 BEFORE THE BONDING OF THE PLATE, CLEAN THE SURFACE WITH MATERIALS No 08BAA9 AND No 14SBA1.

02 BOND THE PLATE, ITEM 25, WITH MATERIAL No 05EJL9 ABOVE THE RFID LABEL, WHERE SPACE IS AVAILABLE.

03 PROTECT THE PLATE, ITEM 25, WITH MATERIAL No 04SBA3.

ICN-A350-A-52XXP049-A-FAPE3-05S07-A-001-01

Figure ICN-A350-A-52XXP049-A-FAPE3-05S07-A-001-01 SHEET 2/2

CONF 001 003-008 010-013 015 016 018 019 021-025

(12) Task A350-A-52-XX-P049-12001-900A-A (A350-A-52-XX-P049-12ZZZ-900Z-A) Re-Identify the PAX/Crew Door 2, RH Side

Job Set-Up Information

Working Area

Impacted Zone	Access / Work Location	
842	Access	Door 842

Manpower/Resources/Skills

Man-hours	0.25 h
Minimum Number of person	1
Elapsed Time	0.25 h
Skills	Airframe

Material necessary to do the job

Consumables

ITEM	REFERENCE CML	DESCRIPTION	DRAWING	SEE NOTES
	04SBA3	Varnish Polyurethane - Low VOC - External Structure		
	05EJL9	Epoxy Adhesive - Metal to metal - Legacy		
	08BAA9	Non Aqueous Cleaner - General		
	14SBA1	Textile - Lint free Cotton		

Components

ITEM	PART No.	QTY (UM)	KEYWORD	DRAWING	SEE NOTES
25	NSA9117M9F	1	PLATE		(1) (2) (3)

NOTE(S)

(1): The components listed above are not an AIRBUS Kit, the required parts must be ordered as necessary through the given channel.

(2): This item has a Shelf Life of less than or equal to 24 months and must be ordered when you intend to accomplish the Service Bulletin.

(3): The components listed above are only necessary if the identification plate is not installed. The quantity of these items is to be ordered as required.

Referenced Information

Manuals/Drawings	References/Sheets
ASR	A350-A-51-77-11-00ZZZ-660Z-A
MP	A350-A-11-XX-XX-00ZZZ-691Z-A
SD	A350-A-06-3X-XX-01ZZZ-04CZ-A
CML	CONSUMABLE MATERIAL LIST (CML)
PMS	01-06-12

Procedure

(a) Standard practices given in this procedure:

1 For identification of zones, refer to Ref. SD A350-A-06-3X-XX-01ZZZ-04CZ-A.

2 For the specification of Material application codes given in this Service Bulletin, refer to the Ref. CML.

3 Do the cleaning process in accordance with Ref. ASR A350-A-51-77-11-00ZZZ-660Z-A.

4 For the re-identification of parts using indelible link, refer to Ref. PMS 01-06-12.

5 For the installation of placards, refer to Ref. MP A350-A-11-XX-XX-00ZZZ-691Z-A.

(b) Make sure that the identification plate, item (26), is installed, refer to Ref. Fig. Inspection of the Installed Door Plate 2 RH.

1 If the identification plate is installed, cross out its CSC number.

2 If the identification plate is not installed, install the new identification plate, item 25, refer to Ref. Fig. Installation of the Door Plate 2 RH.

a Clean the surface of the installation area of the plate with:

Textile - Lint free Cotton and	14SBA1	
Non Aqueous Cleaner - General	08BAA9	

b Bond the new identification plate:

1	PLATE-IDENTIFICATION with:	NSA9117M9F	Item 25
	Epoxy Adhesive - Metal to metal - Legacy	05EJL9	

c Cross out the old CSC number on the door label.

(c) Mark the new CSC number on the door label, refer to Ref. Fig. Installation of the Door Plate 2 RH.

1 Identify the CSC number at aircraft delivery on the original door identification plate.

2 Identify which Service Bulletins have been accomplished on the door before.

3 Identify the new door CSC number in accordance with the SBIT No. 20-0049, using as inputs the CSC number at aircraft delivery, the Service Bulletins that have been accomplished on the door before and this Service Bulletin.

4 Mark the new CSC number of the door and the Service Bulletin number on the door label.

(d) Protect identification plate, refer to Ref. Fig. Installation of the Door Plate 2 RH, with:

Varnish Polyurethane - Low VOC - External Structure	04SBA3

CONF 001

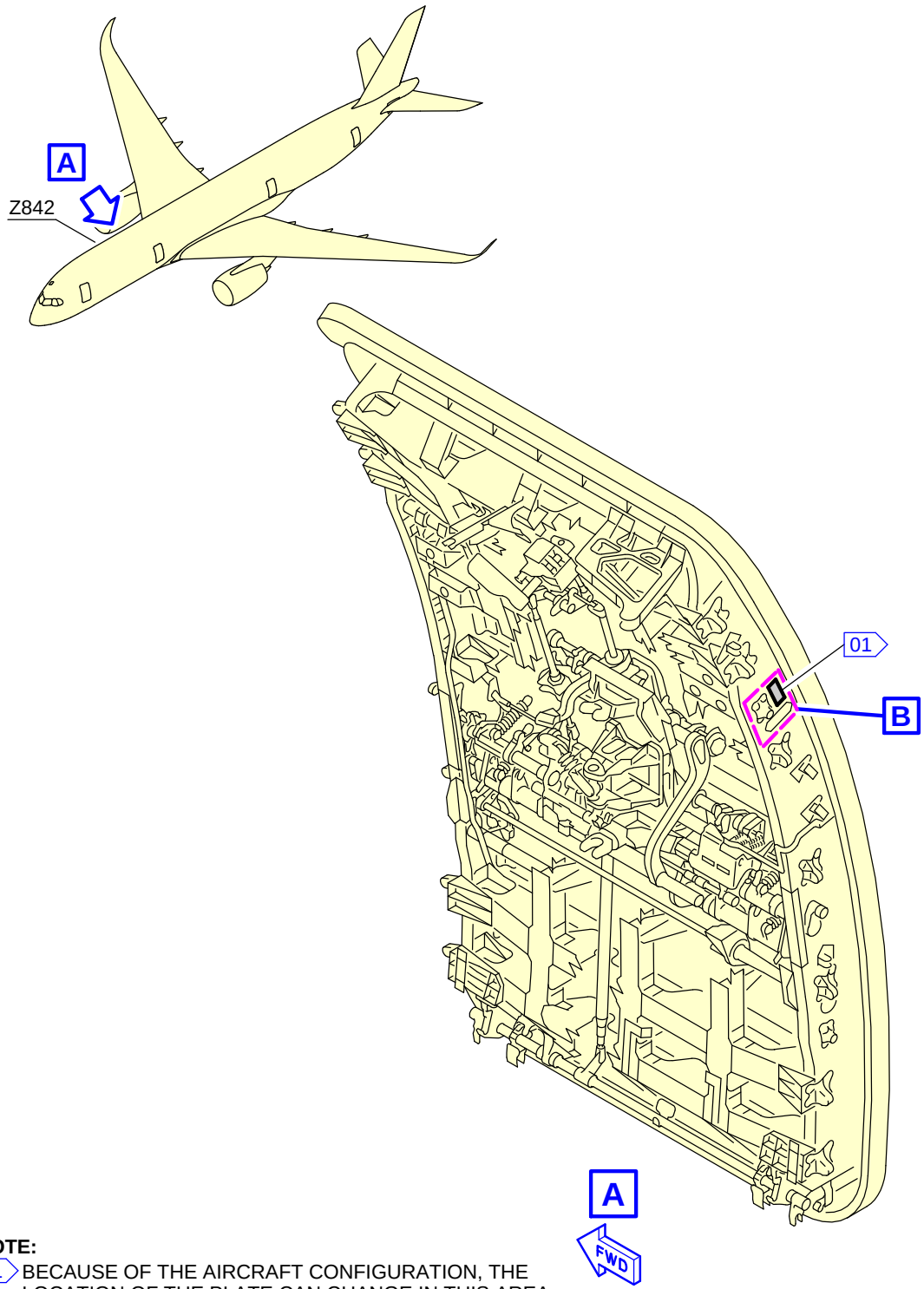

NOTE:

01 BECAUSE OF THE AIRCRAFT CONFIGURATION, THE LOCATION OF THE PLATE CAN CHANGE IN THIS AREA.

ICN-A350-A-52XXP049-A-FAPE3-05RYT-A-001-01

Figure ICN-A350-A-52XXP049-A-FAPE3-05RYT-A-001-01 SHEET 1/2

CONF 001

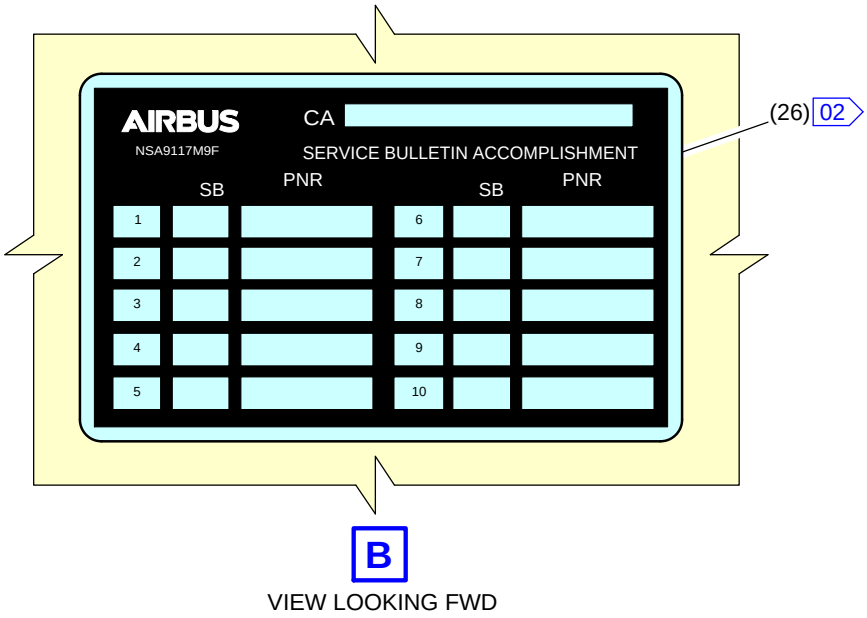

NOTE:

02 THE HORIZONTAL OR VERTICAL POSITION OF THE PLATE, ITEM (26), CAN CHANGE BECAUSE OF THE AIRCRAFT CONFIGURATION.

ICN-A350-A-52XXP049-A-FAPE3-05RYU-A-001-01

Figure ICN-A350-A-52XXP049-A-FAPE3-05RYU-A-001-01 SHEET 2/2

CONF 003-008 010-013 015 016 018 019 021-025

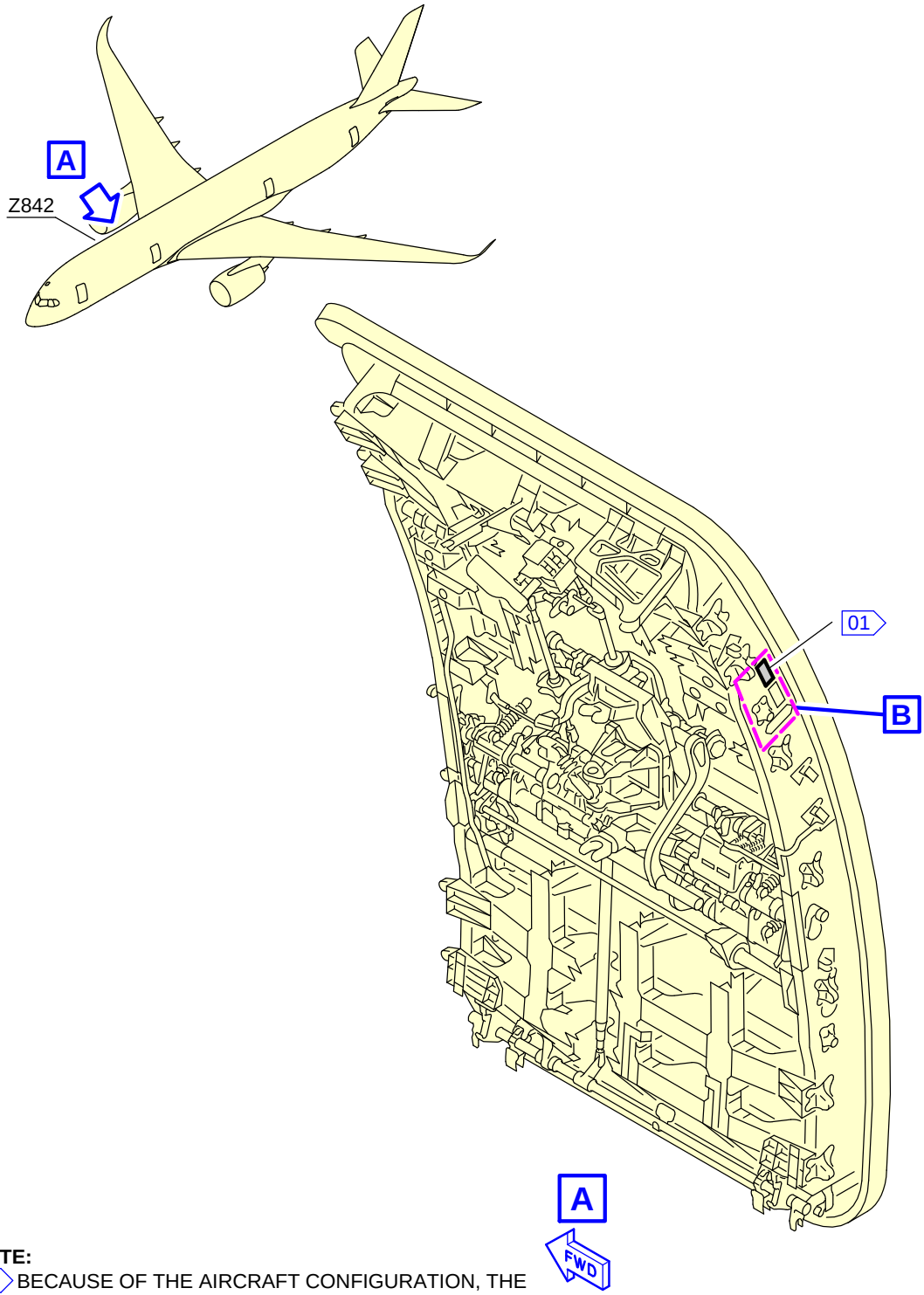

NOTE:

01 BECAUSE OF THE AIRCRAFT CONFIGURATION, THE LOCATION OF THE PLATE CAN CHANGE IN THIS AREA.

ICN-A350-A-52XXP049-A-FAPE3-05RYP-A-001-01

Figure ICN-A350-A-52XXP049-A-FAPE3-05RYP-A-001-01 SHEET 1/2

CONF 003-008 010-013 015 016 018 019 021-025

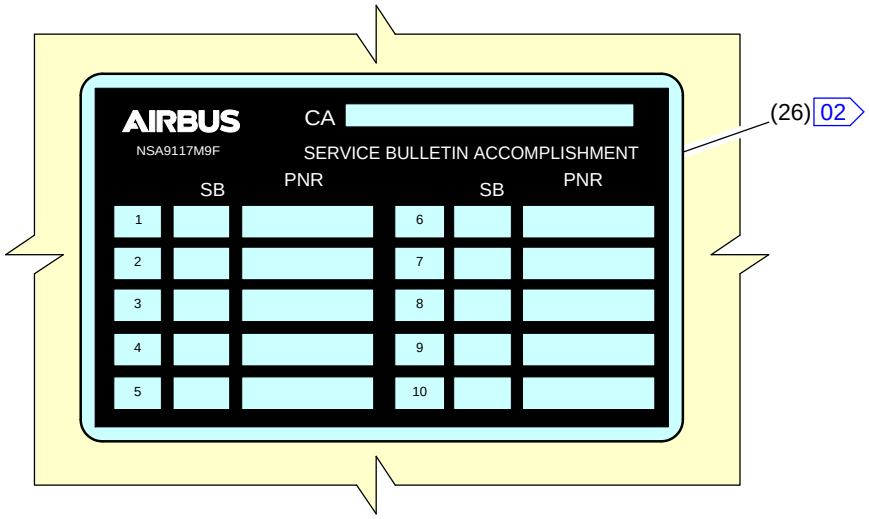

NOTE:

02 THE HORIZONTAL OR VERTICAL POSITION OF THE PLATE, ITEM (26), CAN CHANGE BECAUSE OF THE AIRCRAFT CONFIGURATION.

ICN-A350-A-52XXP049-A-FAPE3-05RYQ-A-001-01

Figure ICN-A350-A-52XXP049-A-FAPE3-05RYQ-A-001-01 SHEET 2/2

CONF 001

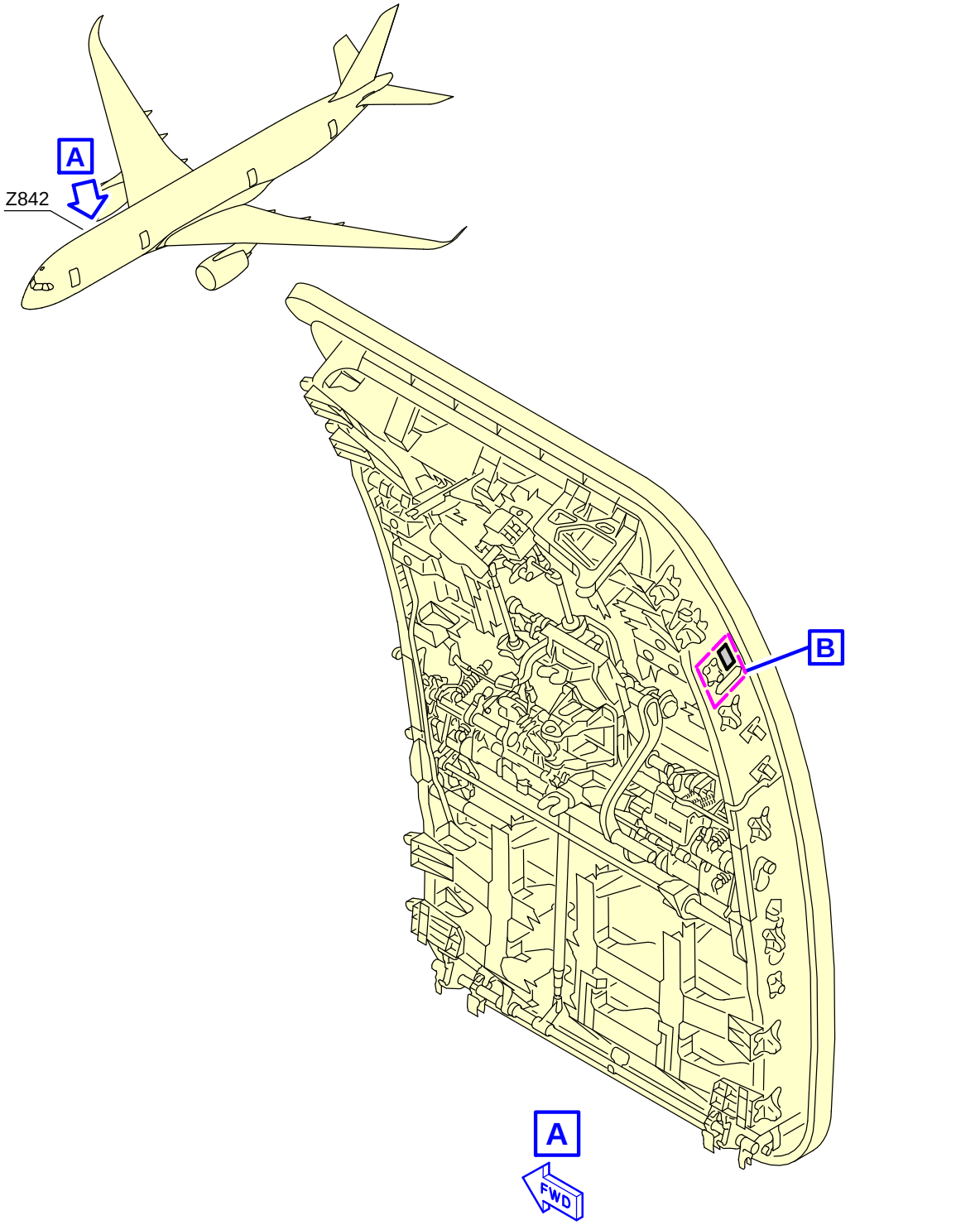

ICN-A350-A-52XXP049-A-FAPE3-05S02-A-001-01

Figure ICN-A350-A-52XXP049-A-FAPE3-05S02-A-001-01 SHEET 1/2

CONF 001

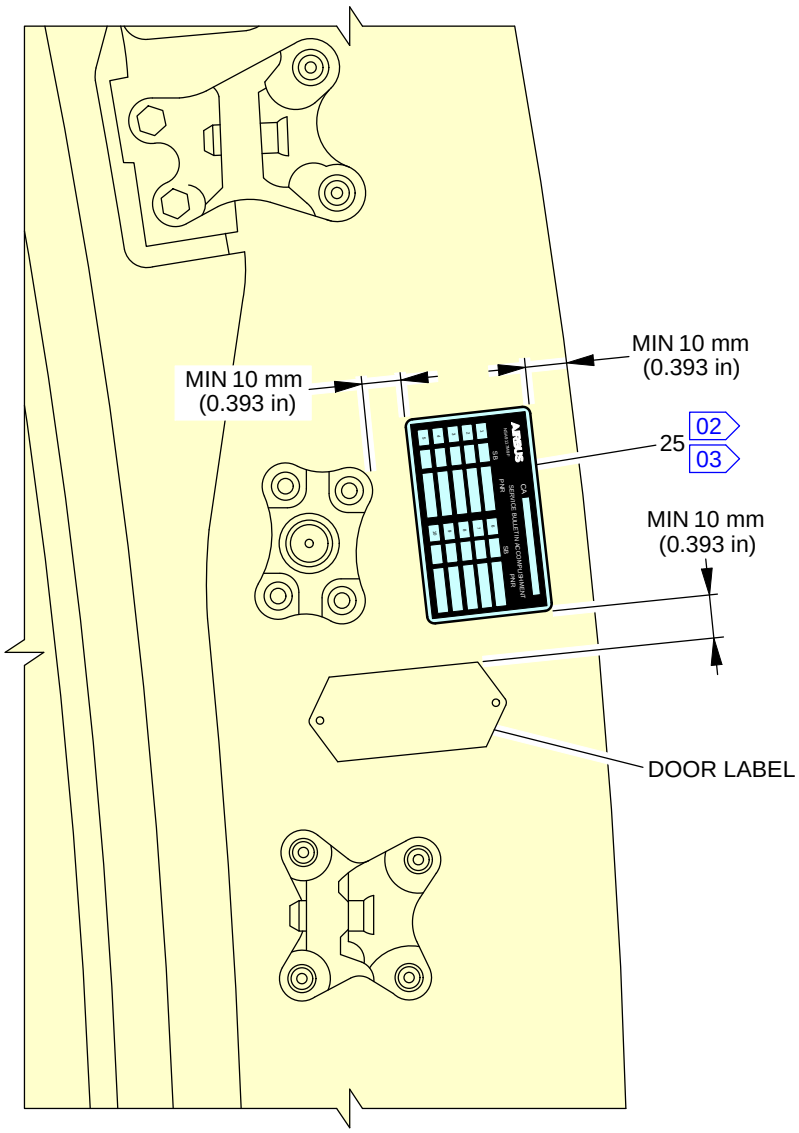

NOTE:

01 BEFORE THE BONDING OF THE PLATE, CLEAN THE SURFACE WITH MATERIALS No 08BAA9 AND No 14SBA1.

02 BOND THE PLATE, ITEM 25, WITH MATERIAL No 05EJL9 ABOVE THE DOOR LABEL, WHERE SPACE IS AVAILABLE.

03 PROTECT THE PLATE, ITEM 25, WITH MATERIAL No 04SBA3.

ICN-A350-A-52XXP049-A-FAPE3-05S03-A-001-01

Figure ICN-A350-A-52XXP049-A-FAPE3-05S03-A-001-01 SHEET 2/2

CONF 003-008 010-013 015 016 018 019 021-025

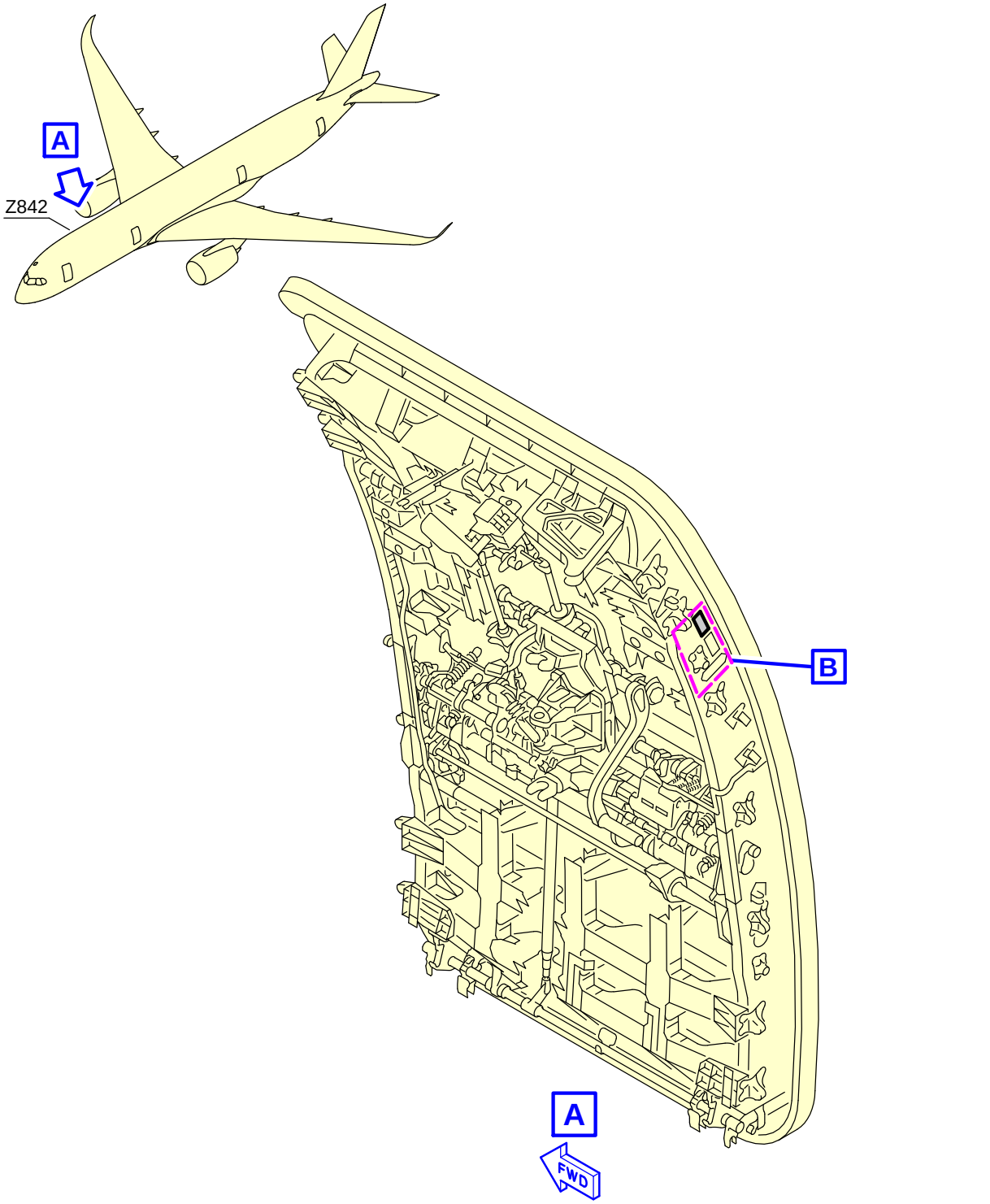

ICN-A350-A-52XXP049-A-FAPE3-05S04-A-001-01

Figure ICN-A350-A-52XXP049-A-FAPE3-05S04-A-001-01 SHEET 1/2

CONF 003-008 010-013 015 016 018 019 021-025

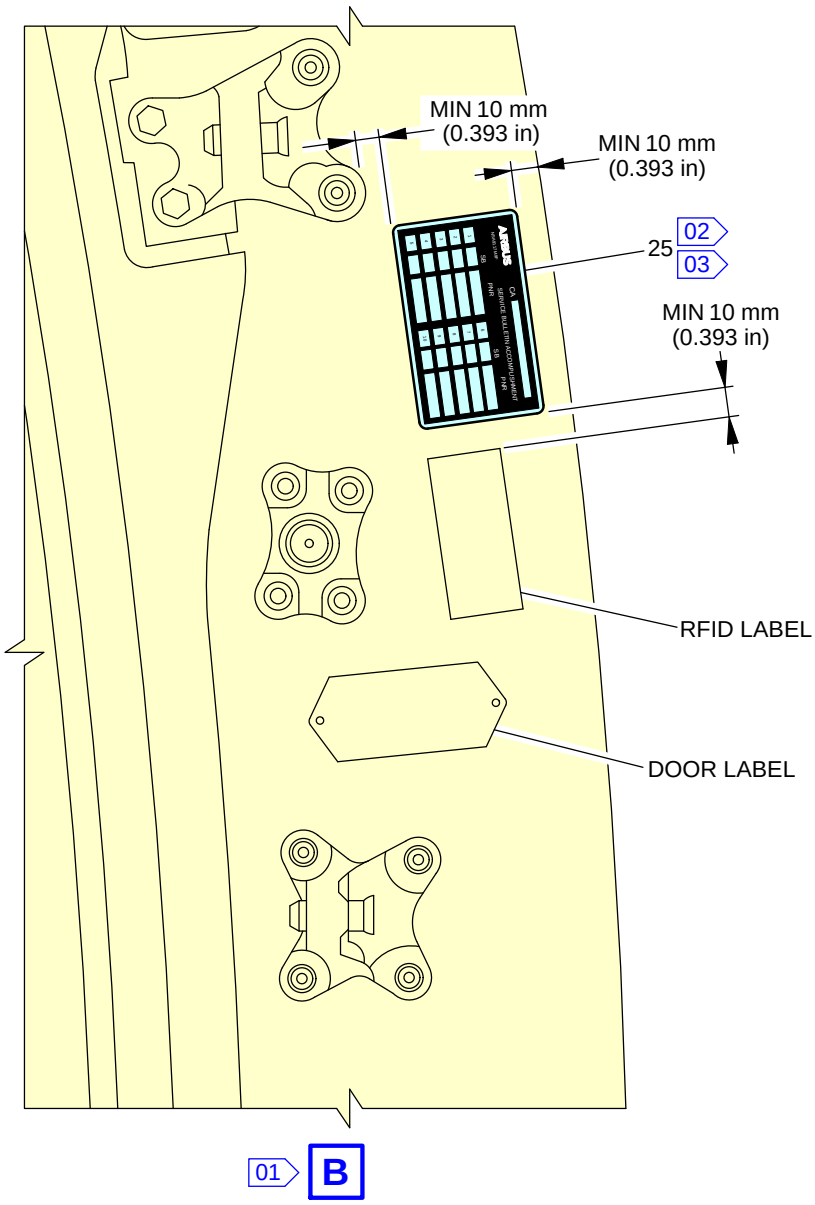

NOTE:

01 BEFORE THE BONDING OF THE PLATE, CLEAN THE SURFACE WITH MATERIALS No 08BAA9 AND No 14SBA1.

02 BOND THE PLATE, ITEM 25, WITH MATERIAL No 05EJL9 ABOVE THE RFID LABEL, WHERE SPACE IS AVAILABLE.

03 PROTECT THE PLATE, ITEM 25, WITH MATERIAL No 04SBA3.

ICN-A350-A-52XXP049-A-FAPE3-05S05-A-001-01

Figure ICN-A350-A-52XXP049-A-FAPE3-05S05-A-001-01 SHEET 2/2

CONF 001-008 011 013-017 019 021 022 025 026

(13) Task A350-A-52-XX-P049-13001-900A-A (A350-A-52-XX-P049-13ZZZ-900Z-A)
Re-Identify the PAX/Crew Door 3, LH Side

Job Set-Up Information

Working Area

Impacted Zone	Access / Work Location	
833	Access	Door 833

Manpower/Resources/Skills

Man-hours	0.25 h
Minimum Number of person	1
Elapsed Time	0.25 h
Skills	Airframe

Material necessary to do the job

Consumables

ITEM	REFERENCE CML	DESCRIPTION	DRAWING	SEE NOTES
	04SBA3	Varnish Polyurethane - Low VOC - External Structure		
	05EJL9	Epoxy Adhesive - Metal to metal - Legacy		
	08BAA9	Non Aqueous Cleaner - General		
	14SBA1	Textile - Lint free Cotton		

Components

ITEM	PART No.	QTY (UM)	KEYWORD	DRAWING	SEE NOTES
25	NSA9117M9F	1	PLATE		(1) (2) (3)

NOTE(S)

(1): The components listed above are not an AIRBUS Kit, the required parts must be ordered as necessary through the given channel.

(2): This item has a Shelf Life of less than or equal to 24 months and must be ordered when you intend to accomplish the Service Bulletin.

(3): The components listed above are only necessary if the identification plate is not installed. The quantity of these items is to be ordered as required.

Referenced Information

Manuals/Drawings	References/Sheets
ASR	A350-A-51-77-11-00ZZZ-660Z-A
MP	A350-A-11-XX-XX-00ZZZ-691Z-A
SD	A350-A-06-3X-XX-01ZZZ-04CZ-A
CML	CONSUMABLE MATERIAL LIST (CML)
PMS	01-06-12

Procedure

(a) Standard practices given in this procedure:

1 For identification of zones, refer to Ref. SD A350-A-06-3X-XX-01ZZZ-04CZ-A.

2 For the specification of Material application codes given in this Service Bulletin, refer to the Ref. CML.

3 Do the cleaning process in accordance with Ref. ASR A350-A-51-77-11-00ZZZ-660Z-A.

4 For the re-identification of parts using indelible link, refer to Ref. PMS 01-06-12.

5 For the installation of placards, refer to Ref. MP A350-A-11-XX-XX-00ZZZ-691Z-A.

(b) Make sure that the identification plate, item (26), is installed, refer to Ref. Fig. Inspection of the Installed Door Plate 3 LH.

1 If the identification plate is installed, cross out its CSC number.

2 If the identification plate is not installed, install the new identification plate, item 25, refer to Ref. Fig. Installation of the Door Plate 3 LH.

a Clean the surface of the installation area of the plate with:

Textile - Lint free Cotton and	14SBA1	
Non Aqueous Cleaner - General	08BAA9	

b Bond the new identification plate:

1	PLATE-IDENTIFICATION with:	NSA9117M9F	Item 25
	Epoxy Adhesive - Metal to metal - Legacy	05EJL9	

c Cross out the old CSC number on the door label.

(c) Mark the new CSC number on the door label, refer to Ref. Fig. Installation of the Door Plate 3 LH.

1 Identify the CSC number at aircraft delivery on the original door identification plate.

2 Identify which Service Bulletins have been accomplished on the door before.

3 Identify the new door CSC number in accordance with the SBIT No. 20-0049, using as inputs the CSC number at aircraft delivery, the Service Bulletins that have been accomplished on the door before and this Service Bulletin.

4 Mark the new CSC number of the door and the Service Bulletin number on the door label.

(d) Protect identification plate, refer to Ref. Fig. Installation of the Door Plate 3 LH, with:

Varnish Polyurethane - Low VOC - External Structure	04SBA3

CONF 001 002

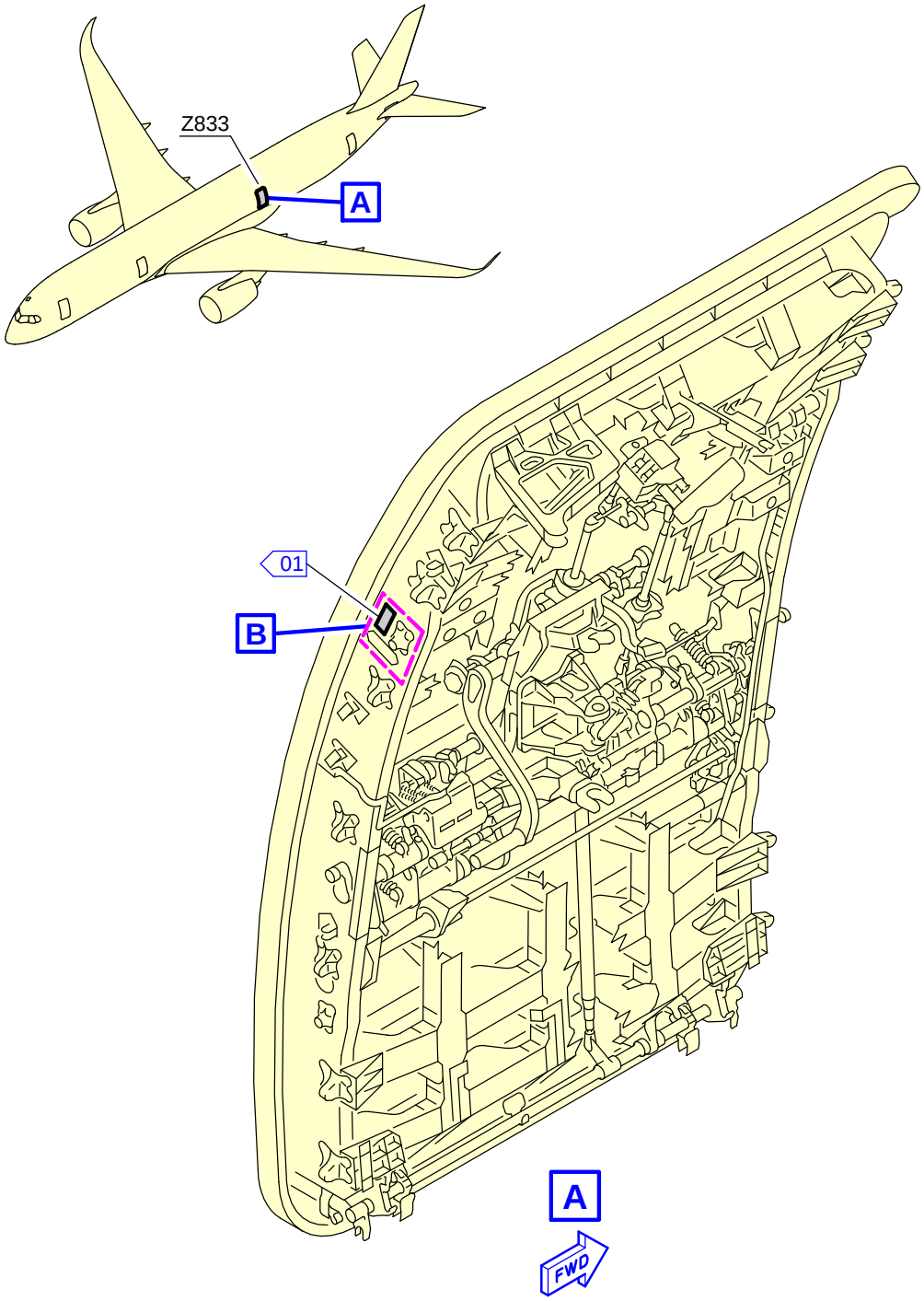

NOTE:

01 BECAUSE OF THE AIRCRAFT CONFIGURATION, THE LOCATION OF THE PLATE CAN CHANGE IN THIS AREA.

ICN-A350-A-52XXP049-A-FAPE3-05RYR-A-001-01

Figure ICN-A350-A-52XXP049-A-FAPE3-05RYR-A-001-01 SHEET 1/2

CONF 001 002

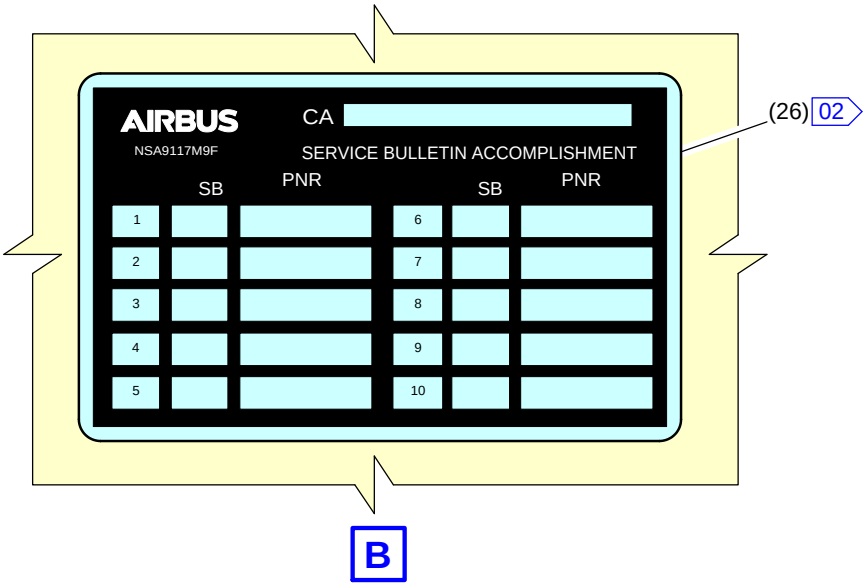

NOTE:

02 THE HORIZONTAL OR VERTICAL POSITION OF THE PLATE, ITEM (26), CAN CHANGE BECAUSE OF THE AIRCRAFT CONFIGURATION.

ICN-A350-A-52XXP049-A-FAPE3-05RYS-A-001-01

Figure ICN-A350-A-52XXP049-A-FAPE3-05RYS-A-001-01 SHEET 2/2

CONF 003-008 011 013-017 019 021 022 025 026

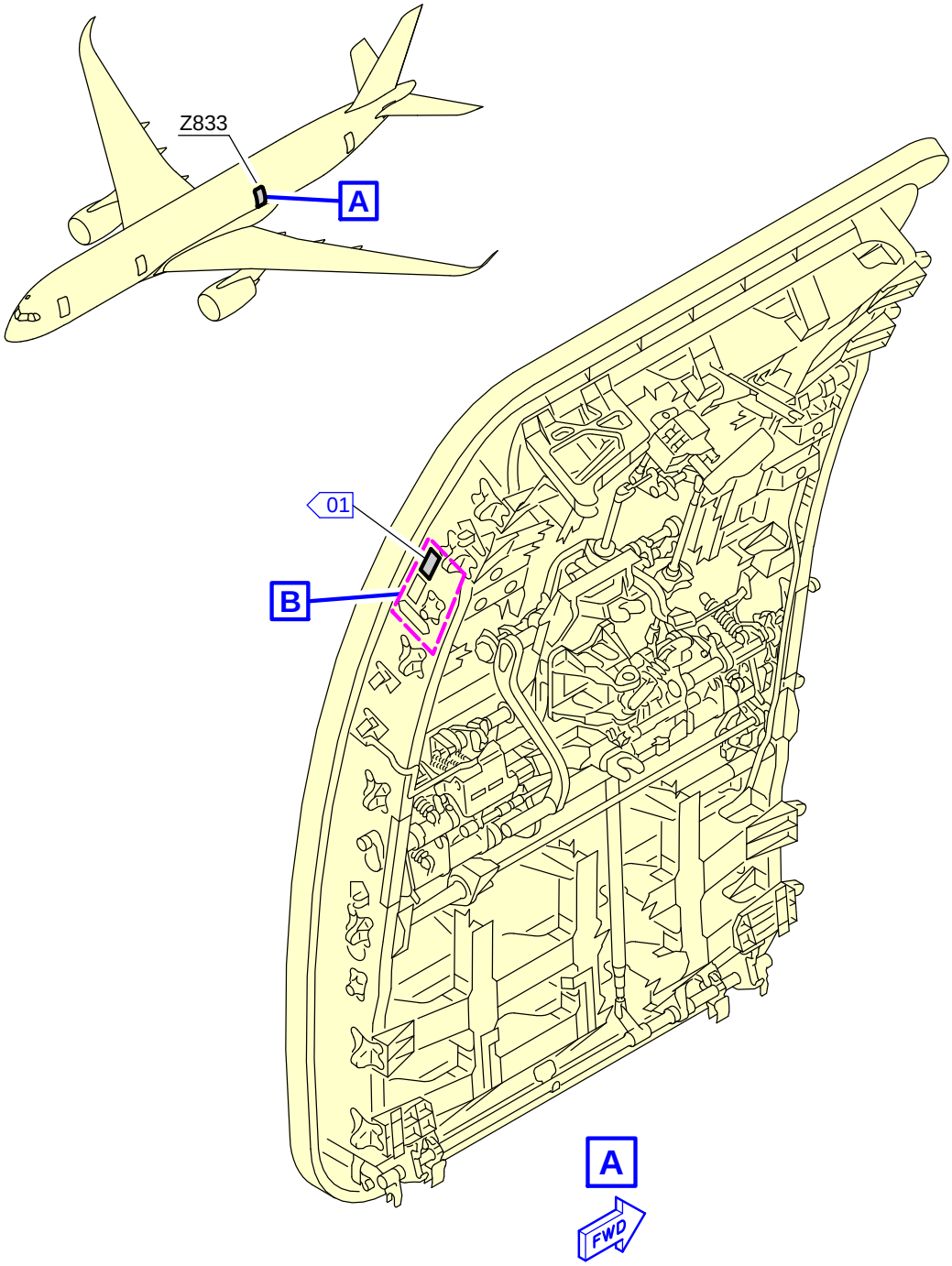

NOTE:

01 BECAUSE OF THE AIRCRAFT CONFIGURATION, THE LOCATION OF THE PLATE CAN CHANGE IN THIS AREA.

ICN-A350-A-52XXP049-A-FAPE3-05RYV-A-001-01

Figure ICN-A350-A-52XXP049-A-FAPE3-05RYV-A-001-01 SHEET 1/2

CONF 003-008 011 013-017 019 021 022 025 026

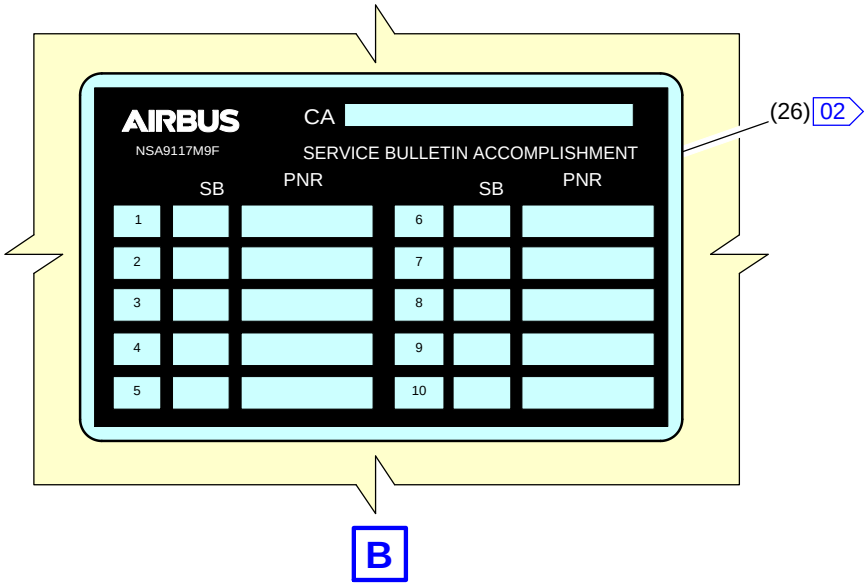

NOTE:

02 THE HORIZONTAL OR VERTICAL POSITION OF THE PLATE, ITEM (26), CAN CHANGE BECAUSE OF THE AIRCRAFT CONFIGURATION.

ICN-A350-A-52XXP049-A-FAPE3-05RYW-A-001-01

Figure ICN-A350-A-52XXP049-A-FAPE3-05RYW-A-001-01 SHEET 2/2

CONF 001 002

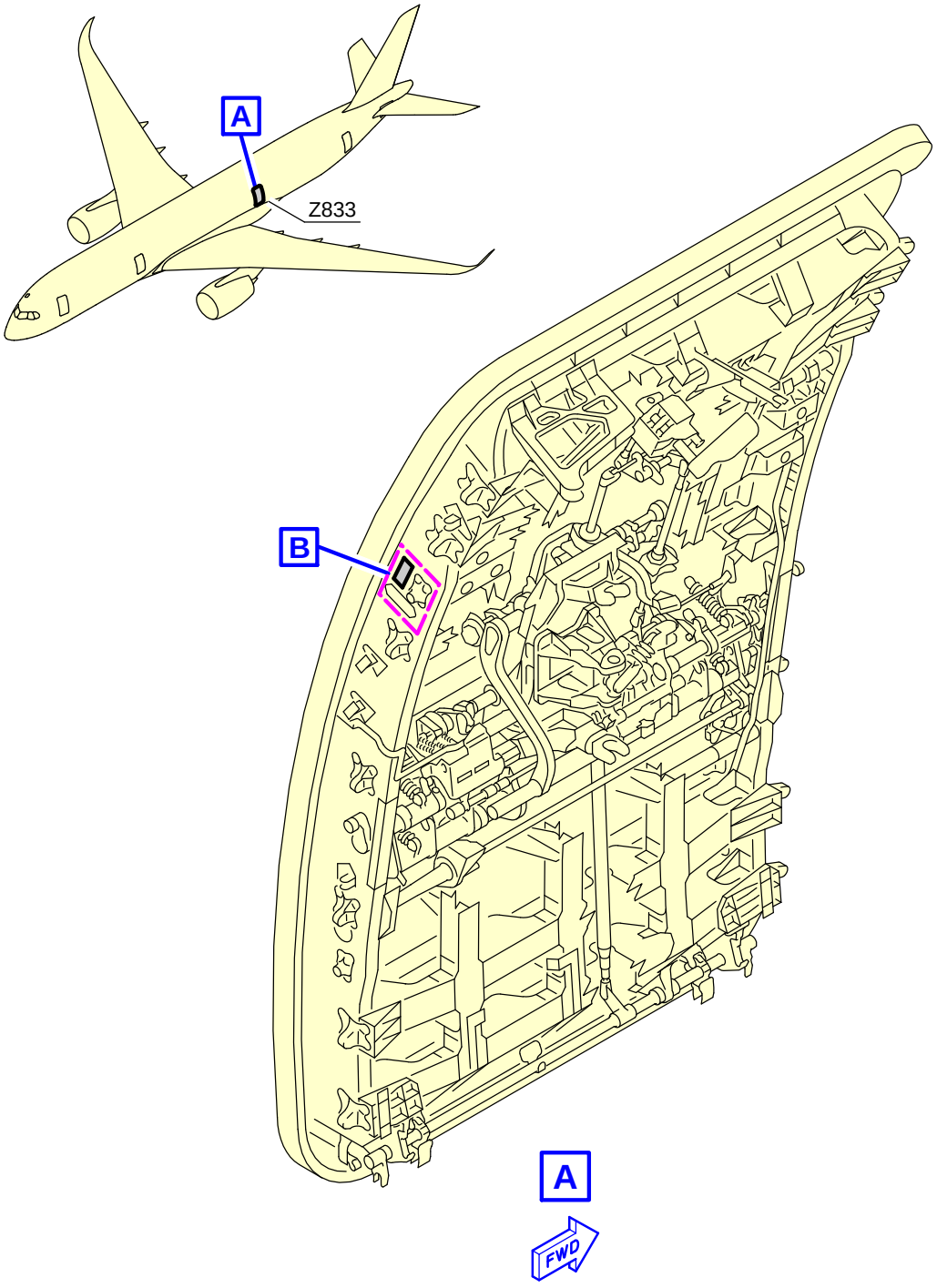

ICN-A350-A-52XXP049-A-FAPE3-05S08-A-001-01

Figure ICN-A350-A-52XXP049-A-FAPE3-05S08-A-001-01 SHEET 1/2

CONF 001 002

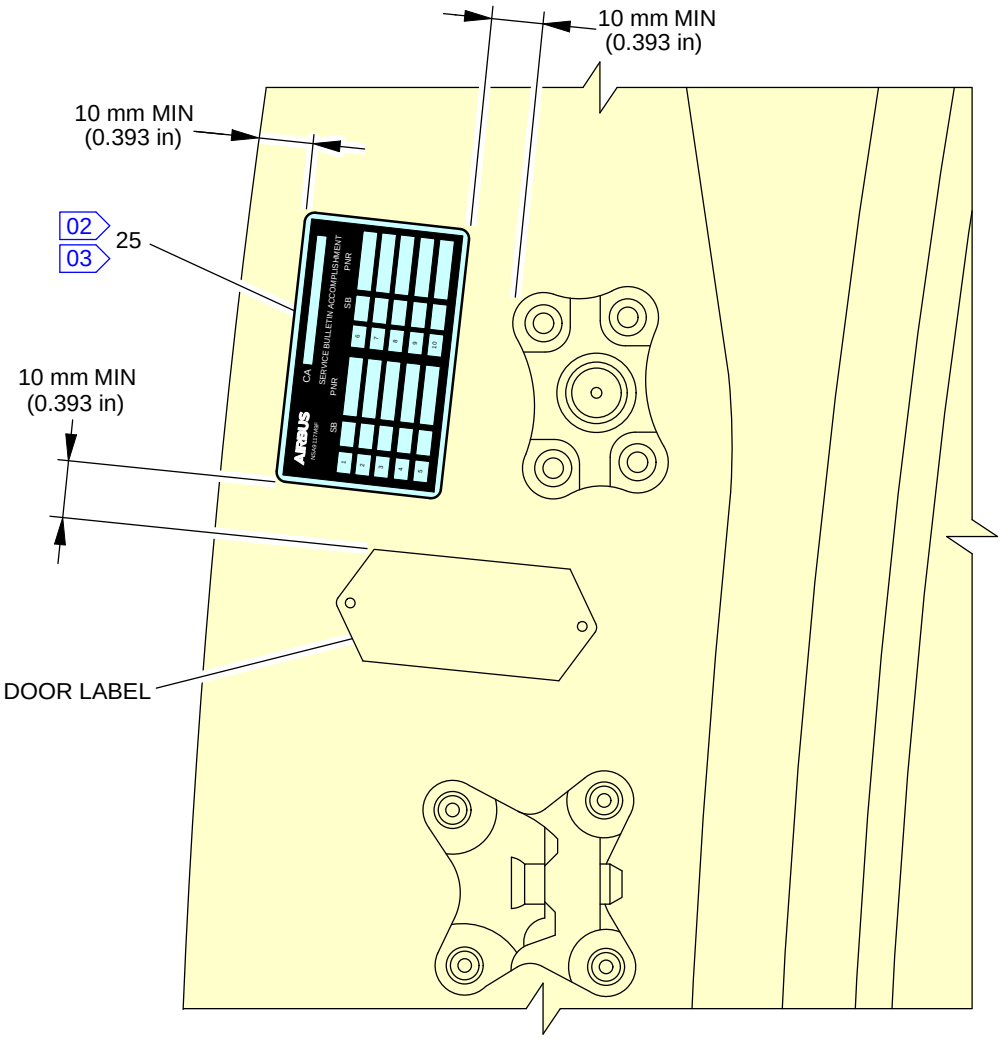

NOTE:

01 BEFORE THE BONDING OF THE PLATE, CLEAN THE SURFACE WITH MATERIALS No 08BAA9 AND No 14SBA1.

02 BOND THE PLATE, ITEM 25, WITH MATERIAL No 05EJL9 ABOVE THE DOOR LABEL, WHERE SPACE IS AVAILABLE.

03 PROTECT THE PLATE, ITEM 25, WITH MATERIAL No 04SBA3.

ICN-A350-A-52XXP049-A-FAPE3-05S09-A-001-01

Figure ICN-A350-A-52XXP049-A-FAPE3-05S09-A-001-01 SHEET 2/2

CONF 003-008 011 013-017 019 021 022 025 026

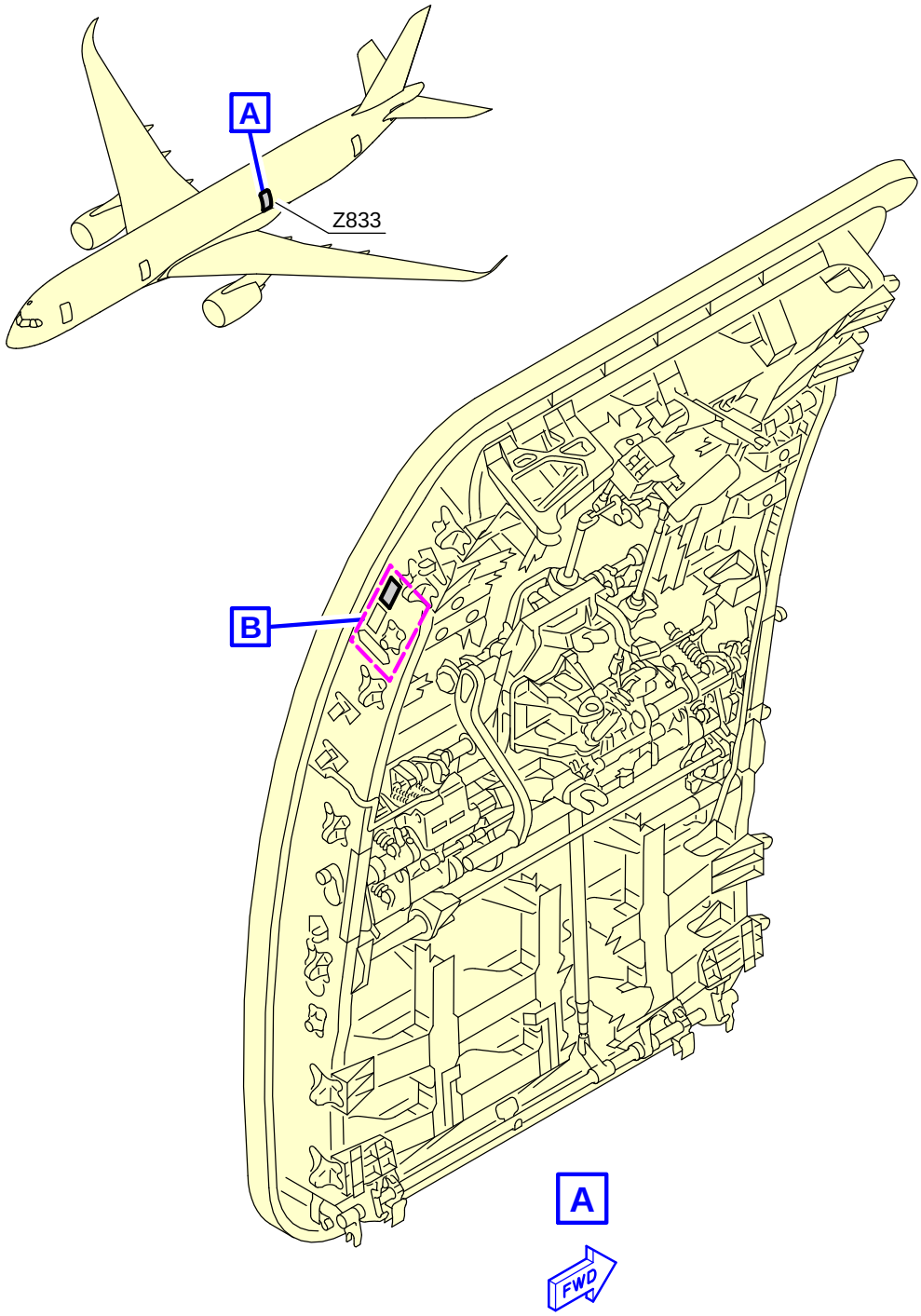

ICN-A350-A-52XXP049-A-FAPE3-05S0Y-A-001-01

Figure ICN-A350-A-52XXP049-A-FAPE3-05S0Y-A-001-01 SHEET 1/2

CONF 003-008 011 013-017 019 021 022 025 026

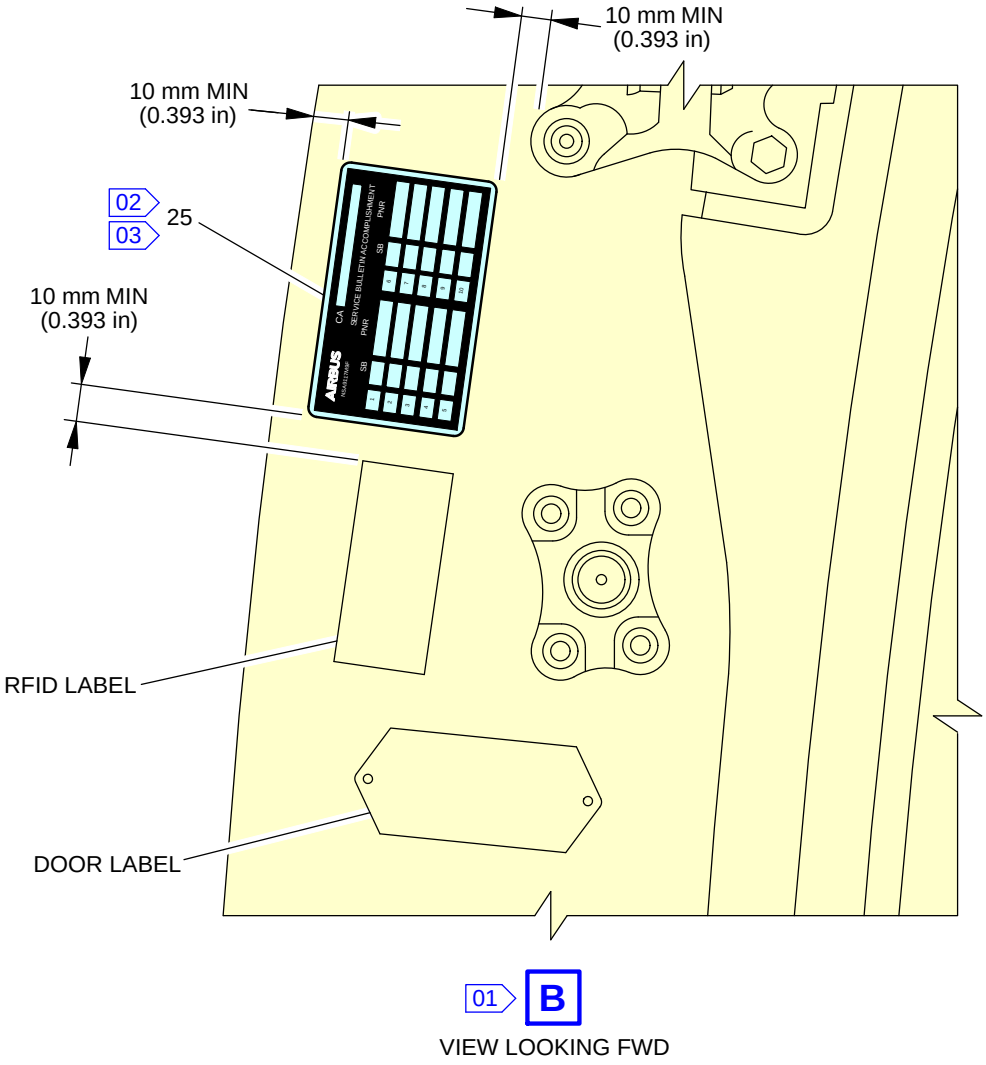

NOTE:

01 BEFORE THE BONDING OF THE PLATE, CLEAN THE SURFACE WITH MATERIALS No 08BAA9 AND No 14SBA1.

02 BOND THE PLATE, ITEM 25, WITH MATERIAL No 05EJL9 ABOVE THE RFID LABEL, WHERE SPACE IS AVAILABLE.

03 PROTECT THE PLATE, ITEM 25, WITH MATERIAL No 04SBA3.

ICN-A350-A-52XXP049-A-FAPE3-05S0Z-A-001-01

Figure ICN-A350-A-52XXP049-A-FAPE3-05S0Z-A-001-01 SHEET 2/2

CONF 001-003 005-008 010-014 017 020-023 025 026

(14) Task A350-A-52-XX-P049-14001-900A-A (A350-A-52-XX-P049-14ZZZ-900Z-A)
Re-Identify the PAX/Crew Door 3, RH Side

Job Set-Up Information

Working Area

Impacted Zone	Access / Work Location	
843	Access	Door 843

Manpower/Resources/Skills

Man-hours	0.25 h
Minimum Number of person	1
Elapsed Time	0.25 h
Skills	Airframe

Material necessary to do the job

Consumables				
ITEM	**REFERENCE CML**	**DESCRIPTION**	**DRAWING**	**SEE NOTES**
	04SBA3	Varnish Polyurethane - Low VOC - External Structure		
	05EJL9	Epoxy Adhesive - Metal to metal - Legacy		
	08BAA9	Non Aqueous Cleaner - General		
	14SBA1	Textile - Lint free Cotton		

Components					
ITEM	**PART No.**	**QTY (UM)**	**KEYWORD**	**DRAWING**	**SEE NOTES**
25	NSA9117M9F	1	PLATE		(1) (2) (3)
NOTE(S)					
(1): The components listed above are not an AIRBUS Kit, the required parts must be ordered as necessary through the given channel.					
(2): This item has a Shelf Life of less than or equal to 24 months and must be ordered when you intend to accomplish the Service Bulletin.					
(3): The components listed above are only necessary if the identification plate is not installed. The quantity of these items is to be ordered as required.					

Referenced Information

Manuals/Drawings	References/Sheets
ASR	A350-A-51-77-11-00ZZZ-660Z-A
MP	A350-A-11-XX-XX-00ZZZ-691Z-A
SD	A350-A-06-3X-XX-01ZZZ-04CZ-A
CML	CONSUMABLE MATERIAL LIST (CML)
PMS	01-06-12

Procedure

(a) Standard practices given in this procedure:

1 For identification of zones, refer to Ref. SD A350-A-06-3X-XX-01ZZZ-04CZ-A.

2 For the specification of Material application codes given in this Service Bulletin, refer to the Ref. CML.

3 Do the cleaning process in accordance with Ref. ASR A350-A-51-77-11-00ZZZ-660Z-A.

4 For the re-identification of parts using indelible link, refer to Ref. PMS 01-06-12.

5 For the installation of placards, refer to Ref. MP A350-A-11-XX-XX-00ZZZ-691Z-A.

(b) Make sure that the identification plate, item (26), is installed, refer to Ref. Fig. Inspection of the Installed Door Plate 3 RH.

1 If the identification plate is installed, cross out its CSC number.

2 If the identification plate is not installed, install the new identification plate, item 25, refer to Ref. Fig. Installation of the Door Plate 3 RH.

a Clean the surface of the installation area of the plate with:

Textile - Lint free Cotton and	14SBA1	
Non Aqueous Cleaner - General	08BAA9	

b Bond the new identification plate:

1	PLATE-IDENTIFICATION with:	NSA9117M9F	Item 25
	Epoxy Adhesive - Metal to metal - Legacy	05EJL9	

c Cross out the old CSC number on the door label.

(c) Mark the new CSC number on the door label, refer to Ref. Fig. Installation of the Door Plate 3 RH.

1 Identify the CSC number at aircraft delivery on the original door identification plate.

2 Identify which Service Bulletins have been accomplished on the door before.

3 Identify the new door CSC number in accordance with the SBIT No. 20-0049, using as inputs the CSC number at aircraft delivery, the Service Bulletins that have been accomplished on the door before and this Service Bulletin.

4 Mark the new CSC number of the door and the Service Bulletin number on the door label.

(d) Protect identification plate, refer to Ref. Fig. Installation of the Door Plate 3 RH, with:

Varnish Polyurethane - Low VOC - External Structure	04SBA3

CONF 001 002

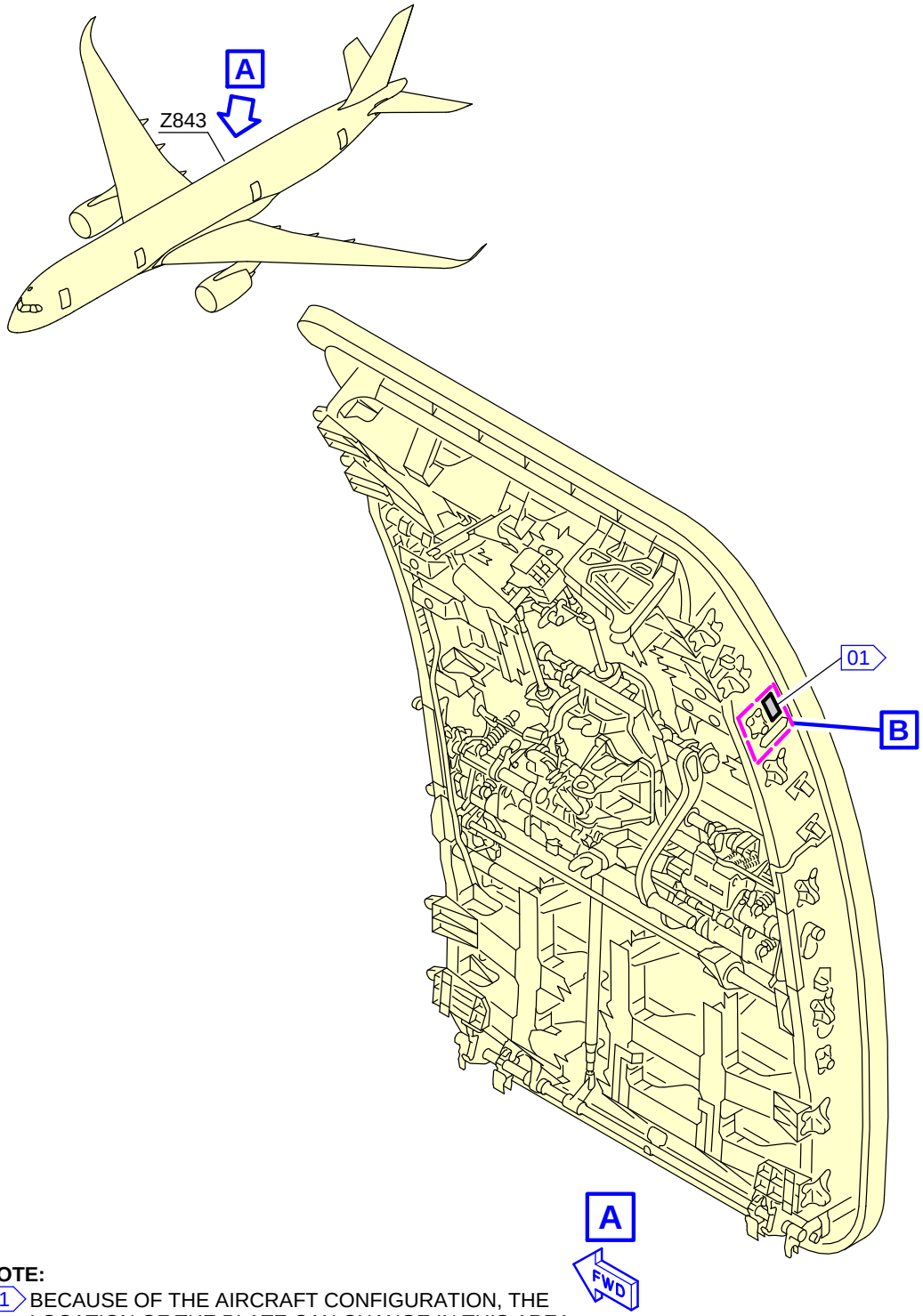

NOTE:

01 BECAUSE OF THE AIRCRAFT CONFIGURATION, THE LOCATION OF THE PLATE CAN CHANGE IN THIS AREA.

ICN-A350-A-52XXP049-A-FAPE3-05RZ2-A-001-01

Figure ICN-A350-A-52XXP049-A-FAPE3-05RZ2-A-001-01 SHEET 1/2

CONF 001 002

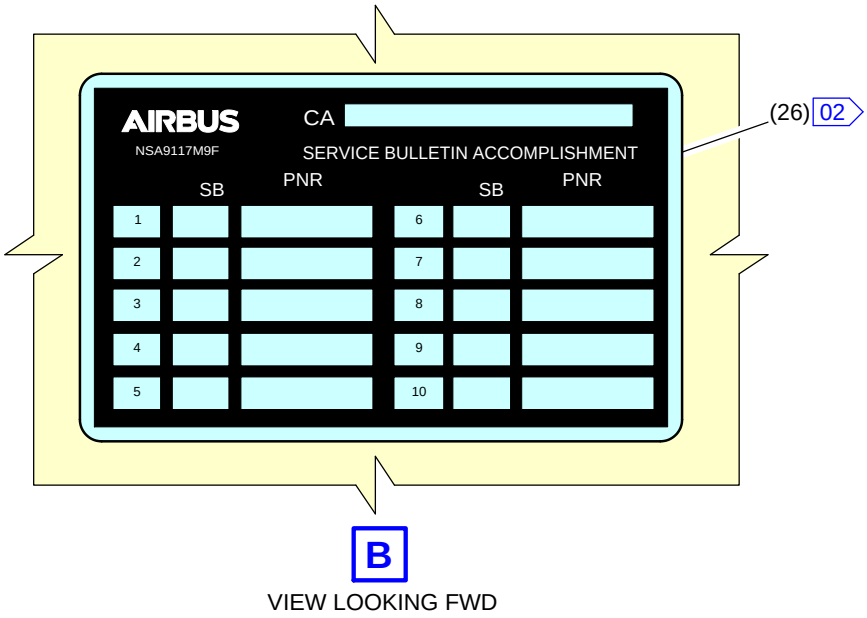

NOTE:

02 THE HORIZONTAL OR VERTICAL POSITION OF THE PLATE, ITEM (26), CAN CHANGE BECAUSE OF THE AIRCRAFT CONFIGURATION.

ICN-A350-A-52XXP049-A-FAPE3-05RZ3-A-001-01

Figure ICN-A350-A-52XXP049-A-FAPE3-05RZ3-A-001-01 SHEET 2/2

CONF 003 005-008 010-014 017 020-023 025 026

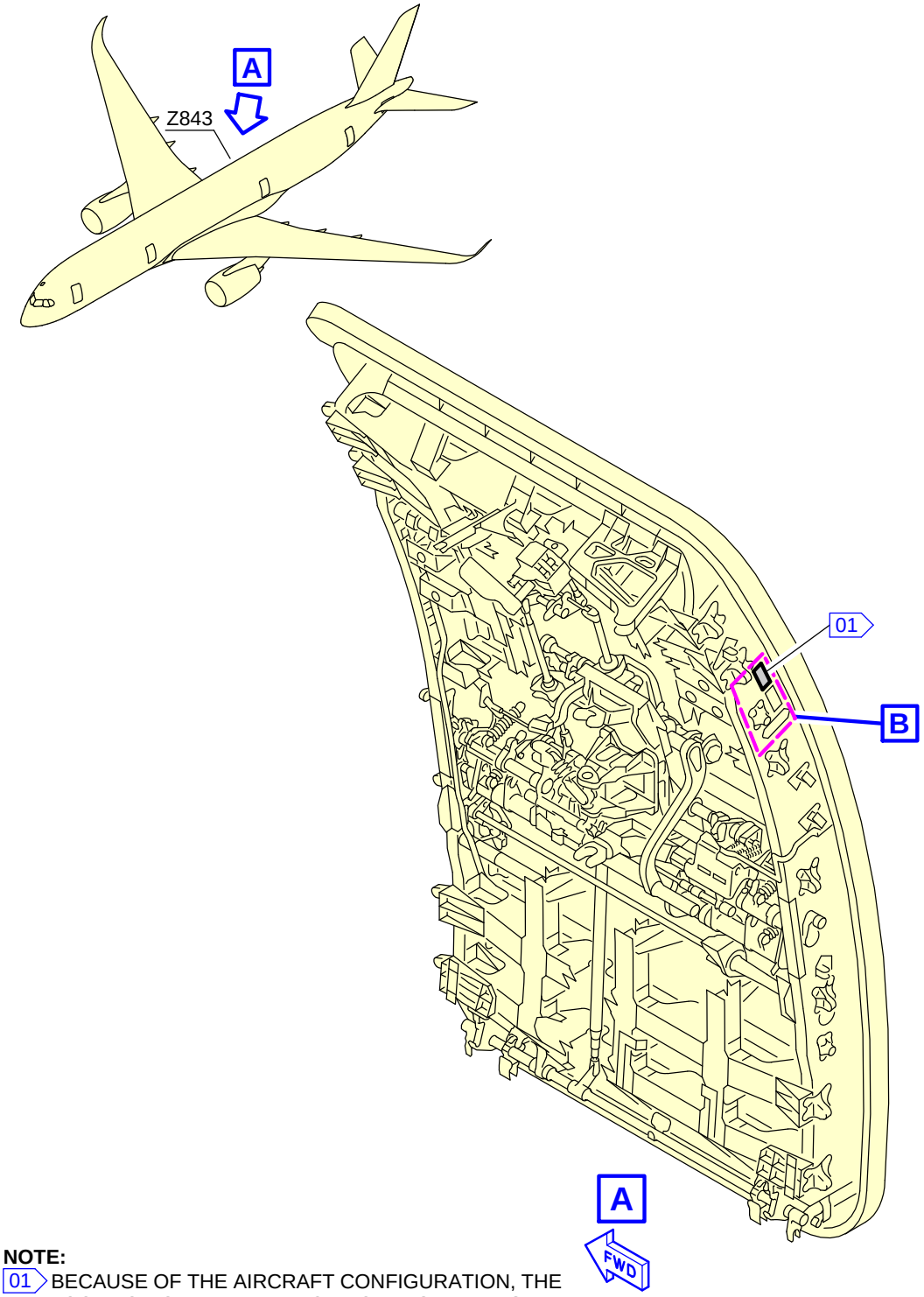

NOTE:

01 BECAUSE OF THE AIRCRAFT CONFIGURATION, THE LOCATION OF THE PLATE CAN CHANGE IN THIS AREA.

ICN-A350-A-52XXP049-A-FAPE3-05RZ0-A-001-01

Figure ICN-A350-A-52XXP049-A-FAPE3-05RZ0-A-001-01 SHEET 1/2

CONF 003 005-008 010-014 017 020-023 025 026

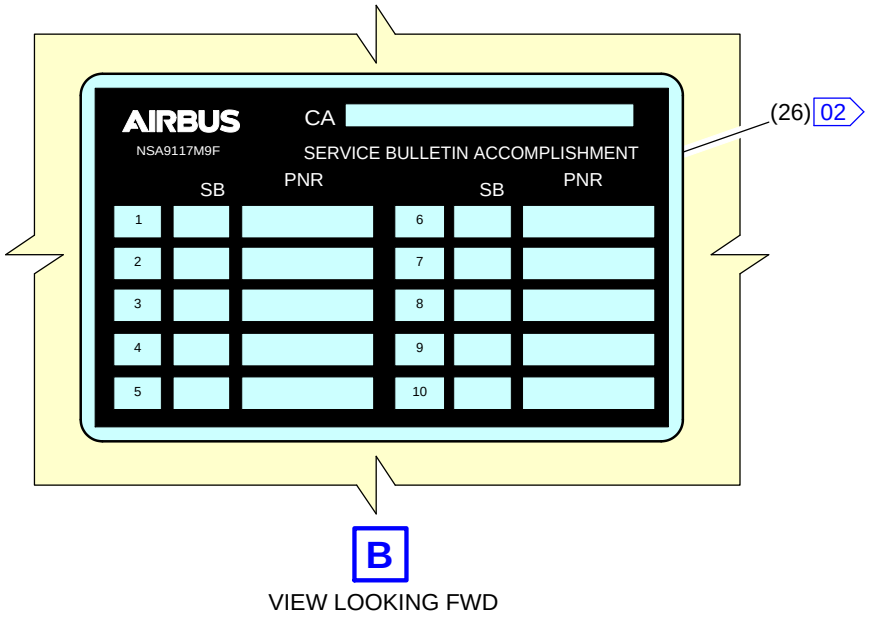

NOTE:

02 THE HORIZONTAL OR VERTICAL POSITION OF THE PLATE, ITEM (26), CAN CHANGE BECAUSE OF THE AIRCRAFT CONFIGURATION.

ICN-A350-A-52XXP049-A-FAPE3-05RZ1-A-001-01

Figure ICN-A350-A-52XXP049-A-FAPE3-05RZ1-A-001-01 SHEET 2/2

CONF 001 002

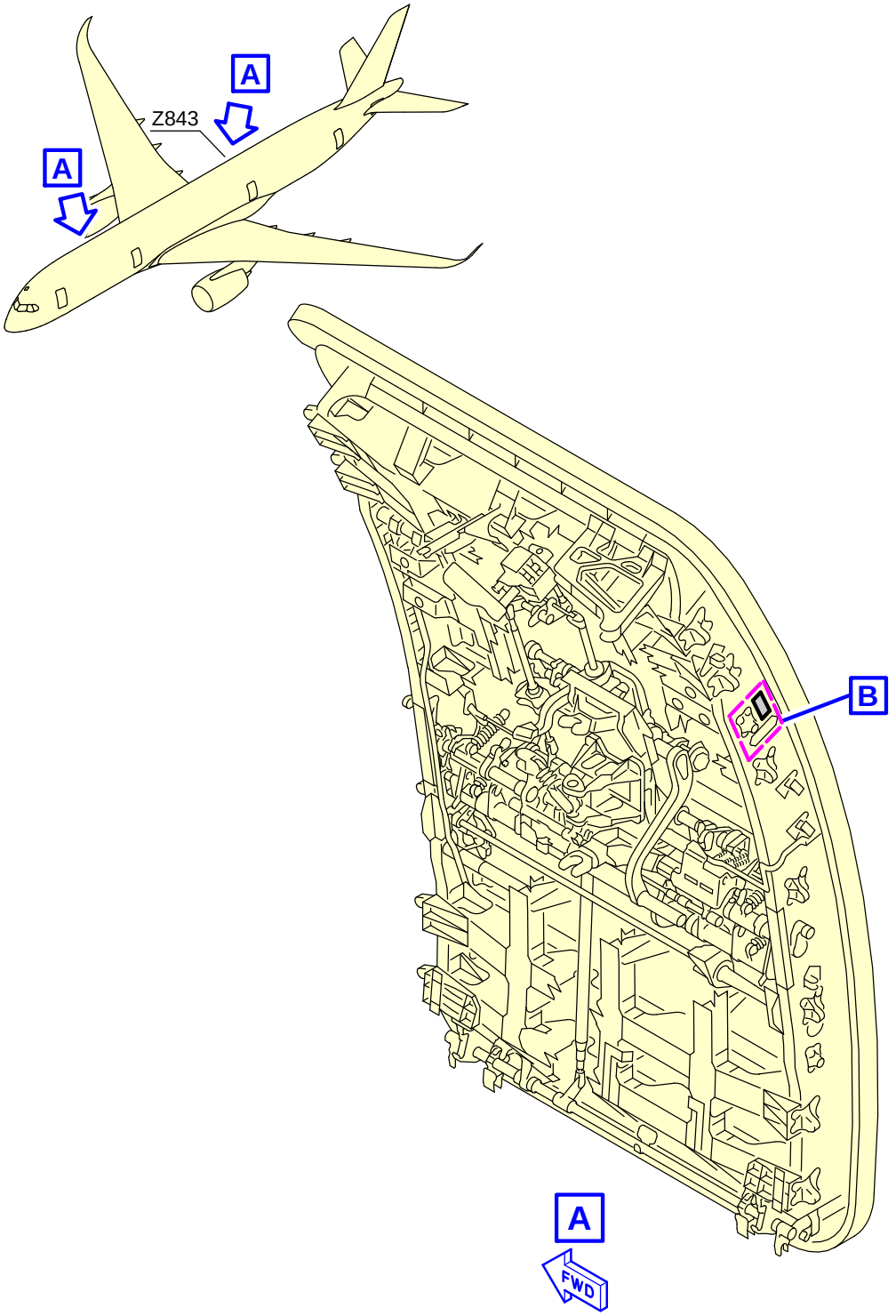

ICN-A350-A-52XXP049-A-FAPE3-05S0W-A-001-01

Figure ICN-A350-A-52XXP049-A-FAPE3-05S0W-A-001-01 SHEET 1/2

CONF 001 002

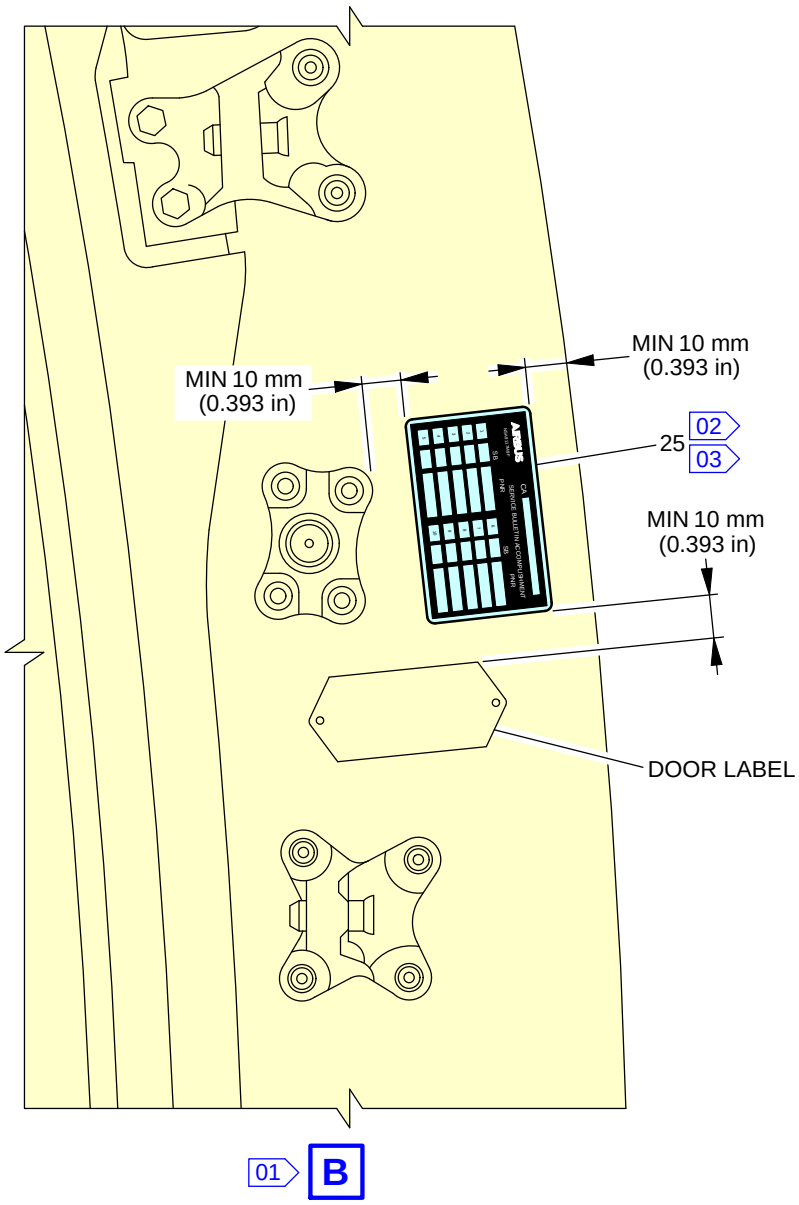

NOTE:

01 BEFORE THE BONDING OF THE PLATE, CLEAN THE SURFACE WITH MATERIALS No 08BAA9 AND No 14SBA1.

02 BOND THE PLATE, ITEM 25, WITH MATERIAL No 05EJL9 ABOVE THE DOOR LABEL, WHERE SPACE IS AVAILABLE.

03 PROTECT THE PLATE, ITEM 25, WITH MATERIAL No 04SBA3.

ICN-A350-A-52XXP049-A-FAPE3-05S0X-A-001-01

Figure ICN-A350-A-52XXP049-A-FAPE3-05S0X-A-001-01 SHEET 2/2

CONF 003 005-008 010-014 017 020-023 025 026

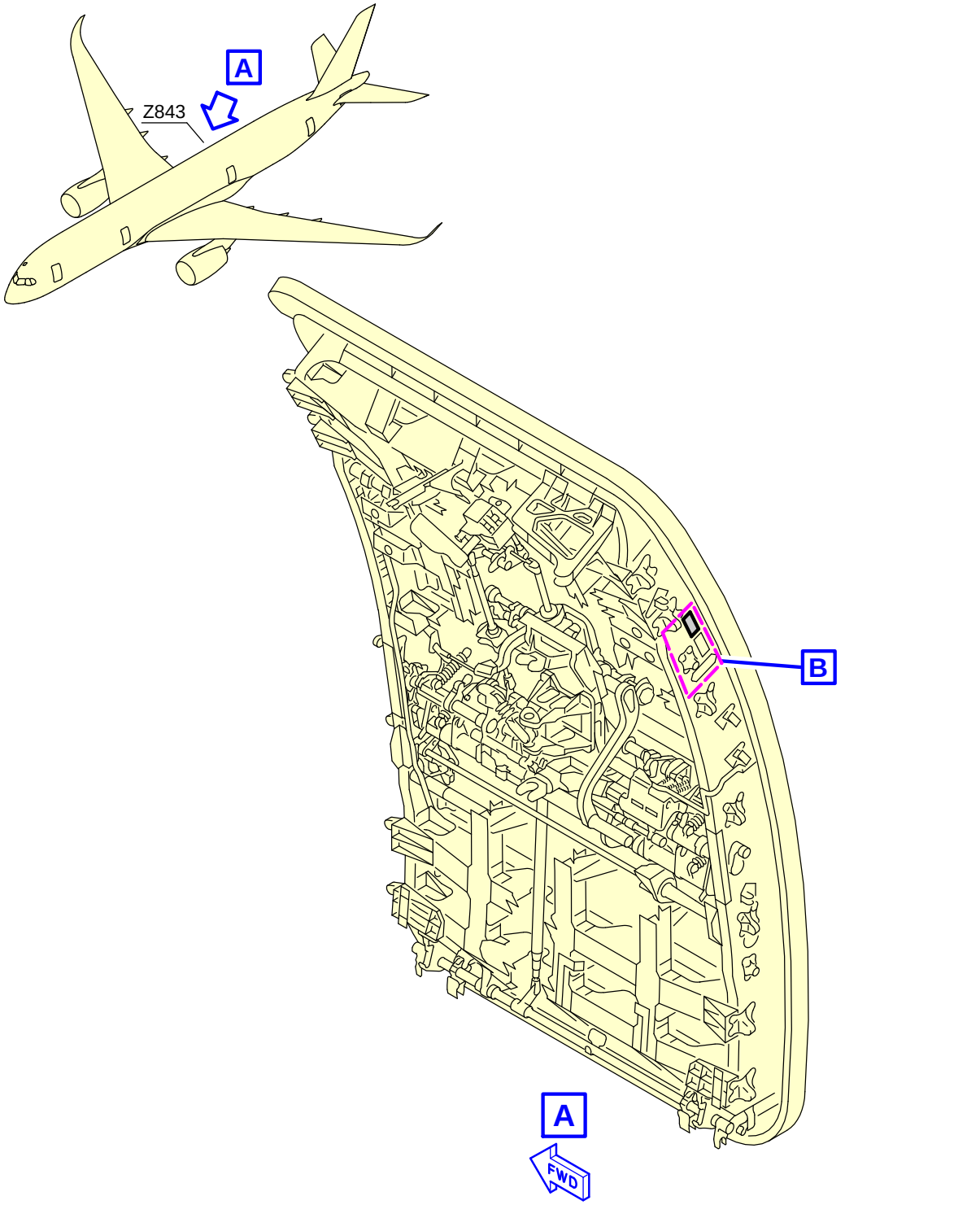

Figure ICN-A350-A-52XXP049-A-FAPE3-05S10-A-001-01 SHEET 1/2

CONF 003 005-008 010-014 017 020-023 025 026

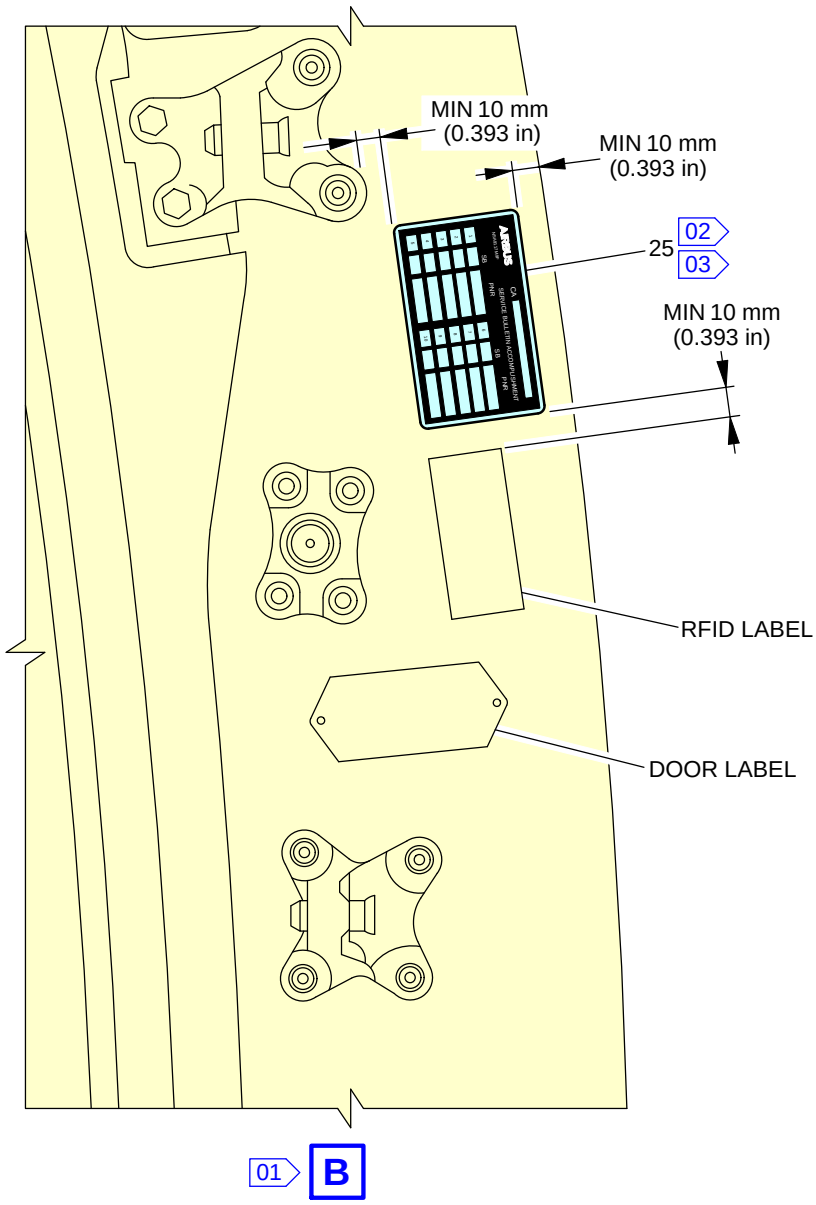

NOTE:

01 BEFORE THE BONDING OF THE PLATE, CLEAN THE SURFACE WITH MATERIALS No 08BAA9 AND No 14SBA1.

02 BOND THE PLATE, ITEM 25, WITH MATERIAL No 05EJL9 ABOVE THE RFID LABEL, WHERE SPACE IS AVAILABLE.

03 PROTECT THE PLATE, ITEM 25, WITH MATERIAL No 04SBA3.

ICN-A350-A-52XXP049-A-FAPE3-05S11-A-001-01

Figure ICN-A350-A-52XXP049-A-FAPE3-05S11-A-001-01 SHEET 2/2

CONF 001 002 004-010 012 013 016 017 019 025 026

(15) Task A350-A-52-XX-P049-15001-900A-A (A350-A-52-XX-P049-15ZZZ-900Z-A)
Re-Identify the PAX/Crew Door 4, LH Side

Job Set-Up Information

Working Area

Impacted Zone	Access / Work Location	
834	Access	Door 834

Manpower/Resources/Skills

Man-hours	0.25 h
Minimum Number of person	1
Elapsed Time	0.25 h
Skills	Airframe

Material necessary to do the job

Consumables

ITEM	REFERENCE CML	DESCRIPTION	DRAWING	SEE NOTES
	04SBA3	Varnish Polyurethane - Low VOC - External Structure		
	05EJL9	Epoxy Adhesive - Metal to metal - Legacy		
	08BAA9	Non Aqueous Cleaner - General		
	14SBA1	Textile - Lint free Cotton		

Components

ITEM	PART No.	QTY (UM)	KEYWORD	DRAWING	SEE NOTES
25	NSA9117M9F	1	PLATE		(1) (2) (3)

NOTE(S)

(1): The components listed above are not an AIRBUS Kit, the required parts must be ordered as necessary through the given channel.

(2): This item has a Shelf Life of less than or equal to 24 months and must be ordered when you intend to accomplish the Service Bulletin.

(3): The components listed above are only necessary if the identification plate is not installed. The quantity of these items is to be ordered as required.

Referenced Information

Manuals/Drawings	References/Sheets
ASR	A350-A-51-77-11-00ZZZ-660Z-A
MP	A350-A-11-XX-XX-00ZZZ-691Z-A
SD	A350-A-06-3X-XX-01ZZZ-04CZ-A
CML	CONSUMABLE MATERIAL LIST (CML)
PMS	01-06-12

Procedure

(a) Standard practices given in this procedure:

1 For identification of zones, refer to Ref. SD A350-A-06-3X-XX-01ZZZ-04CZ-A.

2 For the specification of Material application codes given in this Service Bulletin, refer to the Ref. CML.

3 Do the cleaning process in accordance with Ref. ASR A350-A-51-77-11-00ZZZ-660Z-A.

4 For the re-identification of parts using indelible link, refer to Ref. PMS 01-06-12.

5 For the installation of placards, refer to Ref. MP A350-A-11-XX-XX-00ZZZ-691Z-A.

(b) Make sure that the identification plate, item (26), is installed, refer to Ref. Fig. Inspection of the Installed Door Plate 4 LH.

1 If the identification plate is installed, cross out its CSC number.

2 If the identification plate is not installed, install the new identification plate, item 25, refer to Ref. Fig. Installation of the Door Plate 4 LH.

a Clean the surface of the installation area of the plate with:

Textile - Lint free Cotton and	14SBA1	
Non Aqueous Cleaner - General	08BAA9	

b Bond the new identification plate:

1	PLATE-IDENTIFICATION with:	NSA9117M9F	Item 25
	Epoxy Adhesive - Metal to metal - Legacy	05EJL9	

c Cross out the old CSC number on the door label.

(c) Mark the new CSC number on the door label, refer to Ref. Fig. Installation of the Door Plate 4 LH.

1 Identify the CSC number at aircraft delivery on the original door identification plate.

2 Identify which Service Bulletins have been accomplished on the door before.

3 Identify the new door CSC number in accordance with the SBIT No. 20-0049, using as inputs the CSC number at aircraft delivery, the Service Bulletins that have been accomplished on the door before and this Service Bulletin.

4 Mark the new CSC number of the door and the Service Bulletin number on the door label.

(d) Protect identification plate, refer to Ref. Fig. Installation of the Door Plate 4 LH, with:

Varnish Polyurethane - Low VOC - External Structure	04SBA3

CONF 001 002

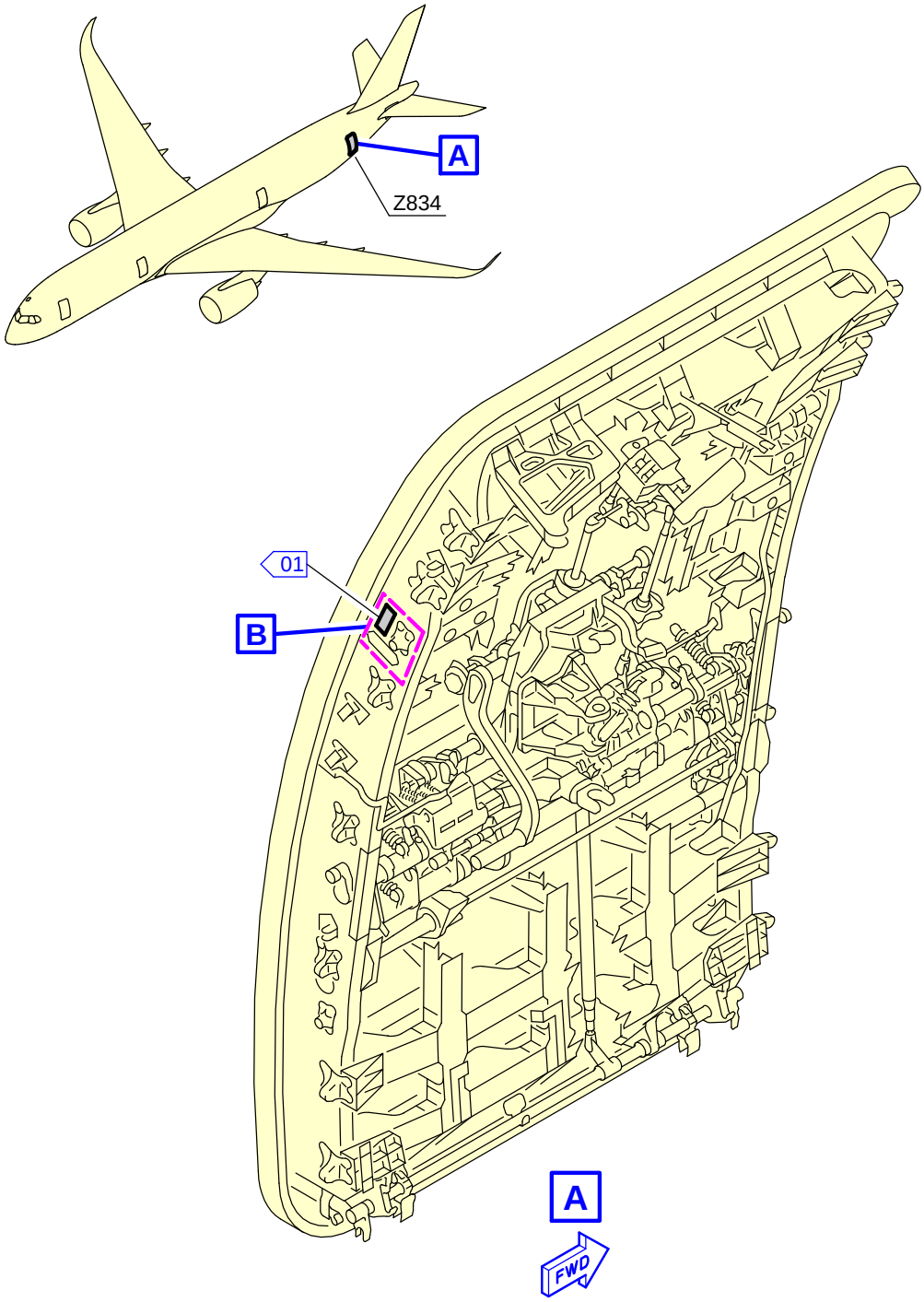

NOTE:

01 BECAUSE OF THE AIRCRAFT CONFIGURATION, THE LOCATION OF THE PLATE CAN CHANGE IN THIS AREA.

ICN-A350-A-52XXP049-A-FAPE3-05RZ4-A-001-01

Figure ICN-A350-A-52XXP049-A-FAPE3-05RZ4-A-001-01 SHEET 1/2

CONF 001 002

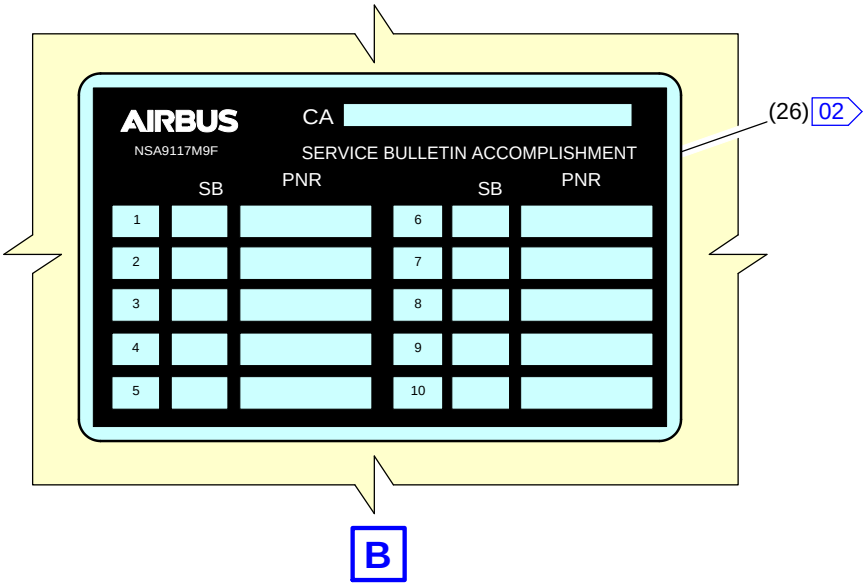

VIEW LOOKING FWD

NOTE:

02 THE HORIZONTAL OR VERTICAL POSITION OF THE PLATE, ITEM (26), CAN CHANGE BECAUSE OF THE AIRCRAFT CONFIGURATION.

ICN-A350-A-52XXP049-A-FAPE3-05RZ5-A-001-01

Figure ICN-A350-A-52XXP049-A-FAPE3-05RZ5-A-001-01 SHEET 2/2

CONF 004-010 012 013 016 017 019 025 026

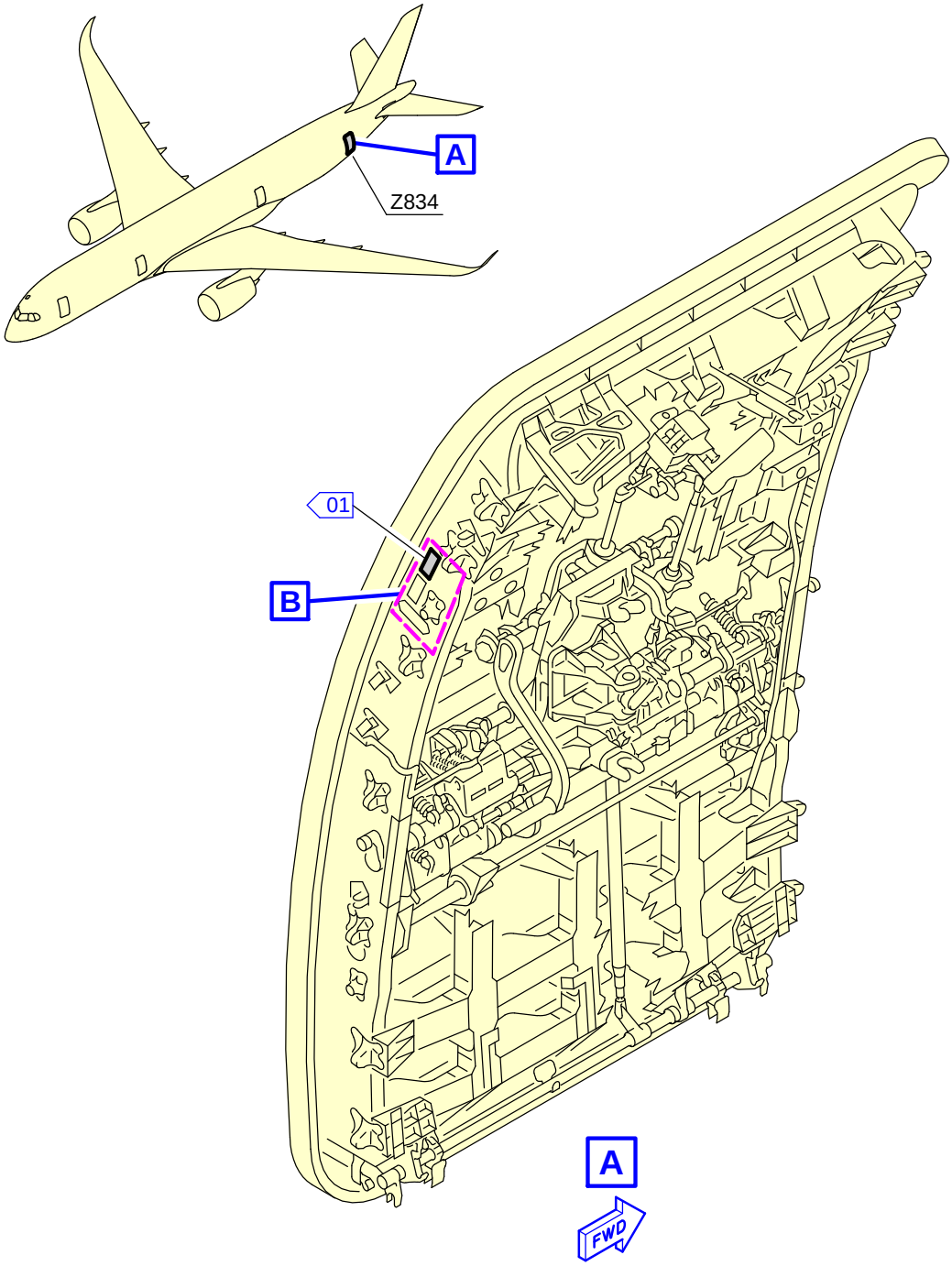

NOTE:

01 BECAUSE OF THE AIRCRAFT CONFIGURATION, THE LOCATION OF THE PLATE CAN CHANGE IN THIS AREA.

ICN-A350-A-52XXP049-A-FAPE3-05RZ6-A-001-01

Figure ICN-A350-A-52XXP049-A-FAPE3-05RZ6-A-001-01 SHEET 1/2

CONF 004-010 012 013 016 017 019 025 026

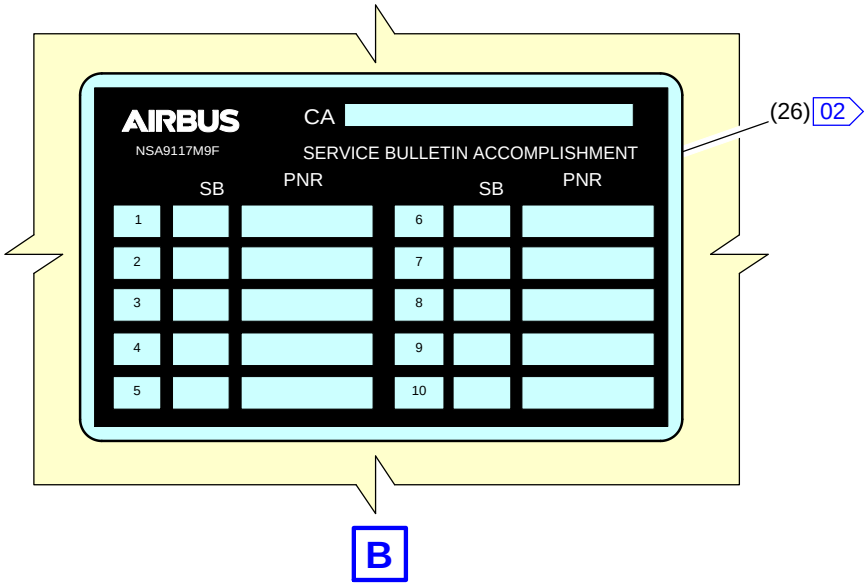

NOTE:

02 THE HORIZONTAL OR VERTICAL POSITION OF THE PLATE, ITEM (26), CAN CHANGE BECAUSE OF THE AIRCRAFT CONFIGURATION.

ICN-A350-A-52XXP049-A-FAPE3-05RZ7-A-001-01

Figure ICN-A350-A-52XXP049-A-FAPE3-05RZ7-A-001-01 SHEET 2/2

CONF 001 002

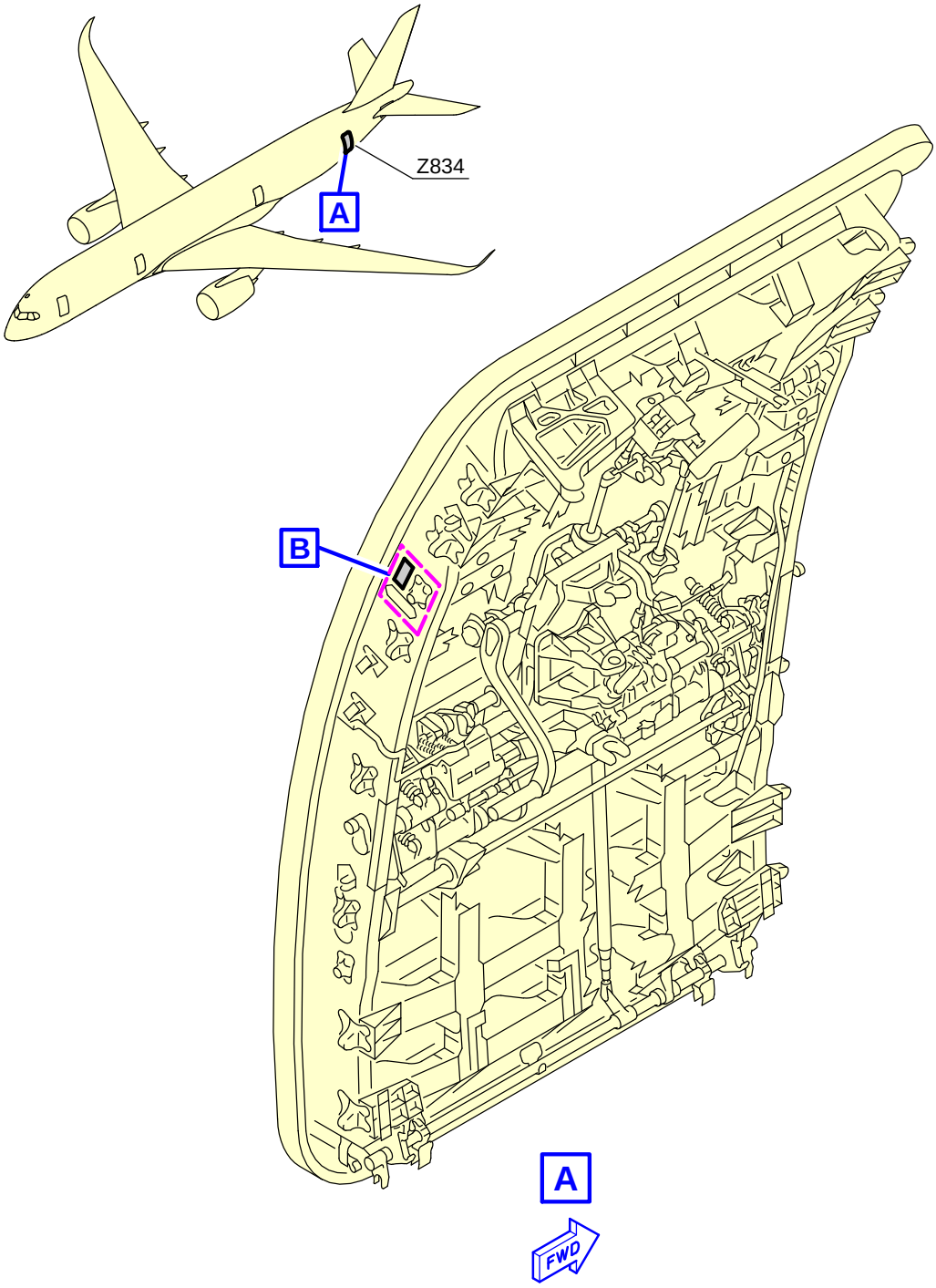

ICN-A350-A-52XXP049-A-FAPE3-05S0S-A-001-01

Figure ICN-A350-A-52XXP049-A-FAPE3-05S0S-A-001-01 SHEET 1/2

CONF 001 002

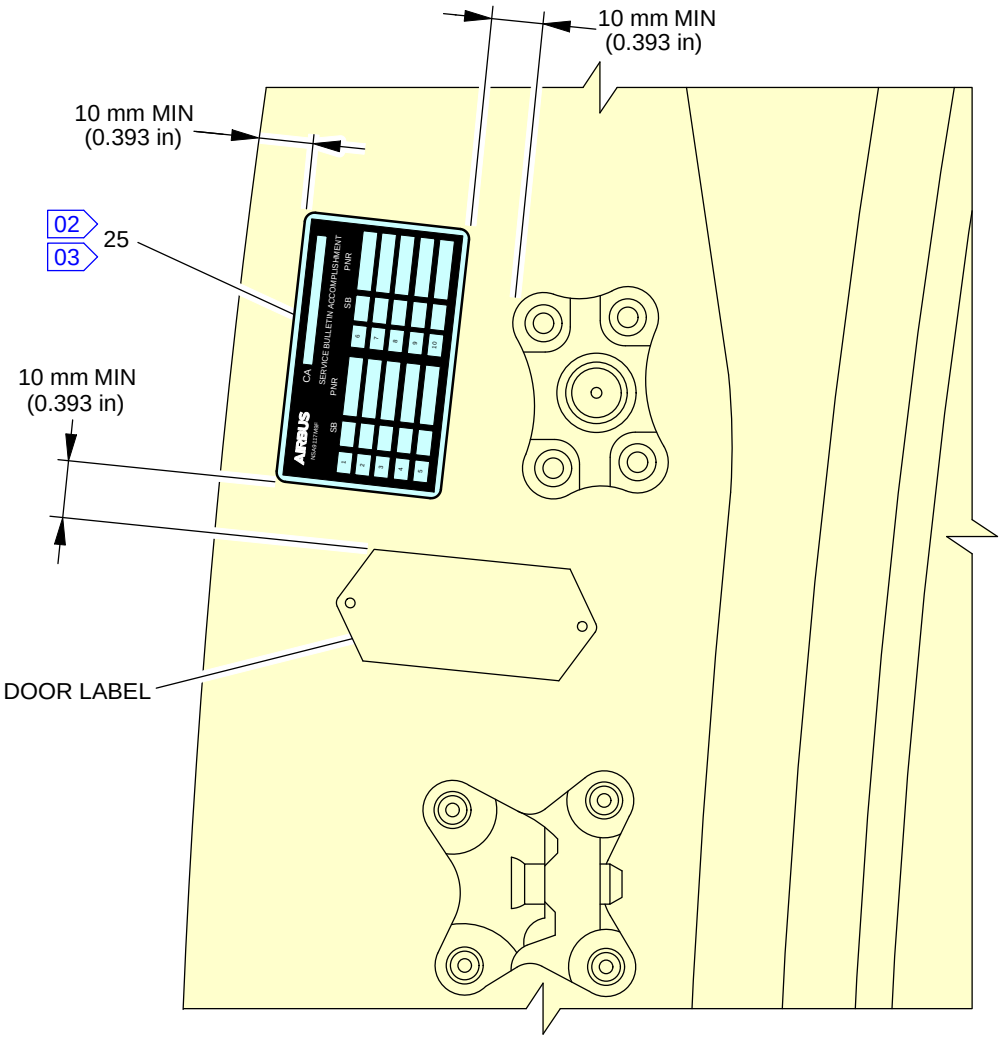

NOTE:

01 BEFORE THE BONDING OF THE PLATE, CLEAN THE SURFACE WITH MATERIALS No 08BAA9 AND No 14SBA1.

02 BOND THE PLATE, ITEM 25, WITH MATERIAL No 05EJL9 ABOVE THE DOOR LABEL, WHERE SPACE IS AVAILABLE.

03 PROTECT THE PLATE, ITEM 25, WITH MATERIAL No 04SBA3.

ICN-A350-A-52XXP049-A-FAPE3-05S0T-A-001-01

Figure ICN-A350-A-52XXP049-A-FAPE3-05S0T-A-001-01 SHEET 2/2

CONF 004-010 012 013 016 017 019 025 026

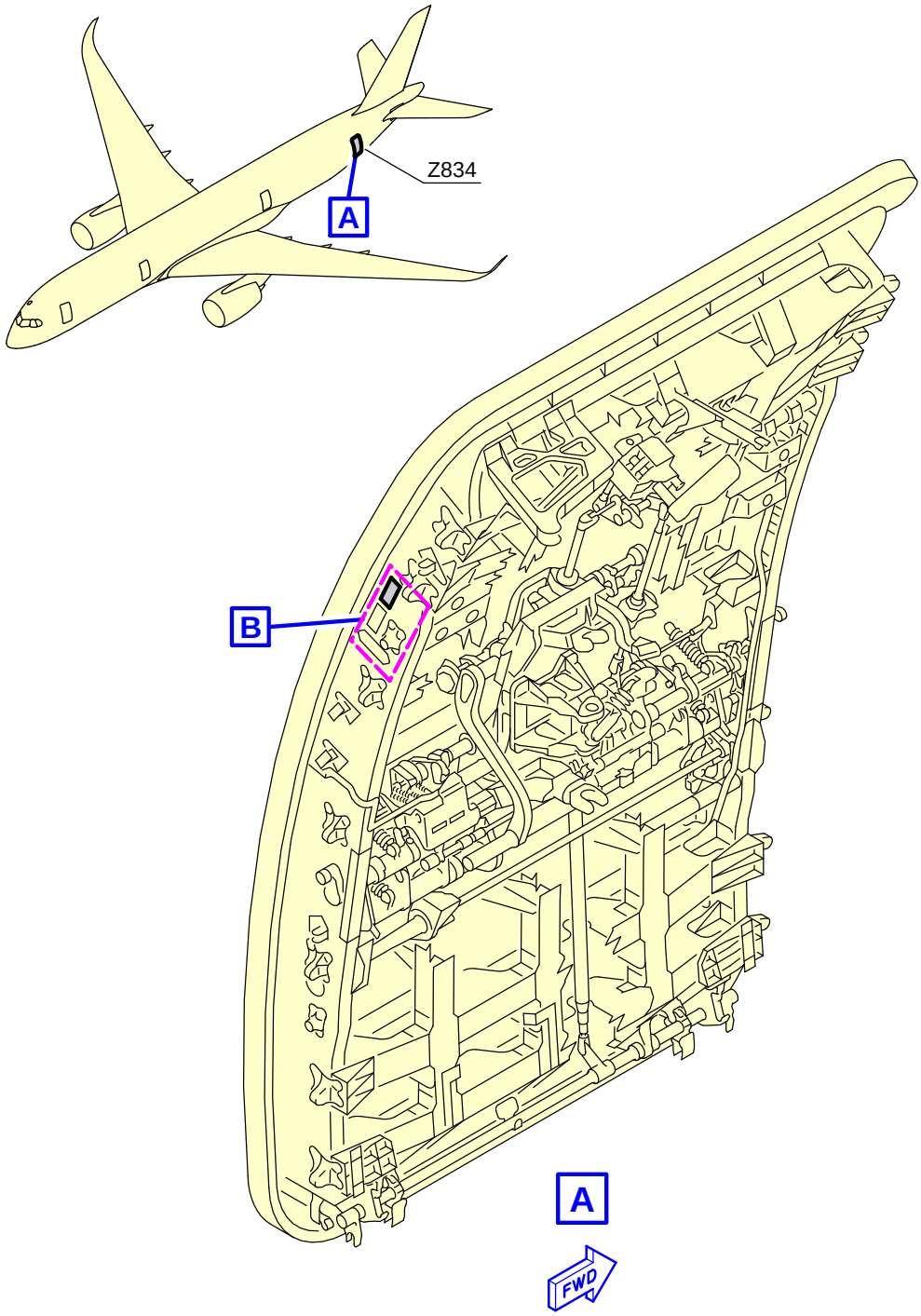

ICN-A350-A-52XXP049-A-FAPE3-05S0U-A-001-01

Figure ICN-A350-A-52XXP049-A-FAPE3-05S0U-A-001-01 SHEET 1/2

CONF 004-010 012 013 016 017 019 025 026

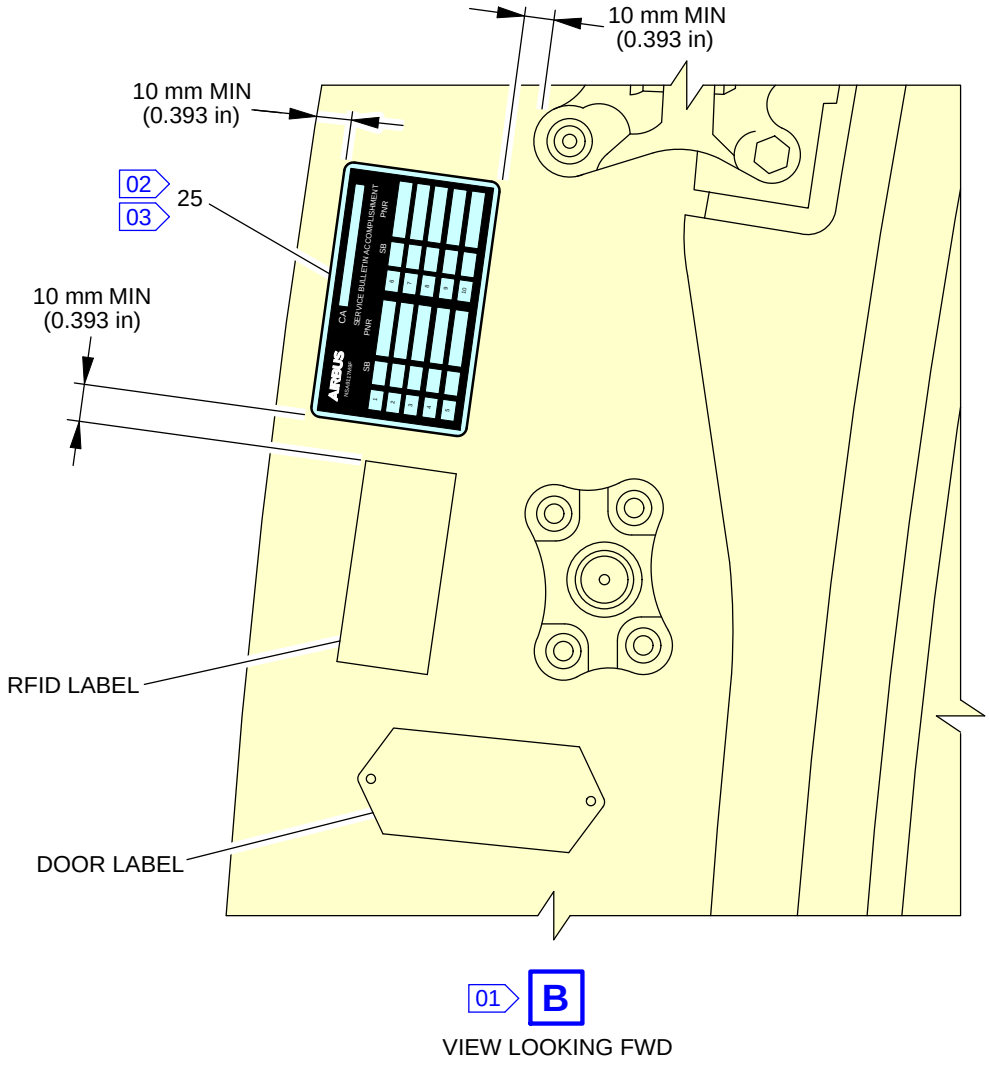

NOTE:

01 BEFORE THE BONDING OF THE PLATE, CLEAN THE SURFACE WITH MATERIALS No 08BAA9 AND No 14SBA1.

02 BOND THE PLATE, ITEM 25, WITH MATERIAL No 05EJL9 ABOVE THE RFID LABEL, WHERE SPACE IS AVAILABLE.

03 PROTECT THE PLATE, ITEM 25, WITH MATERIAL No 04SBA3.

ICN-A350-A-52XXP049-A-FAPE3-05S0V-A-001-01

Figure ICN-A350-A-52XXP049-A-FAPE3-05S0V-A-001-01 SHEET 2/2

CONF 001 002 004-006 008-012 017 019 025 026

(16) Task A350-A-52-XX-P049-16001-900A-A (A350-A-52-XX-P049-16ZZZ-900Z-A)
Re-Identify the PAX/Crew Door 4, RH Side

Job Set-Up Information

Working Area

Impacted Zone	Access / Work Location	
844	Access	Door 844

Manpower/Resources/Skills

Man-hours	0.25 h
Minimum Number of person	1
Elapsed Time	0.25 h
Skills	Airframe

Material necessary to do the job

Consumables

ITEM	REFERENCE CML	DESCRIPTION	DRAWING	SEE NOTES
	04SBA3	Varnish Polyurethane - Low VOC - External Structure		
	05EJL9	Epoxy Adhesive - Metal to metal - Legacy		
	08BAA9	Non Aqueous Cleaner - General		
	14SBA1	Textile - Lint free Cotton		

Components

ITEM	PART No.	QTY (UM)	KEYWORD	DRAWING	SEE NOTES
25	NSA9117M9F	1	PLATE		(1) (2) (3)

NOTE(S)

(1): The components listed above are not an AIRBUS Kit, the required parts must be ordered as necessary through the given channel.

(2): This item has a Shelf Life of less than or equal to 24 months and must be ordered when you intend to accomplish the Service Bulletin.

(3): The components listed above are only necessary if the identification plate is not installed. The quantity of these items is to be ordered as required.

Referenced Information

Manuals/Drawings	References/Sheets
ASR	A350-A-51-77-11-00ZZZ-660Z-A
MP	A350-A-11-XX-XX-00ZZZ-691Z-A
SD	A350-A-06-3X-XX-01ZZZ-04CZ-A
CML	CONSUMABLE MATERIAL LIST (CML)
PMS	01-06-12

Procedure

(a) Standard practices given in this procedure:

1 For identification of zones, refer to Ref. SD A350-A-06-3X-XX-01ZZZ-04CZ-A.

2 For the specification of Material application codes given in this Service Bulletin, refer to the Ref. CML.

3 Do the cleaning process in accordance with Ref. ASR A350-A-51-77-11-00ZZZ-660Z-A.

4 For the re-identification of parts using indelible link, refer to Ref. PMS 01-06-12.

5 For the installation of placards, refer to Ref. MP A350-A-11-XX-XX-00ZZZ-691Z-A.

(b) Make sure that the identification plate, item (26), is installed, refer to Ref. Fig. Inspection of the Installed Door Plate 4 RH.

1 If the identification plate is installed, cross out its CSC number.

2 If the identification plate is not installed, install the new identification plate, item 25, refer to Ref. Fig. Installation of the Door Plate 4 RH.

a Clean the surface of the installation area of the plate with:

Textile - Lint free Cotton and	14SBA1	
Non Aqueous Cleaner - General	08BAA9	

b Bond the new identification plate:

1	PLATE-IDENTIFICATION with:	NSA9117M9F	Item 25
	Epoxy Adhesive - Metal to metal - Legacy	05EJL9	

c Cross out the old CSC number on the door label.

(c) Mark the new CSC number on the door label, refer to Ref. Fig. Installation of the Door Plate 4 RH.

1 Identify the CSC number at aircraft delivery on the original door identification plate.

2 Identify which Service Bulletins have been accomplished on the door before.

3 Identify the new door CSC number in accordance with the SBIT No. 20-0049, using as inputs the CSC number at aircraft delivery, the Service Bulletins that have been accomplished on the door before and this Service Bulletin.

4 Mark the new CSC number of the door and the Service Bulletin number on the door label.

(d) Protect identification plate, refer to Ref. Fig. Installation of the Door Plate 4 RH, with:

Varnish Polyurethane - Low VOC - External Structure	04SBA3

CONF 001 002

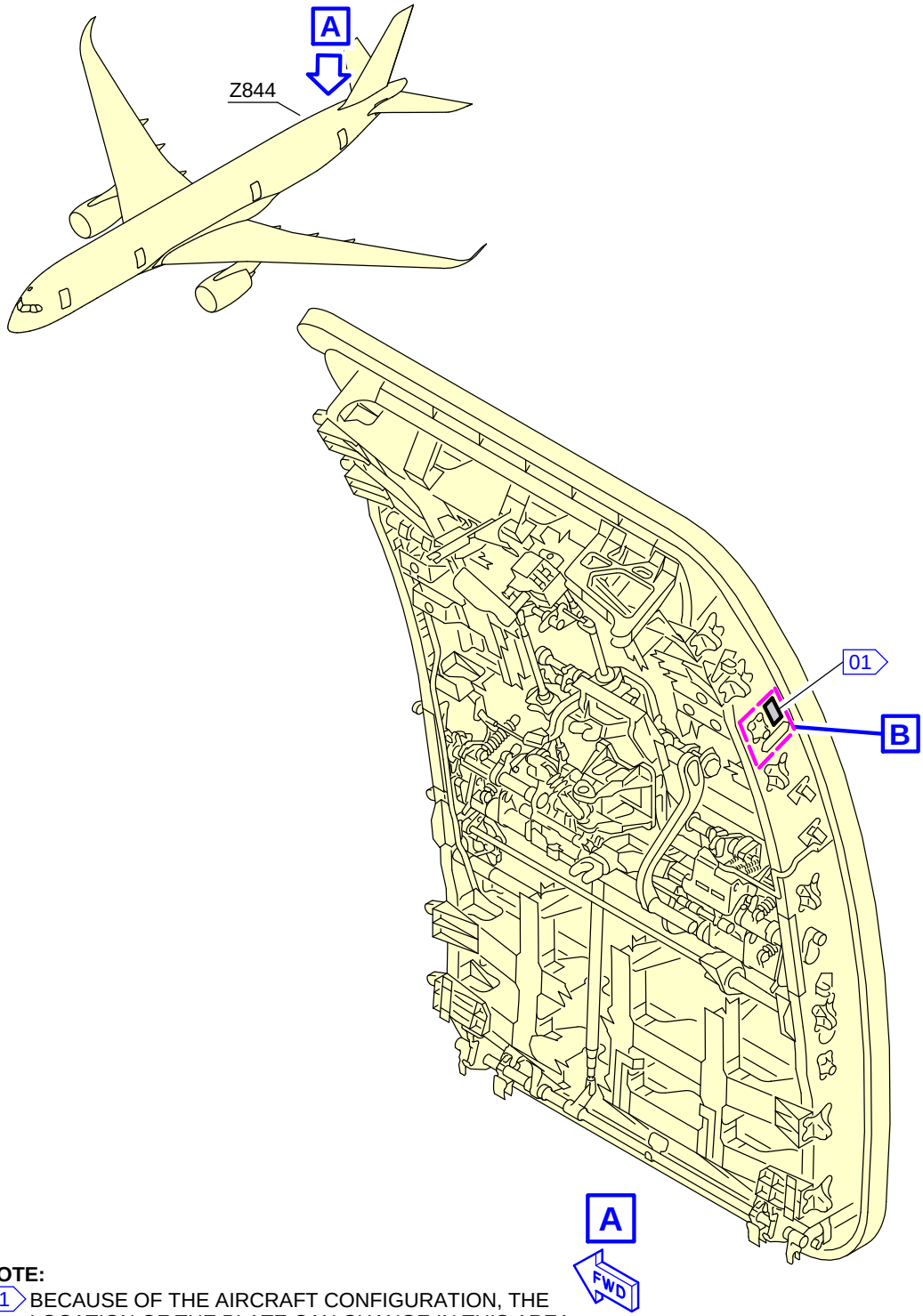

NOTE:

01 BECAUSE OF THE AIRCRAFT CONFIGURATION, THE LOCATION OF THE PLATE CAN CHANGE IN THIS AREA.

ICN-A350-A-52XXP049-A-FAPE3-05RZ8-A-001-01

Figure ICN-A350-A-52XXP049-A-FAPE3-05RZ8-A-001-01 SHEET 1/2

CONF 001 002

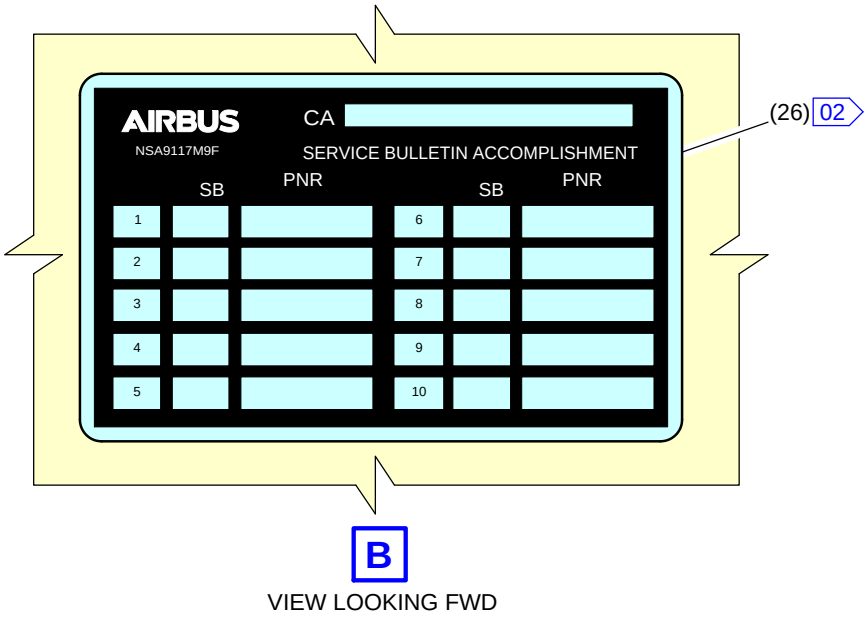

NOTE:

02 THE HORIZONTAL OR VERTICAL POSITION OF THE PLATE, ITEM (26), CAN CHANGE BECAUSE OF THE AIRCRAFT CONFIGURATION.

ICN-A350-A-52XXP049-A-FAPE3-05RZ9-A-001-01

Figure ICN-A350-A-52XXP049-A-FAPE3-05RZ9-A-001-01 SHEET 2/2

CONF 004-006 008-012 017 019 025 026

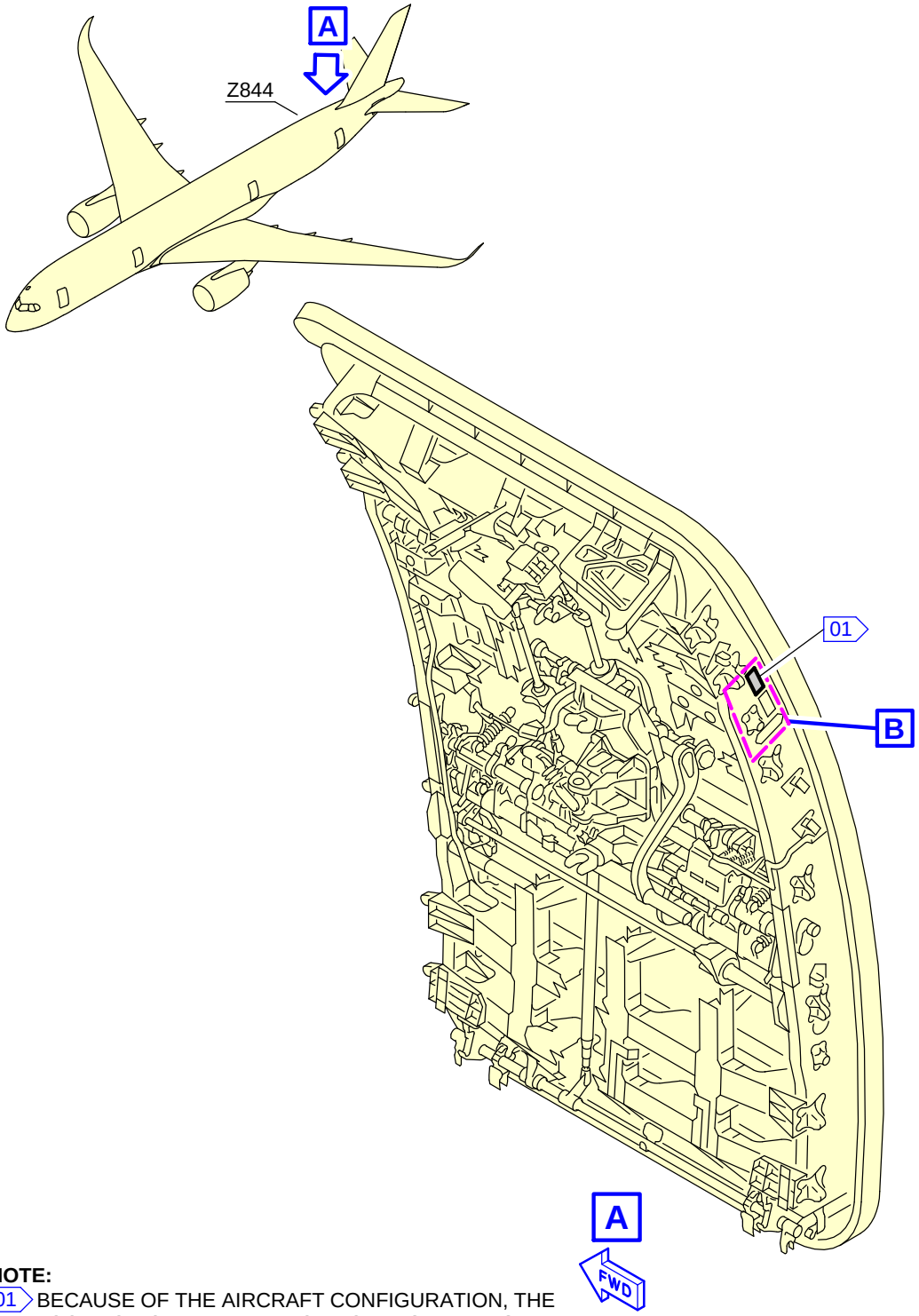

NOTE:

01 BECAUSE OF THE AIRCRAFT CONFIGURATION, THE LOCATION OF THE PLATE CAN CHANGE IN THIS AREA.

ICN-A350-A-52XXP049-A-FAPE3-05RZA-A-001-01

Figure ICN-A350-A-52XXP049-A-FAPE3-05RZA-A-001-01 SHEET 1/2

CONF 004-006 008-012 017 019 025 026

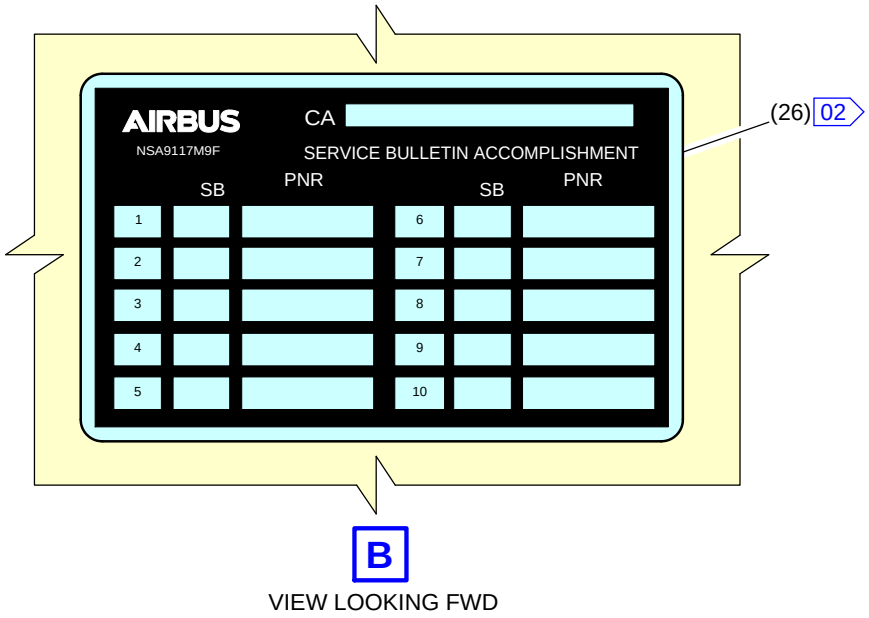

NOTE:

02 THE HORIZONTAL OR VERTICAL POSITION OF THE PLATE, ITEM (26), CAN CHANGE BECAUSE OF THE AIRCRAFT CONFIGURATION.

ICN-A350-A-52XXP049-A-FAPE3-05RZB-A-001-01

Figure ICN-A350-A-52XXP049-A-FAPE3-05RZB-A-001-01 SHEET 2/2

CONF 001 002

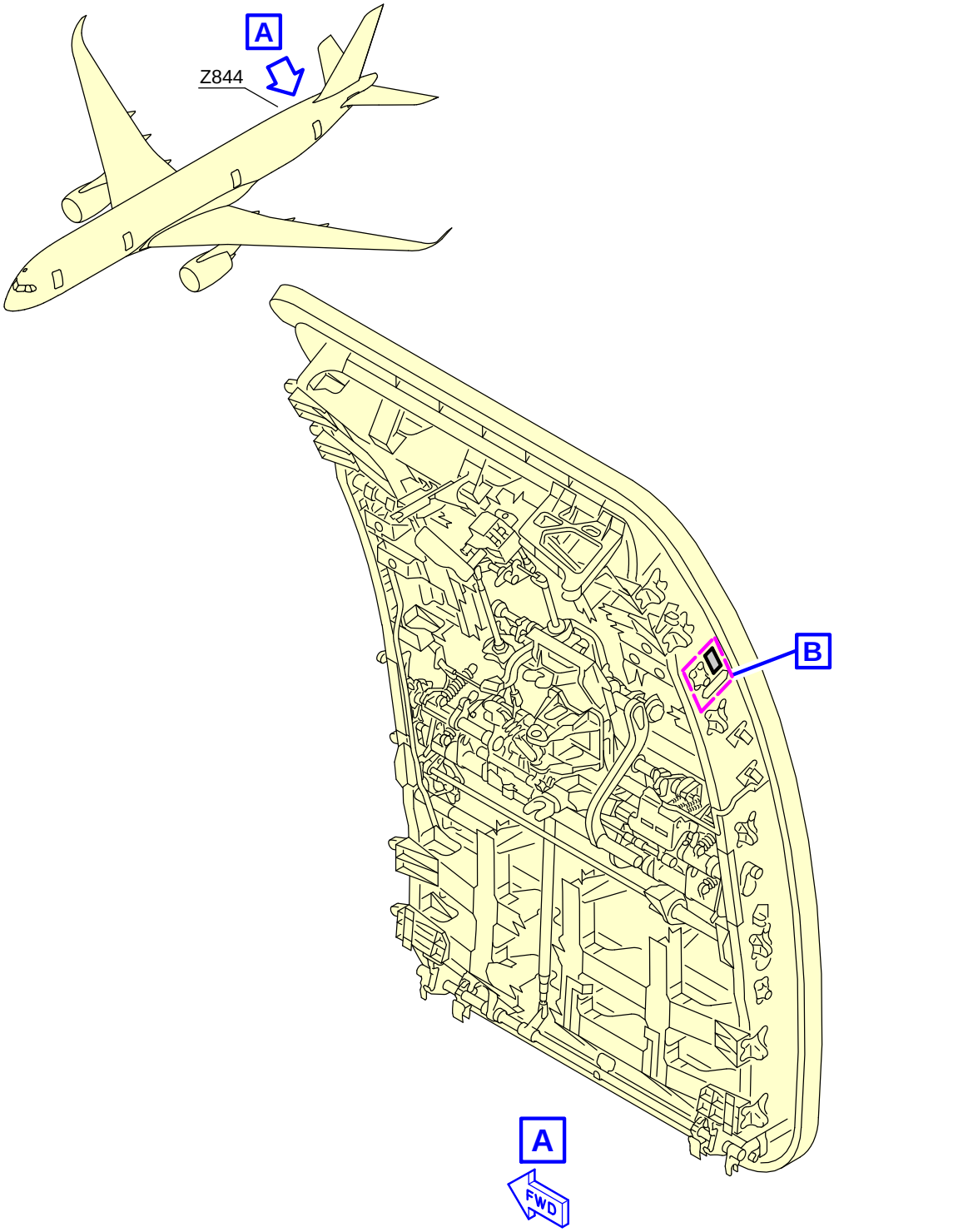

ICN-A350-A-52XXP049-A-FAPE3-05S1D-A-001-01

Figure ICN-A350-A-52XXP049-A-FAPE3-05S1D-A-001-01 SHEET 1/2

CONF 001 002

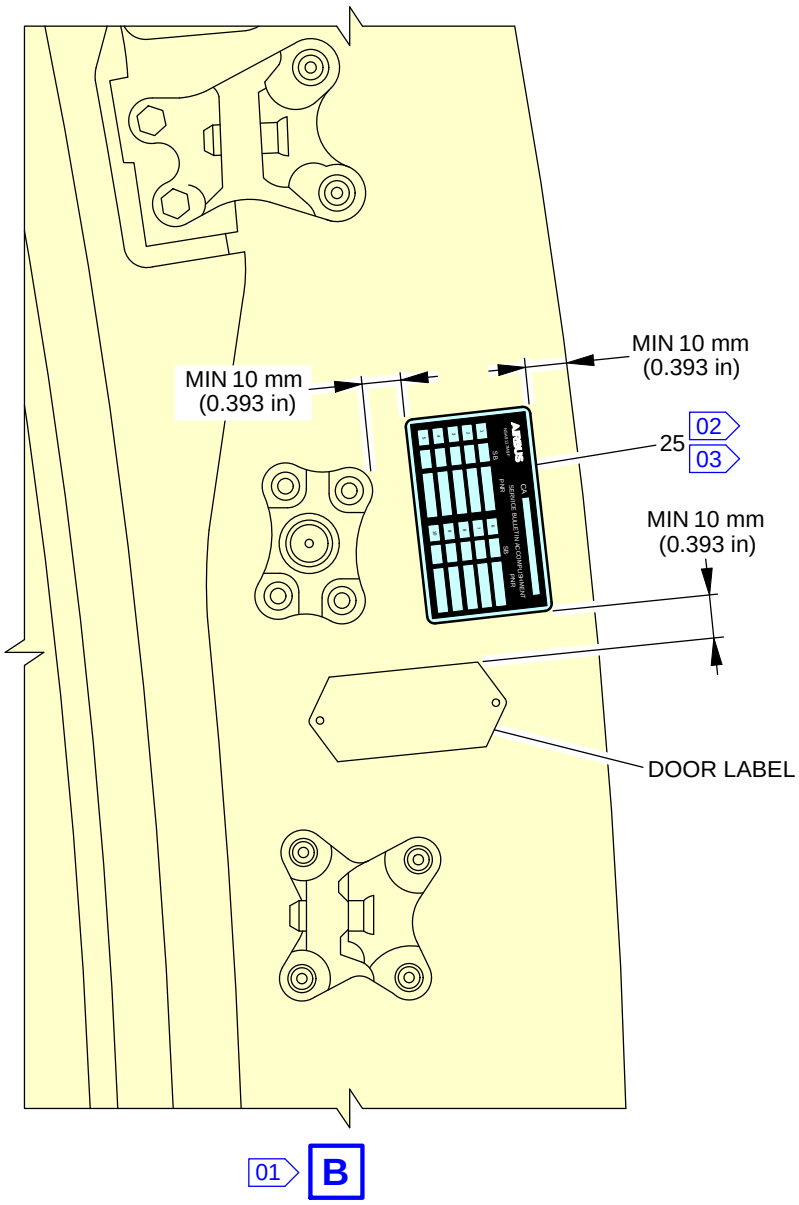

NOTE:

01 BEFORE THE BONDING OF THE PLATE, CLEAN THE SURFACE WITH MATERIALS No 08BAA9 AND No 14SBA1.

02 BOND THE PLATE, ITEM 25, WITH MATERIAL No 05EJL9 ABOVE THE DOOR LABEL, WHERE SPACE IS AVAILABLE.

03 PROTECT THE PLATE, ITEM 25, WITH MATERIAL No 04SBA3.

ICN-A350-A-52XXP049-A-FAPE3-05S1E-A-001-01

Figure ICN-A350-A-52XXP049-A-FAPE3-05S1E-A-001-01 SHEET 2/2

CONF 004-006 008-012 017 019 025 026

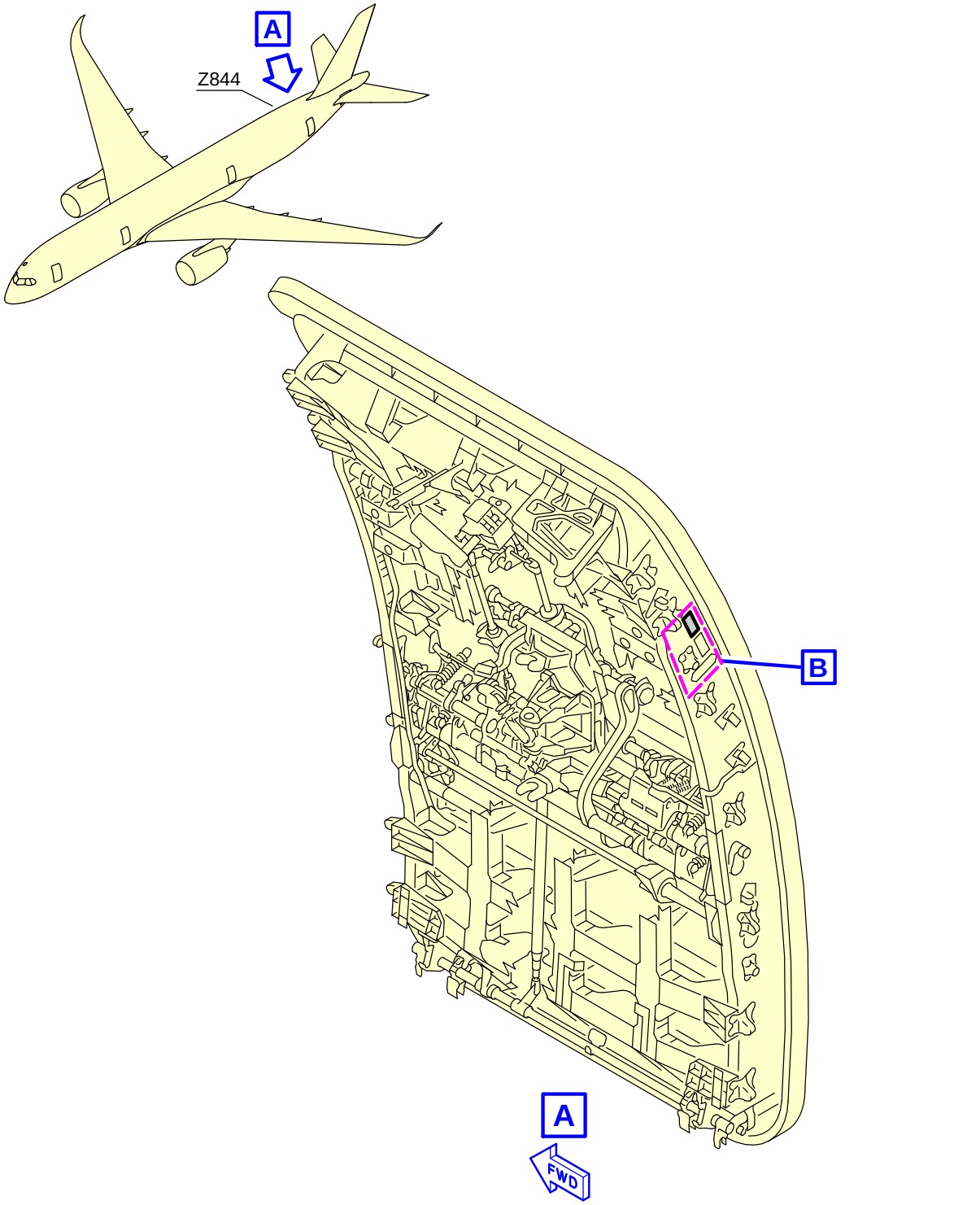

ICN-A350-A-52XXP049-A-FAPE3-05S1F-A-001-01

Figure ICN-A350-A-52XXP049-A-FAPE3-05S1F-A-001-01 SHEET 1/2

CONF 004-006 008-012 017 019 025 026

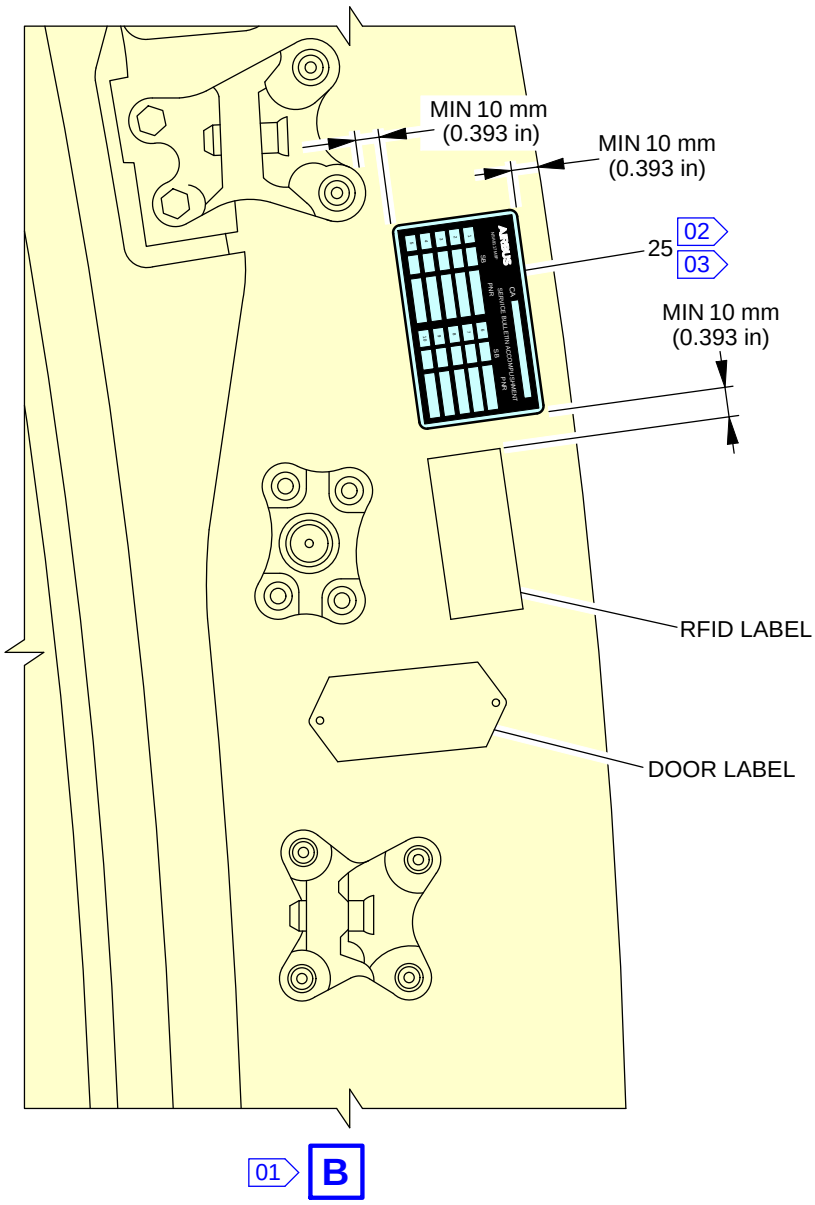

NOTE:

01 BEFORE THE BONDING OF THE PLATE, CLEAN THE SURFACE WITH MATERIALS No 08BAA9 AND No 14SBA1.

02 BOND THE PLATE, ITEM 25, WITH MATERIAL No 05EJL9 ABOVE THE RFID LABEL, WHERE SPACE IS AVAILABLE.

03 PROTECT THE PLATE, ITEM 25, WITH MATERIAL No 04SBA3.

ICN-A350-A-52XXP049-A-FAPE3-05S1G-A-001-01

Figure ICN-A350-A-52XXP049-A-FAPE3-05S1G-A-001-01 SHEET 2/2

CONF ALL

D. PREPARATION FOR TEST

None

E. TEST

CONF 001 025

(1) Task A350-A-52-XX-P049-02001-300A-A (A350-A-52-XX-P049-02ZZZ-300Z-A) Test

Job Set-Up Information

Manpower/Resources/Skills

Man-hours	0.80 h
Minimum Number of person	1
Elapsed Time	0.80 h

Referenced Information

Manuals/Drawings	References/Sheets
MP	A350-A-52-11-73-A6ZZZ-720Z-A A350-A-52-12-73-A6ZZZ-720Z-A A350-A-52-13-73-A6ZZZ-720Z-A

Procedure

(a) Do the test procedure as specified after the installation of the actuator of PAX/ crew door (FIN 5011MP1 and FIN 5011MP2), refer to Ref. MP A350-A-52-11-73-A6ZZZ-720Z-A.

(b) Do the test procedure as specified after the installation of the actuator of PAX/ crew door (FIN 5012MP1, FIN 5012MP2, FIN 5012MP3 and FIN 5012MP4), refer to Ref. MP A350-A-52-12-73-A6ZZZ-720Z-A.

(c) Do the test procedure as specified after the installation of the actuator of PAX/ crew door (FIN 5013MP1 and FIN 5013MP2), refer to Ref. MP A350-A-52-13-73-A6ZZZ-720Z-A.

CONF 002 026

(1) Task A350-A-52-XX-P049-02002-300A-A (A350-A-52-XX-P049-02ZZZ-300Z-A) Test

Job Set-Up Information

Manpower/Resources/Skills

Man-hours	0.70 h
Minimum Number of person	1
Elapsed Time	0.70 h

Referenced Information

Manuals/Drawings	References/Sheets
MP	A350-A-52-11-73-A6ZZZ-720Z-A A350-A-52-12-73-A6ZZZ-720Z-A A350-A-52-13-73-A6ZZZ-720Z-A

Procedure

(a) Do the test procedure as specified after the installation of the actuator of PAX/ crew door (FIN 5011MP1 and FIN 5011MP2), refer to Ref. MP A350-A-52-11-73-A6ZZZ-720Z-A.

(b) Do the test procedure as specified after the installation of the actuator of PAX/ crew door (FIN 5012MP1, FIN 5012MP3 and FIN 5012MP4), refer to Ref. MP A350-A-52-12-73-A6ZZZ-720Z-A.

(c) Do the test procedure as specified after the installation of the actuator of PAX/ crew door (FIN 5013MP1 and FIN 5013MP2), refer to Ref. MP A350-A-52-13-73-A6ZZZ-720Z-A.

CONF 003

(1) Task A350-A-52-XX-P049-02003-300A-A (A350-A-52-XX-P049-02ZZZ-300Z-A) Test

Job Set-Up Information

Manpower/Resources/Skills

Man-hours	0.60 h
Minimum Number of person	1
Elapsed Time	0.60 h

Referenced Information

Manuals/Drawings	References/Sheets
MP	A350-A-52-11-73-A6ZZZ-720Z-A A350-A-52-12-73-A6ZZZ-720Z-A

Procedure

(a) Do the test procedure as specified after the installation of the actuator of PAX/ crew door (FIN 5011MP1 and FIN 5011MP2), refer to Ref. MP A350-A-52-11-73-A6ZZZ-720Z-A.

(b) Do the test procedure as specified after the installation of the actuator of PAX/ crew door (FIN 5012MP1, FIN 5012MP2, FIN 5012MP3 and FIN 5012MP4), refer to Ref. MP A350-A-52-12-73-A6ZZZ-720Z-A.

CONF 004

(1) Task A350-A-52-XX-P049-02004-300A-A (A350-A-52-XX-P049-02ZZZ-300Z-A) Test

Job Set-Up Information

Manpower/Resources/Skills

Man-hours	0.50 h
Minimum Number of person	1
Elapsed Time	0.50 h

Referenced Information

Manuals/Drawings	References/Sheets
MP	A350-A-52-12-73-A6ZZZ-720Z-A A350-A-52-13-73-A6ZZZ-720Z-A

Procedure

(a) Do the test procedure as specified after the installation of the actuator of PAX/ crew door (FIN 5012MP1, FIN 5012MP2 and FIN 5012MP3), refer to Ref. MP A350-A-52-12-73-A6ZZZ-720Z-A.

(b) Do the test procedure as specified after the installation of the actuator of PAX/ crew door (FIN 5013MP1 and FIN 5013MP2), refer to Ref. MP A350-A-52-13-73-A6ZZZ-720Z-A.

CONF 005

(1) Task A350-A-52-XX-P049-02005-300A-A (A350-A-52-XX-P049-02ZZZ-300Z-A) Test

Job Set-Up Information

Manpower/Resources/Skills

Man-hours	0.70 h
Minimum Number of person	1
Elapsed Time	0.70 h

Referenced Information

Manuals/Drawings	References/Sheets
MP	A350-A-52-11-73-A6ZZZ-720Z-A A350-A-52-12-73-A6ZZZ-720Z-A A350-A-52-13-73-A6ZZZ-720Z-A

Procedure

(a) Do the test procedure as specified after the installation of the actuator of PAX/ crew door (FIN 5011MP1), refer to Ref. MP A350-A-52-11-73-A6ZZZ-720Z-A.

(b) Do the test procedure as specified after the installation of the actuator of PAX/ crew door (FIN 5012MP1, FIN 5012MP2, FIN 5012MP3 and FIN 5012MP4), refer to Ref. MP A350-A-52-12-73-A6ZZZ-720Z-A.

(c) Do the test procedure as specified after the installation of the actuator of PAX/ crew door (FIN 5013MP1 and FIN 5013MP2), refer to Ref. MP A350-A-52-13-73-A6ZZZ-720Z-A.

CONF 006

(1) Task A350-A-52-XX-P049-02006-300A-A (A350-A-52-XX-P049-02ZZZ-300Z-A) Test

Job Set-Up Information

Manpower/Resources/Skills

Man-hours	0.60 h
Minimum Number of person	1
Elapsed Time	0.60 h

Referenced Information

Manuals/Drawings	References/Sheets
MP	A350-A-52-11-73-A6ZZZ-720Z-A A350-A-52-12-73-A6ZZZ-720Z-A A350-A-52-13-73-A6ZZZ-720Z-A

Procedure

(a) Do the test procedure as specified after the installation of the actuator of PAX/ crew door (FIN 5011MP2), refer to Ref. MP A350-A-52-11-73-A6ZZZ-720Z-A.

(b) Do the test procedure as specified after the installation of the actuator of PAX/ crew door (FIN 5012MP2, FIN 5012MP3 and FIN 5012MP4), refer to Ref. MP A350-A-52-12-73-A6ZZZ-720Z-A.

(c) Do the test procedure as specified after the installation of the actuator of PAX/ crew door (FIN 5013MP1 and FIN 5013MP2), refer to Ref. MP A350-A-52-13-73-A6ZZZ-720Z-A.

CONF 007

(1) Task A350-A-52-XX-P049-02007-300A-A (A350-A-52-XX-P049-02ZZZ-300Z-A) Test

Job Set-Up Information

Manpower/Resources/Skills

Man-hours	0.60 h
Minimum Number of person	1
Elapsed Time	0.60 h

Referenced Information

Manuals/Drawings	References/Sheets
MP	A350-A-52-11-73-A6ZZZ-720Z-A A350-A-52-12-73-A6ZZZ-720Z-A A350-A-52-13-73-A6ZZZ-720Z-A

Procedure

(a) Do the test procedure as specified after the installation of the actuator of PAX/ crew door (FIN 5011MP1), refer to Ref. MP A350-A-52-11-73-A6ZZZ-720Z-A.

(b) Do the test procedure as specified after the installation of the actuator of PAX/ crew door (FIN 5012MP1, FIN 5012MP2, FIN 5012MP3 and FIN 5012MP4), refer to Ref. MP A350-A-52-12-73-A6ZZZ-720Z-A.

(c) Do the test procedure as specified after the installation of the actuator of PAX/ crew door (FIN 5013MP1), refer to Ref. MP A350-A-52-13-73-A6ZZZ-720Z-A.

CONF 008

(1) Task A350-A-52-XX-P049-02008-300A-A (A350-A-52-XX-P049-02ZZZ-300Z-A) Test

Job Set-Up Information

Manpower/Resources/Skills

Man-hours	0.70 h
Minimum Number of person	1
Elapsed Time	0.70 h

Referenced Information

Manuals/Drawings	References/Sheets
MP	A350-A-52-11-73-A6ZZZ-720Z-A A350-A-52-12-73-A6ZZZ-720Z-A A350-A-52-13-73-A6ZZZ-720Z-A

Procedure

(a) Do the test procedure as specified after the installation of the actuator of PAX/ crew door (FIN 5011MP2), refer to Ref. MP A350-A-52-11-73-A6ZZZ-720Z-A.

(b) Do the test procedure as specified after the installation of the actuator of PAX/ crew door (FIN 5012MP1, FIN 5012MP2, FIN 5012MP3 and FIN 5012MP4), refer to Ref. MP A350-A-52-12-73-A6ZZZ-720Z-A.

(c) Do the test procedure as specified after the installation of the actuator of PAX/ crew door (FIN 5013MP1 and FIN 5013MP2), refer to Ref. MP A350-A-52-13-73-A6ZZZ-720Z-A.

CONF 009

(1) Task A350-A-52-XX-P049-02009-300A-A (A350-A-52-XX-P049-02ZZZ-300Z-A) Test

Job Set-Up Information

Manpower/Resources/Skills

Man-hours	0.20 h
Minimum Number of person	1
Elapsed Time	0.20 h

Referenced Information

Manuals/Drawings	References/Sheets
MP	A350-A-52-13-73-A6ZZZ-720Z-A

Procedure

(a) Do the test procedure as specified after the installation of the actuator of PAX/ crew door (FIN 5013MP1 and FIN 5013MP2), refer to Ref. MP A350-A-52-13-73-A6ZZZ-720Z-A.

CONF 010

(1) Task A350-A-52-XX-P049-02010-300A-A (A350-A-52-XX-P049-02ZZZ-300Z-A) Test

Job Set-Up Information

Manpower/Resources/Skills

Man-hours	0.60 h
Minimum Number of person	1
Elapsed Time	0.60 h

Referenced Information

Manuals/Drawings	References/Sheets
MP	A350-A-52-11-73-A6ZZZ-720Z-A A350-A-52-12-73-A6ZZZ-720Z-A A350-A-52-13-73-A6ZZZ-720Z-A

Procedure

(a) Do the test procedure as specified after the installation of the actuator of PAX/ crew door (FIN 5011MP1 and FIN 5011MP2), refer to Ref. MP A350-A-52-11-73-A6ZZZ-720Z-A.

(b) Do the test procedure as specified after the installation of the actuator of PAX/ crew door (FIN 5012MP2 and FIN 5012MP4), refer to Ref. MP A350-A-52-12-73-A6ZZZ-720Z-A.

(c) Do the test procedure as specified after the installation of the actuator of PAX/ crew door (FIN 5013MP1 and FIN 5013MP2), refer to Ref. MP A350-A-52-13-73-A6ZZZ-720Z-A.

CONF 011

(1) Task A350-A-52-XX-P049-02011-300A-A (A350-A-52-XX-P049-02ZZZ-300Z-A) Test

Job Set-Up Information

Manpower/Resources/Skills

Man-hours	0.70 h
Minimum Number of person	1
Elapsed Time	0.70 h

Referenced Information

Manuals/Drawings	References/Sheets
MP	A350-A-52-11-73-A6ZZZ-720Z-A A350-A-52-12-73-A6ZZZ-720Z-A A350-A-52-13-73-A6ZZZ-720Z-A

Procedure

(a) Do the test procedure as specified after the installation of the actuator of PAX/ crew door (FIN 5011MP1 and FIN 5011MP2), refer to Ref. MP A350-A-52-11-73-A6ZZZ-720Z-A.

(b) Do the test procedure as specified after the installation of the actuator of PAX/ crew door (FIN 5012MP1, FIN 5012MP2, FIN 5012MP3 and FIN 5012MP4), refer to Ref. MP A350-A-52-12-73-A6ZZZ-720Z-A.

(c) Do the test procedure as specified after the installation of the actuator of PAX/ crew door (FIN 5013MP2), refer to Ref. MP A350-A-52-13-73-A6ZZZ-720Z-A.

CONF 012

(1) Task A350-A-52-XX-P049-02012-300A-A (A350-A-52-XX-P049-02ZZZ-300Z-A) Test

Job Set-Up Information

Manpower/Resources/Skills

Man-hours	0.70 h
Minimum Number of person	1
Elapsed Time	0.70 h

Referenced Information

Manuals/Drawings	References/Sheets
MP	A350-A-52-11-73-A6ZZZ-720Z-A A350-A-52-12-73-A6ZZZ-720Z-A A350-A-52-13-73-A6ZZZ-720Z-A

Procedure

(a) Do the test procedure as specified after the installation of the actuator of PAX/ crew door (FIN 5011MP1 and FIN 5011MP2), refer to Ref. MP A350-A-52-11-73-A6ZZZ-720Z-A.

(b) Do the test procedure as specified after the installation of the actuator of PAX/ crew door (FIN 5012MP1, FIN 5012MP2 and FIN 5012MP4), refer to Ref. MP A350-A-52-12-73-A6ZZZ-720Z-A.

(c) Do the test procedure as specified after the installation of the actuator of PAX/ crew door (FIN 5013MP1 and FIN 5013MP2), refer to Ref. MP A350-A-52-13-73-A6ZZZ-720Z-A.

CONF 013

(1) Task A350-A-52-XX-P049-02013-300A-A (A350-A-52-XX-P049-02ZZZ-300Z-A) Test

Job Set-Up Information

Manpower/Resources/Skills

Man-hours	0.70 h
Minimum Number of person	1
Elapsed Time	0.70 h

Referenced Information

Manuals/Drawings	References/Sheets
MP	A350-A-52-11-73-A6ZZZ-720Z-A A350-A-52-12-73-A6ZZZ-720Z-A A350-A-52-13-73-A6ZZZ-720Z-A

Procedure

(a) Do the test procedure as specified after the installation of the actuator of PAX/ crew door (FIN 5011MP1 and FIN 5011MP2), refer to Ref. MP A350-A-52-11-73-A6ZZZ-720Z-A.

(b) Do the test procedure as specified after the installation of the actuator of PAX/ crew door (FIN 5012MP1, FIN 5012MP2, FIN 5012MP3 and FIN 5012MP4), refer to Ref. MP A350-A-52-12-73-A6ZZZ-720Z-A.

(c) Do the test procedure as specified after the installation of the actuator of PAX/ crew door (FIN 5013MP1), refer to Ref. MP A350-A-52-13-73-A6ZZZ-720Z-A.

CONF 014

(1) Task A350-A-52-XX-P049-02014-300A-A (A350-A-52-XX-P049-02ZZZ-300Z-A) Test

Job Set-Up Information

Manpower/Resources/Skills

Man-hours	0.40 h
Minimum Number of person	1
Elapsed Time	0.40 h

Referenced Information

Manuals/Drawings	References/Sheets
MP	A350-A-52-11-73-A6ZZZ-720Z-A A350-A-52-12-73-A6ZZZ-720Z-A

Procedure

(a) Do the test procedure as specified after the installation of the actuator of PAX/ crew door (FIN 5011MP1 and FIN 5011MP2), refer to Ref. MP A350-A-52-11-73-A6ZZZ-720Z-A.

(b) Do the test procedure as specified after the installation of the actuator of PAX/ crew door (FIN 5012MP3 and FIN 5012MP4), refer to Ref. MP A350-A-52-12-73-A6ZZZ-720Z-A.

CONF 015

(1) Task A350-A-52-XX-P049-02015-300A-A (A350-A-52-XX-P049-02ZZZ-300Z-A) Test

Job Set-Up Information

Manpower/Resources/Skills

Man-hours	0.20 h
Minimum Number of person	1
Elapsed Time	0.20 h

Referenced Information

Manuals/Drawings	References/Sheets
MP	A350-A-52-12-73-A6ZZZ-720Z-A

Procedure

(a) Do the test procedure as specified after the installation of the actuator of PAX/ crew door (FIN 5012MP2 and FIN 5012MP3), refer to Ref. MP A350-A-52-12-73-A6ZZZ-720Z-A.

CONF 016

(1) Task A350-A-52-XX-P049-02016-300A-A (A350-A-52-XX-P049-02ZZZ-300Z-A) Test

Job Set-Up Information

Manpower/Resources/Skills

Man-hours	0.30 h
Minimum Number of person	1
Elapsed Time	0.30 h

Referenced Information

Manuals/Drawings	References/Sheets
MP	A350-A-52-12-73-A6ZZZ-720Z-A A350-A-52-13-73-A6ZZZ-720Z-A

Procedure

(a) Do the test procedure as specified after the installation of the actuator of PAX/ crew door (FIN 5012MP2 and FIN 5012MP3), refer to Ref. MP A350-A-52-12-73-A6ZZZ-720Z-A.

(b) Do the test procedure as specified after the installation of the actuator of PAX/ crew door (FIN 5013MP1), refer to Ref. MP A350-A-52-13-73-A6ZZZ-720Z-A.

CONF 017

(1) Task A350-A-52-XX-P049-02017-300A-A (A350-A-52-XX-P049-02ZZZ-300Z-A) Test

Job Set-Up Information

Manpower/Resources/Skills

Man-hours	0.50 h
Minimum Number of person	1
Elapsed Time	0.50 h

Referenced Information

Manuals/Drawings	References/Sheets
MP	A350-A-52-12-73-A6ZZZ-720Z-A A350-A-52-13-73-A6ZZZ-720Z-A

Procedure

(a) Do the test procedure as specified after the installation of the actuator of PAX/ crew door (FIN 5012MP1, FIN 5012MP3 and FIN 5012MP4), refer to Ref. MP A350-A-52-12-73-A6ZZZ-720Z-A.

(b) Do the test procedure as specified after the installation of the actuator of PAX/ crew door (FIN 5013MP1 and FIN 5013MP2), refer to Ref. MP A350-A-52-13-73-A6ZZZ-720Z-A.

CONF 018

(1) Task A350-A-52-XX-P049-02018-300A-A (A350-A-52-XX-P049-02ZZZ-300Z-A) Test

Job Set-Up Information

Manpower/Resources/Skills

Man-hours	0.10 h
Minimum Number of person	1
Elapsed Time	0.10 h

Referenced Information

Manuals/Drawings	References/Sheets
MP	A350-A-52-12-73-A6ZZZ-720Z-A

Procedure

(a) Do the test procedure as specified after the installation of the actuator of PAX/ crew door (FIN 5012MP2), refer to Ref. MP A350-A-52-12-73-A6ZZZ-720Z-A.

CONF 019

(1) Task A350-A-52-XX-P049-02019-300A-A (A350-A-52-XX-P049-02ZZZ-300Z-A) Test

Job Set-Up Information

Manpower/Resources/Skills

Man-hours	0.70 h

Minimum Number of person	1
Elapsed Time	0.70 h

Referenced Information

Manuals/Drawings	References/Sheets
MP	A350-A-52-11-73-A6ZZZ-720Z-A A350-A-52-12-73-A6ZZZ-720Z-A A350-A-52-13-73-A6ZZZ-720Z-A

Procedure

(a) Do the test procedure as specified after the installation of the actuator of PAX/ crew door (FIN 5011MP1 and FIN 5011MP2), refer to Ref. MP A350-A-52-11-73-A6ZZZ-720Z-A.

(b) Do the test procedure as specified after the installation of the actuator of PAX/ crew door (FIN 5012MP1, FIN 5012MP2, FIN 5012MP3), refer to Ref. MP A350-A-52-12-73-A6ZZZ-720Z-A.

(c) Do the test procedure as specified after the installation of the actuator of PAX/ crew door (FIN 5013MP1 and FIN 5013MP2), refer to Ref. MP A350-A-52-13-73-A6ZZZ-720Z-A.

CONF 020

(1) Task A350-A-52-XX-P049-02020-300A-A (A350-A-52-XX-P049-02ZZZ-300Z-A) Test

Job Set-Up Information

Manpower/Resources/Skills

Man-hours	0.10 h
Minimum Number of person	1
Elapsed Time	0.10 h

Referenced Information

Manuals/Drawings	References/Sheets
MP	A350-A-52-12-73-A6ZZZ-720Z-A

Procedure

(a) Do the test procedure as specified after the installation of the actuator of PAX/ crew door (FIN 5012MP4), refer to Ref. MP A350-A-52-12-73-A6ZZZ-720Z-A.

CONF 021

(1) Task A350-A-52-XX-P049-02021-300A-A (A350-A-52-XX-P049-02ZZZ-300Z-A) Test

Job Set-Up Information

Manpower/Resources/Skills

Man-hours	0.40 h
Minimum Number of person	1
Elapsed Time	0.40 h

Referenced Information

Manuals/Drawings	References/Sheets
MP	A350-A-52-11-73-A6ZZZ-720Z-A A350-A-52-12-73-A6ZZZ-720Z-A

Procedure

(a) Do the test procedure as specified after the installation of the actuator of PAX/ crew door (FIN 5011MP2), refer to Ref. MP A350-A-52-11-73-A6ZZZ-720Z-A.

(b) Do the test procedure as specified after the installation of the actuator of PAX/ crew door (FIN 5012MP2, FIN 5012MP3 and FIN 5012MP4), refer to Ref. MP A350-A-52-12-73-A6ZZZ-720Z-A.

CONF 022

(1) Task A350-A-52-XX-P049-02022-300A-A (A350-A-52-XX-P049-02ZZZ-300Z-A) Test

Job Set-Up Information

Manpower/Resources/Skills

Man-hours	0.30 h
Minimum Number of person	1
Elapsed Time	0.30 h

Referenced Information

Manuals/Drawings	References/Sheets
MP	A350-A-52-12-73-A6ZZZ-720Z-A

Procedure

(a) Do the test procedure as specified after the installation of the actuator of PAX/ crew door (FIN 5012MP2, FIN 5012MP3 and FIN 5012MP4), refer to Ref. MP A350-A-52-12-73-A6ZZZ-720Z-A.

CONF 023

(1) Task A350-A-52-XX-P049-02023-300A-A (A350-A-52-XX-P049-02ZZZ-300Z-A) Test

Job Set-Up Information

Manpower/Resources/Skills

Man-hours	0.20 h
Minimum Number of person	1
Elapsed Time	0.20 h

Referenced Information

Manuals/Drawings	References/Sheets
MP	A350-A-52-12-73-A6ZZZ-720Z-A

Procedure

(a) Do the test procedure as specified after the installation of the actuator of PAX/ crew door (FIN 5012MP2 and FIN 5012MP4), refer to Ref. MP A350-A-52-12-73-A6ZZZ-720Z-A.

CONF 024

(1) Task A350-A-52-XX-P049-02024-300A-A (A350-A-52-XX-P049-02ZZZ-300Z-A) Test

Job Set-Up Information

Manpower/Resources/Skills

Man-hours	0.20 h
Minimum Number of person	1
Elapsed Time	0.20 h

Referenced Information

Manuals/Drawings	References/Sheets
MP	A350-A-52-11-73-A6ZZZ-720Z-A A350-A-52-12-73-A6ZZZ-720Z-A

Procedure

(a) Do the test procedure as specified after the installation of the actuator of PAX/ crew door (FIN 5011MP2), refer to Ref. MP A350-A-52-11-73-A6ZZZ-720Z-A.

(b) Do the test procedure as specified after the installation of the actuator of PAX/ crew door (FIN 5012MP2), refer to Ref. MP A350-A-52-12-73-A6ZZZ-720Z-A.

CONF ALL

F. CLOSE-UP

CONF 001 025

(1) Task A350-A-52-XX-P049-02001-740A-A (A350-A-52-XX-P049-02ZZZ-740Z-A) Close-up

Job Set-Up Information

Manpower/Resources/Skills

Man-hours	2.00 h
Minimum Number of person	1
Elapsed Time	2.00 h

Referenced Information

Manuals/Drawings	References/Sheets
MP	A350-A-52-11-73-A6ZZZ-720Z-A A350-A-52-12-73-A6ZZZ-720Z-A A350-A-52-13-73-A6ZZZ-720Z-A

Procedure

(a) Make sure that the work areas are clean and clear of tools and other items of equipment.

(b) Do the close-up procedure as specified in the installation of the actuator of PAX/ crew door (FIN 5013MP1 and FIN 5013MP2), refer to Ref. MP A350-A-52-13-73-A6ZZZ-720Z-A.

(c) Do the close-up procedure as specified in the installation of the actuator of PAX/ crew door (FIN 5012MP1, FIN 5012MP2, FIN 5012MP3 and FIN 5012MP4), refer to Ref. MP A350-A-52-12-73-A6ZZZ-720Z-A.

(d) Do the close-up procedure as specified in the installation of the actuator of PAX/ crew door (FIN 5011MP1 and FIN 5011MP2), refer to Ref. MP A350-A-52-11-73-A6ZZZ-720Z-A.

(e) Put the aircraft back to its initial configuration.

CONF 002 026

(1) Task A350-A-52-XX-P049-02002-740A-A (A350-A-52-XX-P049-02ZZZ-740Z-A) Close-up

Job Set-Up Information

Manpower/Resources/Skills

Man-hours	1.75 h
Minimum Number of person	1
Elapsed Time	1.75 h

Referenced Information

Manuals/Drawings	References/Sheets
MP	A350-A-52-11-73-A6ZZZ-720Z-A A350-A-52-12-73-A6ZZZ-720Z-A A350-A-52-13-73-A6ZZZ-720Z-A

Procedure

(a) Make sure that the work areas are clean and clear of tools and other items of equipment.

(b) Do the close-up procedure as specified in the installation of the actuator of PAX/ crew door (FIN 5013MP1 and FIN 5013MP2), refer to Ref. MP A350-A-52-13-73-A6ZZZ-720Z-A.

(c) Do the close-up procedure as specified in the installation of the actuator of PAX/ crew door (FIN 5012MP1, FIN 5012MP3 and FIN 5012MP4), refer to Ref. MP A350-A-52-12-73-A6ZZZ-720Z-A.

(d) Do the close-up procedure as specified in the installation of the actuator of PAX/ crew door (FIN 5011MP1 and FIN 5011MP2), refer to Ref. MP A350-A-52-11-73-A6ZZZ-720Z-A.

(e) Put the aircraft back to its initial configuration.

CONF 003

(1) Task A350-A-52-XX-P049-02003-740A-A (A350-A-52-XX-P049-02ZZZ-740Z-A) Close-up

Job Set-Up Information

Manpower/Resources/Skills

Man-hours	1.50 h
Minimum Number of person	1
Elapsed Time	1.50 h

Referenced Information

Manuals/Drawings	References/Sheets
MP	A350-A-52-11-73-A6ZZZ-720Z-A A350-A-52-12-73-A6ZZZ-720Z-A

Procedure

(a) Make sure that the work areas are clean and clear of tools and other items of equipment.

(b) Do the close-up procedure as specified in the installation of the actuator of PAX/ crew door (FIN 5012MP1, FIN 5012MP2, FIN 5012MP3 and FIN 5012MP4), refer to Ref. MP A350-A-52-12-73-A6ZZZ-720Z-A.

(c) Do the close-up procedure as specified in the installation of the actuator of PAX/ crew door (FIN 5011MP1 and FIN 5011MP2), refer to Ref. MP A350-A-52-11-73-A6ZZZ-720Z-A.

(d) Put the aircraft back to its initial configuration.

CONF 004

(1) Task A350-A-52-XX-P049-02004-740A-A (A350-A-52-XX-P049-02ZZZ-740Z-A) Close-up

Job Set-Up Information

Manpower/Resources/Skills

Man-hours	1.25 h
Minimum Number of person	1
Elapsed Time	1.25 h

Referenced Information

Manuals/Drawings	References/Sheets
MP	A350-A-52-12-73-A6ZZZ-720Z-A A350-A-52-13-73-A6ZZZ-720Z-A

Procedure

(a) Make sure that the work areas are clean and clear of tools and other items of equipment.

(b) Do the close-up procedure as specified in the installation of the actuator of PAX/ crew door (FIN 5013MP1 and FIN 5013MP2), refer to Ref. MP A350-A-52-13-73-A6ZZZ-720Z-A.

(c) Do the close-up procedure as specified in the installation of the actuator of PAX/ crew door (FIN 5012MP1, FIN 5012MP2, FIN 5012MP3), refer to Ref. MP A350-A-52-12-73-A6ZZZ-720Z-A.

(d) Put the aircraft back to its initial configuration.

CONF 005

(1) Task A350-A-52-XX-P049-02005-740A-A (A350-A-52-XX-P049-02ZZZ-740Z-A) Close-up

Job Set-Up Information

Manpower/Resources/Skills

Man-hours	1.75 h
Minimum Number of person	1

Elapsed Time	1.75 h

Referenced Information

Manuals/Drawings	References/Sheets
MP	A350-A-52-11-73-A6ZZZ-720Z-A A350-A-52-12-73-A6ZZZ-720Z-A A350-A-52-13-73-A6ZZZ-720Z-A

Procedure

(a) Make sure that the work areas are clean and clear of tools and other items of equipment.

(b) Do the close-up procedure as specified in the installation of the actuator of PAX/ crew door (FIN 5013MP1 and FIN 5013MP2), refer to Ref. MP A350-A-52-13-73-A6ZZZ-720Z-A.

(c) Do the close-up procedure as specified in the installation of the actuator of PAX/ crew door (FIN 5012MP1, FIN 5012MP2, FIN 5012MP3 and FIN 5012MP4), refer to Ref. MP A350-A-52-12-73-A6ZZZ-720Z-A.

(d) Do the close-up procedure as specified in the installation of the actuator of PAX/ crew door (FIN 5011MP1), refer to Ref. MP A350-A-52-11-73-A6ZZZ-720Z-A.

(e) Put the aircraft back to its initial configuration.

CONF 006

(1) Task A350-A-52-XX-P049-02006-740A-A (A350-A-52-XX-P049-02ZZZ-740Z-A) Close-up

Job Set-Up Information

Manpower/Resources/Skills

Man-hours	1.50 h
Minimum Number of person	1
Elapsed Time	1.50 h

Referenced Information

Manuals/Drawings	References/Sheets
MP	A350-A-52-11-73-A6ZZZ-720Z-A A350-A-52-12-73-A6ZZZ-720Z-A A350-A-52-13-73-A6ZZZ-720Z-A

Procedure

(a) Make sure that the work areas are clean and clear of tools and other items of equipment.

(b) Do the close-up procedure as specified in the installation of the actuator of PAX/ crew door (FIN 5013MP1 and FIN 5013MP2), refer to Ref. MP A350-A-52-13-73-A6ZZZ-720Z-A.

(c) Do the close-up procedure as specified in the installation of the actuator of PAX/ crew door (FIN 5012MP2, FIN 5012MP3 and FIN 5012MP4), refer to Ref. MP A350-A-52-12-73-A6ZZZ-720Z-A.

(d) Do the close-up procedure as specified in the installation of the actuator of PAX/ crew door (FIN 5011MP2), refer to Ref. MP A350-A-52-11-73-A6ZZZ-720Z-A.

(e) Put the aircraft back to its initial configuration.

CONF 007

(1) Task A350-A-52-XX-P049-02007-740A-A (A350-A-52-XX-P049-02ZZZ-740Z-A) Close-up

Job Set-Up Information

Manpower/Resources/Skills

Man-hours	1.50 h
Minimum Number of person	1
Elapsed Time	1.50 h

Referenced Information

Manuals/Drawings	References/Sheets
MP	A350-A-52-11-73-A6ZZZ-720Z-A A350-A-52-12-73-A6ZZZ-720Z-A A350-A-52-13-73-A6ZZZ-720Z-A

Procedure

(a) Make sure that the work areas are clean and clear of tools and other items of equipment.

(b) Do the close-up procedure as specified in the installation of the actuator of PAX/ crew door (FIN 5013MP1), refer to Ref. MP A350-A-52-13-73-A6ZZZ-720Z-A.

(c) Do the close-up procedure as specified in the installation of the actuator of PAX/ crew door (FIN 5012MP1, FIN 5012MP2, FIN 5012MP3 and FIN 5012MP4), refer to Ref. MP A350-A-52-12-73-A6ZZZ-720Z-A.

(d) Do the close-up procedure as specified in the installation of the actuator of PAX/ crew door (FIN 5011MP1), refer to Ref. MP A350-A-52-11-73-A6ZZZ-720Z-A.

(e) Put the aircraft back to its initial configuration.

CONF 008

(1) Task A350-A-52-XX-P049-02008-740A-A (A350-A-52-XX-P049-02ZZZ-740Z-A) Close-up

Job Set-Up Information

Manpower/Resources/Skills

Man-hours	1.75 h
Minimum Number of person	1
Elapsed Time	1.75 h

Referenced Information

Manuals/Drawings	References/Sheets
MP	A350-A-52-11-73-A6ZZZ-720Z-A A350-A-52-12-73-A6ZZZ-720Z-A A350-A-52-13-73-A6ZZZ-720Z-A

Procedure

(a) Make sure that the work areas are clean and clear of tools and other items of equipment.

(b) Do the close-up procedure as specified in the installation of the actuator of PAX/ crew door (FIN 5013MP1 and FIN 5013MP2), refer to Ref. MP A350-A-52-13-73-A6ZZZ-720Z-A.

(c) Do the close-up procedure as specified in the installation of the actuator of PAX/ crew door (FIN 5012MP1, FIN 5012MP2, FIN 5012MP3 and FIN 5012MP4), refer to Ref. MP A350-A-52-12-73-A6ZZZ-720Z-A.

(d) Do the close-up procedure as specified in the installation of the actuator of PAX/ crew door (FIN 5011MP2), refer to Ref. MP A350-A-52-11-73-A6ZZZ-720Z-A.

(e) Put the aircraft back to its initial configuration.

CONF 009

(1) Task A350-A-52-XX-P049-02009-740A-A (A350-A-52-XX-P049-02ZZZ-740Z-A) Close-up

Job Set-Up Information

Manpower/Resources/Skills

Man-hours	0.50 h
Minimum Number of person	1
Elapsed Time	0.50 h

Referenced Information

Manuals/Drawings	References/Sheets
MP	A350-A-52-13-73-A6ZZZ-720Z-A

Procedure

(a) Make sure that the work areas are clean and clear of tools and other items of equipment.

(b) Do the close-up procedure as specified in the installation of the actuator of PAX/ crew door (FIN 5013MP1 and FIN 5013MP2), refer to Ref. MP A350-A-52-13-73-A6ZZZ-720Z-A.

(c) Put the aircraft back to its initial configuration.

CONF 010

(1) Task A350-A-52-XX-P049-02010-740A-A (A350-A-52-XX-P049-02ZZZ-740Z-A) Close-up

Job Set-Up Information

Manpower/Resources/Skills

Man-hours	1.50 h
Minimum Number of person	1
Elapsed Time	1.50 h

Referenced Information

Manuals/Drawings	References/Sheets
MP	A350-A-52-11-73-A6ZZZ-720Z-A A350-A-52-12-73-A6ZZZ-720Z-A A350-A-52-13-73-A6ZZZ-720Z-A

Procedure

(a) Make sure that the work areas are clean and clear of tools and other items of equipment.

(b) Do the close-up procedure as specified in the installation of the actuator of PAX/ crew door (FIN 5013MP1 and FIN 5013MP2), refer to Ref. MP A350-A-52-13-73-A6ZZZ-720Z-A.

(c) Do the close-up procedure as specified in the installation of the actuator of PAX/ crew door (FIN 5012MP2 and FIN 5012MP4), refer to Ref. MP A350-A-52-12-73-A6ZZZ-720Z-A.

(d) Do the close-up procedure as specified in the installation of the actuator of PAX/ crew door (FIN 5011MP1 and FIN 5011MP2), refer to Ref. MP A350-A-52-11-73-A6ZZZ-720Z-A.

(e) Put the aircraft back to its initial configuration.

CONF 011

(1) Task A350-A-52-XX-P049-02011-740A-A (A350-A-52-XX-P049-02ZZZ-740Z-A) Close-up

Job Set-Up Information

Manpower/Resources/Skills

Man-hours	1.75 h
Minimum Number of person	1
Elapsed Time	1.75 h

Referenced Information

Manuals/Drawings	References/Sheets
MP	A350-A-52-11-73-A6ZZZ-720Z-A A350-A-52-12-73-A6ZZZ-720Z-A A350-A-52-13-73-A6ZZZ-720Z-A

Procedure

(a) Make sure that the work areas are clean and clear of tools and other items of equipment.

(b) Do the close-up procedure as specified in the installation of the actuator of PAX/ crew door (FIN 5013MP2), refer to Ref. MP A350-A-52-13-73-A6ZZZ-720Z-A.

(c) Do the close-up procedure as specified in the installation of the actuator of PAX/ crew door (FIN 5012MP1, FIN 5012MP2, FIN 5012MP3 and FIN 5012MP4), refer to Ref. MP A350-A-52-12-73-A6ZZZ-720Z-A.

(d) Do the close-up procedure as specified in the installation of the actuator of PAX/ crew door (FIN 5011MP1 and FIN 5011MP2), refer to Ref. MP A350-A-52-11-73-A6ZZZ-720Z-A.

(e) Put the aircraft back to its initial configuration.

CONF 012

(1) Task A350-A-52-XX-P049-02012-740A-A (A350-A-52-XX-P049-02ZZZ-740Z-A) Close-up

Job Set-Up Information

Manpower/Resources/Skills

Man-hours	1.75 h
Minimum Number of person	1

Elapsed Time	1.75 h

Referenced Information

Manuals/Drawings	References/Sheets
MP	A350-A-52-11-73-A6ZZZ-720Z-A A350-A-52-12-73-A6ZZZ-720Z-A A350-A-52-13-73-A6ZZZ-720Z-A

Procedure

(a) Make sure that the work areas are clean and clear of tools and other items of equipment.

(b) Do the close-up procedure as specified in the installation of the actuator of PAX/ crew door (FIN 5013MP1 and FIN 5013MP2), refer to Ref. MP A350-A-52-13-73-A6ZZZ-720Z-A.

(c) Do the close-up procedure as specified in the installation of the actuator of PAX/ crew door (FIN 5012MP1, FIN 5012MP2 and FIN 5012MP4), refer to Ref. MP A350-A-52-12-73-A6ZZZ-720Z-A.

(d) Do the close-up procedure as specified in the installation of the actuator of PAX/ crew door (FIN 5011MP1 and FIN 5011MP2), refer to Ref. MP A350-A-52-11-73-A6ZZZ-720Z-A.

(e) Put the aircraft back to its initial configuration.

CONF 013

(1) Task A350-A-52-XX-P049-02013-740A-A (A350-A-52-XX-P049-02ZZZ-740Z-A) Close-up

Job Set-Up Information

Manpower/Resources/Skills

Man-hours	1.75 h
Minimum Number of person	1
Elapsed Time	1.75 h

Referenced Information

Manuals/Drawings	References/Sheets
MP	A350-A-52-11-73-A6ZZZ-720Z-A A350-A-52-12-73-A6ZZZ-720Z-A A350-A-52-13-73-A6ZZZ-720Z-A

Procedure

(a) Make sure that the work areas are clean and clear of tools and other items of equipment.

(b) Do the close-up procedure as specified in the installation of the actuator of PAX/ crew door (FIN 5013MP1), refer to Ref. MP A350-A-52-13-73-A6ZZZ-720Z-A.

(c) Do the close-up procedure as specified in the installation of the actuator of PAX/ crew door (FIN 5012MP1, FIN 5012MP2, FIN 5012MP3 and FIN 5012MP4), refer to Ref. MP A350-A-52-12-73-A6ZZZ-720Z-A.

(d) Do the close-up procedure as specified in the installation of the actuator of PAX/ crew door (FIN 5011MP1 and FIN 5011MP2), refer to Ref. MP A350-A-52-11-73-A6ZZZ-720Z-A.

(e) Put the aircraft back to its initial configuration.

CONF 014

(1) Task A350-A-52-XX-P049-02014-740A-A (A350-A-52-XX-P049-02ZZZ-740Z-A) Close-up

Job Set-Up Information

Manpower/Resources/Skills

Man-hours	1.00 h
Minimum Number of person	1
Elapsed Time	1.00 h

Referenced Information

Manuals/Drawings	References/Sheets
MP	A350-A-52-11-73-A6ZZZ-720Z-A A350-A-52-12-73-A6ZZZ-720Z-A

Procedure

(a) Make sure that the work areas are clean and clear of tools and other items of equipment.

(b) Do the close-up procedure as specified in the installation of the actuator of PAX/ crew door (FIN 5012MP3 and FIN 5012MP4), refer to Ref. MP A350-A-52-12-73-A6ZZZ-720Z-A.

(c) Do the close-up procedure as specified in the installation of the actuator of PAX/ crew door (FIN 5011MP1 and FIN 5011MP2), refer to Ref. MP A350-A-52-11-73-A6ZZZ-720Z-A.

(d) Put the aircraft back to its initial configuration.

CONF 015

(1) Task A350-A-52-XX-P049-02015-740A-A (A350-A-52-XX-P049-02ZZZ-740Z-A) Close-up

Job Set-Up Information

Manpower/Resources/Skills

Man-hours	0.50 h
Minimum Number of person	1
Elapsed Time	0.50 h

Referenced Information

Manuals/Drawings	References/Sheets
MP	A350-A-52-12-73-A6ZZZ-720Z-A

Procedure

(a) Make sure that the work areas are clean and clear of tools and other items of equipment.

(b) Do the close-up procedure as specified in the installation of the actuator of PAX/ crew door (FIN 5012MP2 and FIN 5012MP3), refer to Ref. MP A350-A-52-12-73-A6ZZZ-720Z-A.

(c) Put the aircraft back to its initial configuration.

CONF 016

(1) Task A350-A-52-XX-P049-02016-740A-A (A350-A-52-XX-P049-02ZZZ-740Z-A) Close-up

Job Set-Up Information

Manpower/Resources/Skills

Man-hours	0.75 h
Minimum Number of person	1
Elapsed Time	0.75 h

Referenced Information

Manuals/Drawings	References/Sheets
MP	A350-A-52-12-73-A6ZZZ-720Z-A A350-A-52-13-73-A6ZZZ-720Z-A

Procedure

(a) Make sure that the work areas are clean and clear of tools and other items of equipment.

(b) Do the close-up procedure as specified in the installation of the actuator of PAX/ crew door (FIN 5013MP1), refer to Ref. MP A350-A-52-13-73-A6ZZZ-720Z-A.

(c) Do the close-up procedure as specified in the installation of the actuator of PAX/ crew door (FIN 5012MP2 and FIN 5012MP3), refer to Ref. MP A350-A-52-12-73-A6ZZZ-720Z-A.

(d) Put the aircraft back to its initial configuration.

CONF 017

(1) Task A350-A-52-XX-P049-02017-740A-A (A350-A-52-XX-P049-02ZZZ-740Z-A) Close-up

Job Set-Up Information

Manpower/Resources/Skills

Man-hours	1.25 h
Minimum Number of person	1
Elapsed Time	1.25 h

Referenced Information

Manuals/Drawings	References/Sheets
MP	A350-A-52-12-73-A6ZZZ-720Z-A A350-A-52-13-73-A6ZZZ-720Z-A

Procedure

(a) Make sure that the work areas are clean and clear of tools and other items of equipment.

(b) Do the close-up procedure as specified in the installation of the actuator of PAX/ crew door (FIN 5013MP1 and FIN 5013MP2), refer to Ref. MP A350-A-52-13-73-A6ZZZ-720Z-A.

(c) Do the close-up procedure as specified in the installation of the actuator of PAX/ crew door (FIN 5012MP1, FIN 5012MP3 and FIN 5012MP4), refer to Ref. MP A350-A-52-12-73-A6ZZZ-720Z-A.

(d) Put the aircraft back to its initial configuration.

CONF 018

(1) Task A350-A-52-XX-P049-02018-740A-A (A350-A-52-XX-P049-02ZZZ-740Z-A) Close-up

Job Set-Up Information

Manpower/Resources/Skills

Man-hours	0.25 h
Minimum Number of person	1
Elapsed Time	0.25 h

Referenced Information

Manuals/Drawings	References/Sheets
MP	A350-A-52-12-73-A6ZZZ-720Z-A

Procedure

(a) Make sure that the work areas are clean and clear of tools and other items of equipment.

(b) Do the close-up procedure as specified in the installation of the actuator of PAX/ crew door (FIN 5012MP2), refer to Ref. MP A350-A-52-12-73-A6ZZZ-720Z-A.

(c) Put the aircraft back to its initial configuration.

CONF 019

(1) Task A350-A-52-XX-P049-02019-740A-A (A350-A-52-XX-P049-02ZZZ-740Z-A) Close-up

Job Set-Up Information

Manpower/Resources/Skills

Man-hours	1.75 h
Minimum Number of person	1
Elapsed Time	1.75 h

Referenced Information

Manuals/Drawings	References/Sheets
MP	A350-A-52-11-73-A6ZZZ-720Z-A A350-A-52-12-73-A6ZZZ-720Z-A A350-A-52-13-73-A6ZZZ-720Z-A

Procedure

(a) Make sure that the work areas are clean and clear of tools and other items of equipment.

(b) Do the close-up procedure as specified in the installation of the actuator of PAX/ crew door (FIN 5013MP1 and FIN 5013MP2), refer to Ref. MP A350-A-52-13-73-A6ZZZ-720Z-A.

(c) Do the close-up procedure as specified in the installation of the actuator of PAX/ crew door (FIN 5012MP1, FIN 5012MP2, FIN 5012MP3), refer to Ref. MP A350-A-52-12-73-A6ZZZ-720Z-A.

(d) Do the close-up procedure as specified in the installation of the actuator of PAX/ crew door (FIN 5011MP1 and FIN 5011MP2), refer to Ref. MP A350-A-52-11-73-A6ZZZ-720Z-A.

(e) Put the aircraft back to its initial configuration.

CONF 020

(1) Task A350-A-52-XX-P049-02020-740A-A (A350-A-52-XX-P049-02ZZZ-740Z-A) Close-up

Job Set-Up Information

Manpower/Resources/Skills

Man-hours	0.25 h
Minimum Number of person	1
Elapsed Time	0.25 h

Referenced Information

Manuals/Drawings	References/Sheets
MP	A350-A-52-12-73-A6ZZZ-720Z-A

Procedure

(a) Make sure that the work areas are clean and clear of tools and other items of equipment.

(b) Do the close-up procedure as specified in the installation of the actuator of PAX/ crew door (FIN 5012MP4), refer to Ref. MP A350-A-52-12-73-A6ZZZ-720Z-A.

(c) Put the aircraft back to its initial configuration.

CONF 021

(1) Task A350-A-52-XX-P049-02021-740A-A (A350-A-52-XX-P049-02ZZZ-740Z-A) Close-up

Job Set-Up Information

Manpower/Resources/Skills

Man-hours	1.00 h
Minimum Number of person	1
Elapsed Time	1.00 h

Referenced Information

Manuals/Drawings	References/Sheets
MP	A350-A-52-11-73-A6ZZZ-720Z-A A350-A-52-12-73-A6ZZZ-720Z-A

Procedure

(a) Make sure that the work areas are clean and clear of tools and other items of equipment.

(b) Do the close-up procedure as specified in the installation of the actuator of PAX/ crew door (FIN 5012MP2, FIN 5012MP3 and FIN 5012MP4), refer to Ref. MP A350-A-52-12-73-A6ZZZ-720Z-A.

(c) Do the close-up procedure as specified in the installation of the actuator of PAX/ crew door (FIN 5011MP2), refer to Ref. MP A350-A-52-11-73-A6ZZZ-720Z-A.

(d) Put the aircraft back to its initial configuration.

CONF 022

(1) Task A350-A-52-XX-P049-02022-740A-A (A350-A-52-XX-P049-02ZZZ-740Z-A) Close-up

Job Set-Up Information

Manpower/Resources/Skills

Man-hours	0.75 h
Minimum Number of person	1
Elapsed Time	0.75 h

Referenced Information

Manuals/Drawings	References/Sheets
MP	A350-A-52-12-73-A6ZZZ-720Z-A

Procedure

(a) Make sure that the work areas are clean and clear of tools and other items of equipment.

(b) Do the close-up procedure as specified in the installation of the actuator of PAX/ crew door (FIN 5012MP2, FIN 5012MP3 and FIN 5012MP4), refer to Ref. MP A350-A-52-12-73-A6ZZZ-720Z-A.

(c) Put the aircraft back to its initial configuration.

CONF 023

(1) Task A350-A-52-XX-P049-02023-740A-A (A350-A-52-XX-P049-02ZZZ-740Z-A) Close-up

Job Set-Up Information

Manpower/Resources/Skills

Man-hours	0.50 h
Minimum Number of person	1
Elapsed Time	0.50 h

Referenced Information

Manuals/Drawings	References/Sheets
MP	A350-A-52-12-73-A6ZZZ-720Z-A

Procedure

(a) Make sure that the work areas are clean and clear of tools and other items of equipment.

(b) Do the close-up procedure as specified in the installation of the actuator of PAX/ crew door (FIN 5012MP2 and FIN 5012MP4), refer to Ref. MP A350-A-52-12-73-A6ZZZ-720Z-A.

(c) Put the aircraft back to its initial configuration.

CONF 024

(1) Task A350-A-52-XX-P049-02024-740A-A (A350-A-52-XX-P049-02ZZZ-740Z-A) Close-up

Job Set-Up Information

Manpower/Resources/Skills

Man-hours	0.50 h
Minimum Number of person	1
Elapsed Time	0.50 h

Referenced Information

Manuals/Drawings	References/Sheets
MP	A350-A-52-11-73-A6ZZZ-720Z-A A350-A-52-12-73-A6ZZZ-720Z-A

Procedure

(a) Make sure that the work areas are clean and clear of tools and other items of equipment.

(b) Do the close-up procedure as specified in the installation of the actuator of PAX/ crew door (FIN 5012MP2), refer to Ref. MP A350-A-52-12-73-A6ZZZ-720Z-A.

(c) Do the close-up procedure as specified in the installation of the actuator of PAX/ crew door (FIN 5011MP2), refer to Ref. MP A350-A-52-11-73-A6ZZZ-720Z-A.

(d) Put the aircraft back to its initial configuration.

CONF ALL

G. ADMINISTRATIVE

(1) Task A350-A-52-XX-P049-02001-90AA-A (A350-A-52-XX-P049-02ZZZ-90AZ-A) Administrative

Procedure

Confirm in the applicable aircraft records that you have completed all the work defined in this Service Bulletin task set as required.

APPENDIX

A. MANPOWER GANTT CHART

Manpower Gantt Chart

For an explanation of the man-hours and elapsed time, refer to the next page(s).

CONF 015

ELAPSED TIME ASSUMPTION SERVICE BULLETIN No A350-52-P049 01 02

STEPS	MH	PER	ET/S
GET ACCESS	0.50	1	0.50
REMOVE AND RETAIN THE ACTUATOR OF PAX/CREW DOOR 2, RH SIDE	0.25	1	0.25
REMOVE AND RETAIN THE ACTUATOR OF PAX/CREW DOOR 3, LH SIDE	0.25	1	0.25
MODIFY THE ACTUATORS OF PAX/CREW DOORS IN ACCORDANCE WITH VSB			REFER TO VENDOR SERVICE BULLETIN
INSTALL THE ACTUATOR OF PAX/CREW DOOR 2, RH SIDE	0.25	1	0.25
INSTALL THE ACTUATOR OF PAX/CREW DOOR 3, LH SIDE	0.25	1	0.25
RE-IDENTIFY THE PAX/CREW DOOR 2, RH SIDE	0.25	1	0.25
RE-IDENTIFY THE PAX/CREW DOOR 3, LH SIDE	0.25	1	0.25
TEST	0.20	1	0.20
CLOSE-UP	0.50	1	0.50
TOTAL MANHOURS	2.70		
SB ELAPSED TIME	1.95		

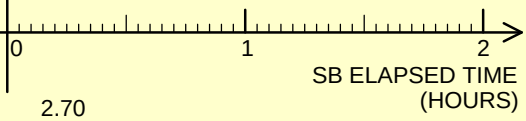

NOTE:

01 THIS CHART IS ONLY A PROPOSAL.
OPERATORS MAY DETERMINE THAT ANOTHER WAY TO DO THE WORK IS MORE SUITABLE FOR THEM.

02 IF A VSB IS INVOLVED, THE ASSOCIATED MANHOURS ARE NOT REFLECTED IN THIS GANTT CHART.

MH : MANHOURS
PER: NUMBER OF PERSONS
ET/S: ELAPSED TIME PER STEP

ICN-A350-A-52XXP049-A-FAPE3-05PLF-A-001-01

Figure ICN-A350-A-52XXP049-A-FAPE3-05PLF-A-001-01 SHEET 1/1

CONF 016

ELAPSED TIME ASSUMPTION SERVICE BULLETIN No A350-52-P049 01 02

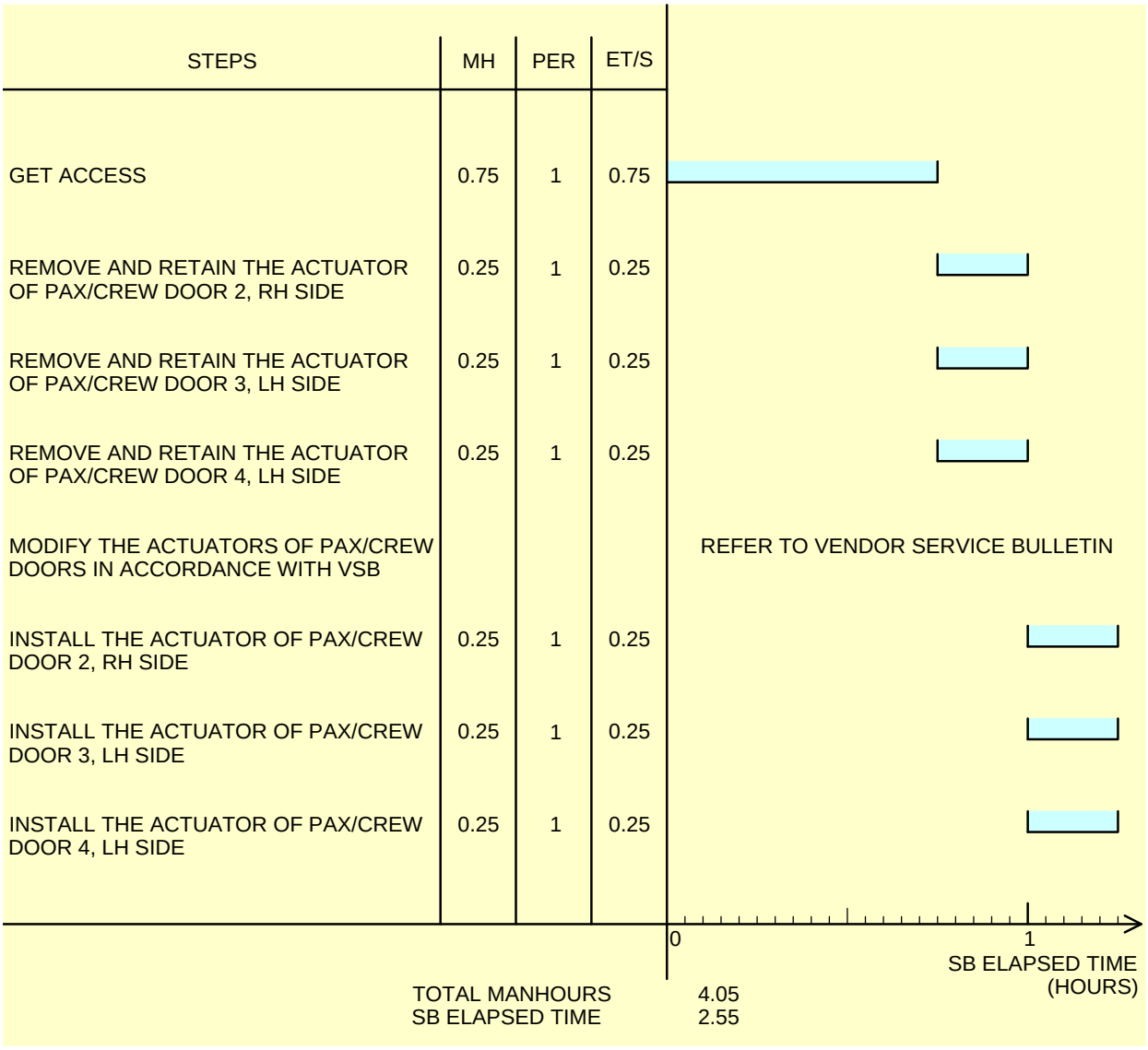

NOTE:

GANTT CHART CONTINUES ON SHEET 02.

01 THIS CHART IS ONLY A PROPOSAL.
OPERATORS MAY DETERMINE THAT ANOTHER WAY TO DO THE WORK IS MORE SUITABLE FOR THEM.

02 IF A VSB IS INVOLVED, THE ASSOCIATED MANHOURS ARE NOT REFLECTED IN THIS GANTT CHART.

MH : MANHOURS
PER: NUMBER OF PERSONS
ET/S: ELAPSED TIME PER STEP

ICN-A350-A-52XXP049-A-FAPE3-05PL8-A-001-01

Figure ICN-A350-A-52XXP049-A-FAPE3-05PL8-A-001-01 SHEET 1/2

CONF 016

ELAPSED TIME ASSUMPTION SERVICE BULLETIN No A350-52-P049 01 02

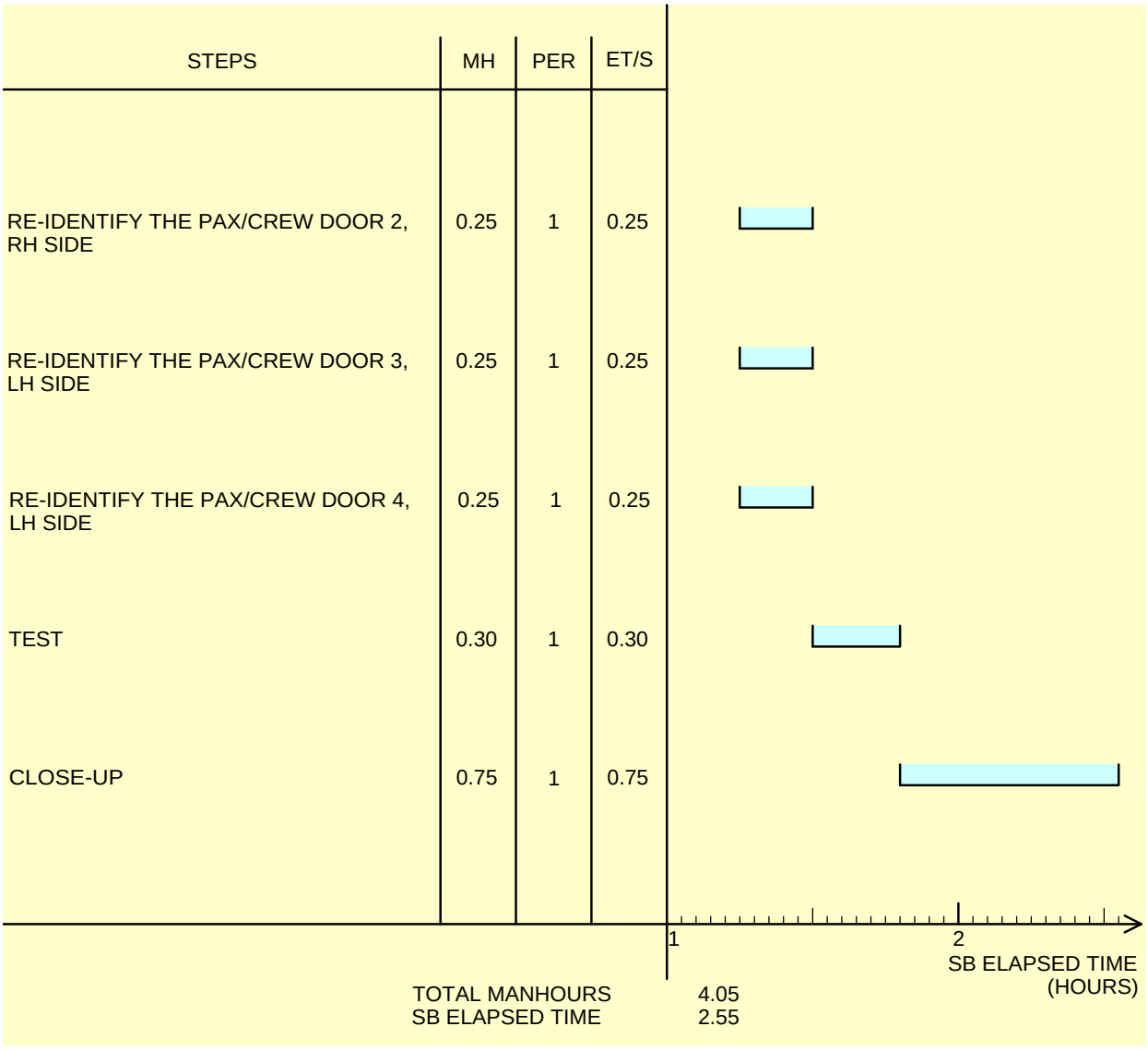

NOTE:

01 THIS CHART IS ONLY A PROPOSAL.
OPERATORS MAY DETERMINE THAT ANOTHER WAY TO DO THE WORK IS MORE SUITABLE FOR THEM.

02 IF A VSB IS INVOLVED, THE ASSOCIATED MANHOURS ARE NOT REFLECTED IN THIS GANTT CHART.

MH : MANHOURS
PER: NUMBER OF PERSONS
ET/S: ELAPSED TIME PER STEP

ICN-A350-A-52XXP049-A-FAPE3-05SWJ-A-001-01

Figure ICN-A350-A-52XXP049-A-FAPE3-05SWJ-A-001-01 SHEET 2/2

CONF 017

ELAPSED TIME ASSUMPTION SERVICE BULLETIN No A350-52-P049 01 02

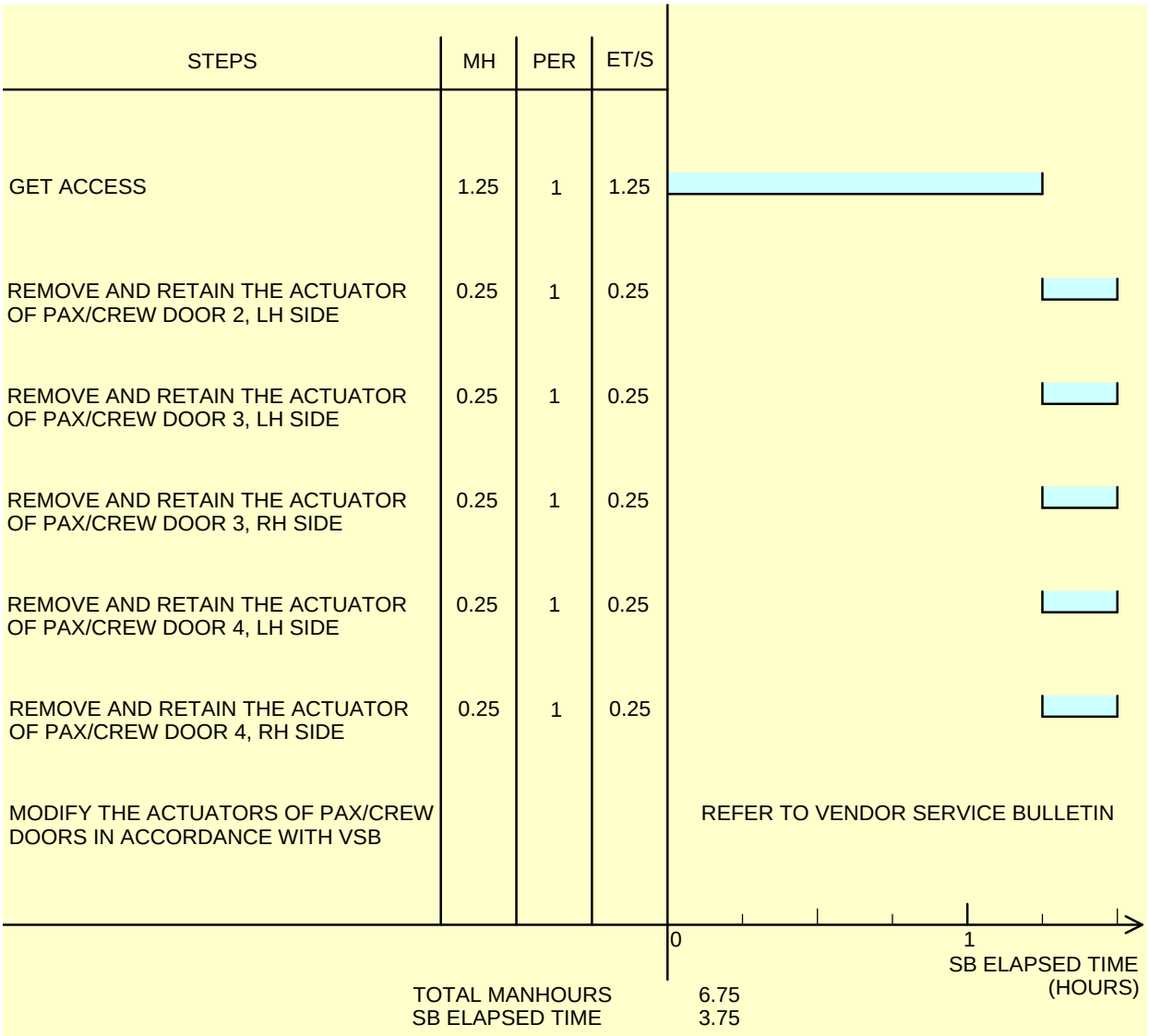

NOTE:

GANTT CHART CONTINUES ON SHEET 02.

01 THIS CHART IS ONLY A PROPOSAL.
OPERATORS MAY DETERMINE THAT ANOTHER WAY TO DO THE WORK IS MORE SUITABLE FOR THEM.

02 IF A VSB IS INVOLVED, THE ASSOCIATED MANHOURS ARE NOT REFLECTED IN THIS GANTT CHART.

MH : MANHOURS
PER: NUMBER OF PERSONS
ET/S: ELAPSED TIME PER STEP

ICN-A350-A-52XXP049-A-FAPE3-05PLG-A-001-01

Figure ICN-A350-A-52XXP049-A-FAPE3-05PLG-A-001-01 SHEET 1/3

CONF 017

ELAPSED TIME ASSUMPTION SERVICE BULLETIN No A350-52-P049 01 02

STEPS	MH	PER	ET/S
INSTALL THE ACTUATOR OF PAX/CREW DOOR 2, LH SIDE	0.25	1	0.25
INSTALL THE ACTUATOR OF PAX/CREW DOOR 3, LH SIDE	0.25	1	0.25
INSTALL THE ACTUATOR OF PAX/CREW DOOR 3, RH SIDE	0.25	1	0.25
INSTALL THE ACTUATOR OF PAX/CREW DOOR 4, LH SIDE	0.25	1	0.25
INSTALL THE ACTUATOR OF PAX/CREW DOOR 4, RH SIDE	0.25	1	0.25

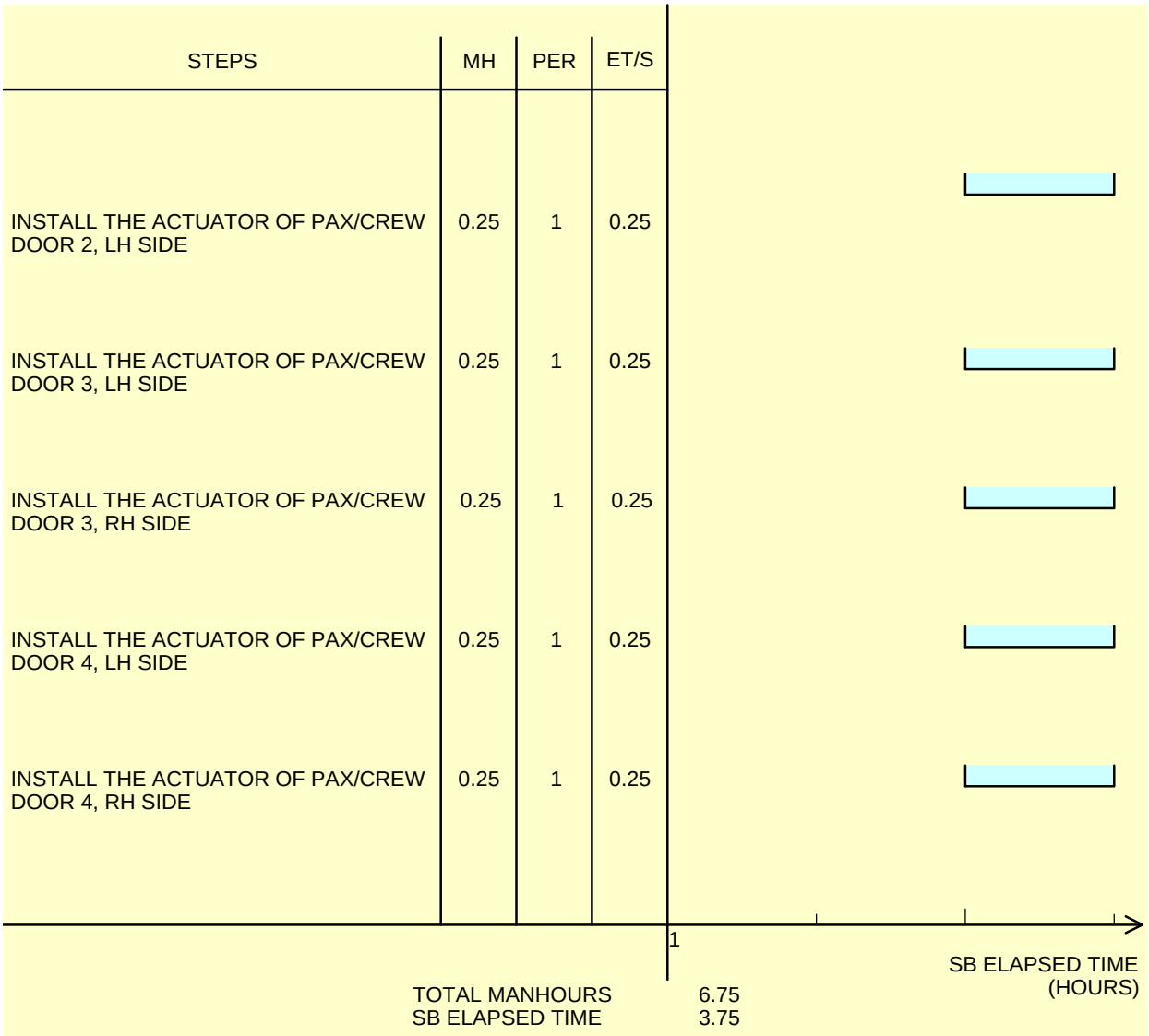

TOTAL MANHOURS 6.75
SB ELAPSED TIME 3.75

NOTE:

GANTT CHART CONTINUES ON SHEET 03.

01 THIS CHART IS ONLY A PROPOSAL.
OPERATORS MAY DETERMINE THAT ANOTHER WAY TO DO THE WORK IS MORE SUITABLE FOR THEM.

02 IF A VSB IS INVOLVED, THE ASSOCIATED MANHOURS ARE NOT REFLECTED IN THIS GANTT CHART.

MH : MANHOURS
PER: NUMBER OF PERSONS
ET/S: ELAPSED TIME PER STEP

ICN-A350-A-52XXP049-A-FAPE3-05PLH-A-001-01

Figure ICN-A350-A-52XXP049-A-FAPE3-05PLH-A-001-01 SHEET 2/3

CONF 017

ELAPSED TIME ASSUMPTION SERVICE BULLETIN No A350-52-P049 01 02

STEPS	MH	PER	ET/S
RE-IDENTIFY THE PAX/CREW DOOR 2, LH SIDE	0.25	1	0.25
RE-IDENTIFY THE PAX/CREW DOOR 3, LH SIDE	0.25	1	0.25
RE-IDENTIFY THE PAX/CREW DOOR 3, RH SIDE	0.25	1	0.25
RE-IDENTIFY THE PAX/CREW DOOR 4, LH SIDE	0.25	1	0.25
RE-IDENTIFY THE PAX/CREW DOOR 4, RH SIDE	0.25	1	0.25
TEST	0.50	1	0.50
CLOSE-UP	1.25	1	1.25

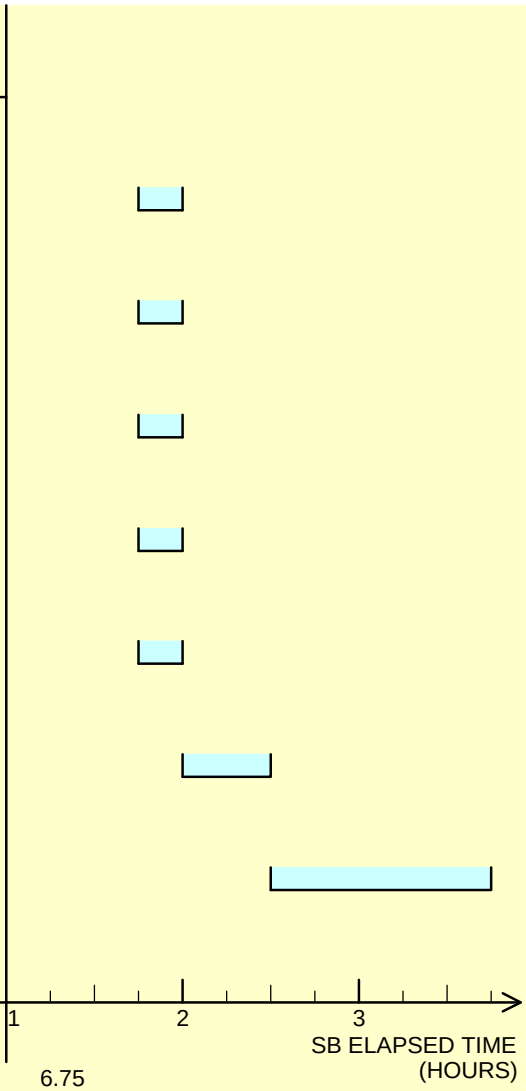

TOTAL MANHOURS 6.75
SB ELAPSED TIME 3.75

NOTE:

01 THIS CHART IS ONLY A PROPOSAL.
OPERATORS MAY DETERMINE THAT ANOTHER WAY
TO DO THE WORK IS MORE SUITABLE FOR THEM.

02 IF A VSB IS INVOLVED, THE ASSOCIATED MANHOURS
ARE NOT REFLECTED IN THIS GANTT CHART.

MH : MANHOURS
PER: NUMBER OF PERSONS
ET/S: ELAPSED TIME PER STEP

ICN-A350-A-52XXP049-A-FAPE3-05SWN-A-001-01

Figure ICN-A350-A-52XXP049-A-FAPE3-05SWN-A-001-01 SHEET 3/3

CONF 019

ELAPSED TIME ASSUMPTION SERVICE BULLETIN No A350-52-P049 01 02

STEPS	MH	PER	ET/S
GET ACCESS	1.75	1	1.75
REMOVE AND RETAIN THE ACTUATOR OF PAX/CREW DOOR 1, LH SIDE	0.25	1	0.25
REMOVE AND RETAIN THE ACTUATOR OF PAX/CREW DOOR 1, RH SIDE	0.25	1	0.25
REMOVE AND RETAIN THE ACTUATOR OF PAX/CREW DOOR 2, LH SIDE	0.25	1	0.25
REMOVE AND RETAIN THE ACTUATOR OF PAX/CREW DOOR 2, RH SIDE	0.25	1	0.25
REMOVE AND RETAIN THE ACTUATOR OF PAX/CREW DOOR 3, LH SIDE	0.25	1	0.25
REMOVE AND RETAIN THE ACTUATOR OF PAX/CREW DOOR 4, LH SIDE	0.25	1	0.25
REMOVE AND RETAIN THE ACTUATOR OF PAX/CREW DOOR 4, RH SIDE	0.25	1	0.25
MODIFY THE ACTUATORS OF PAX/CREW DOORS IN ACCORDANCE WITH VSB			REFER TO VENDOR SERVICE BULLETIN

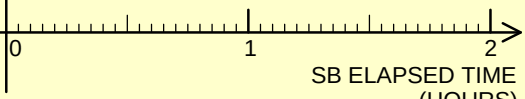

TOTAL MANHOURS	9.45
SB ELAPSED TIME	4.95

NOTE:

GANTT CHART CONTINUES ON SHEET 02.

01 THIS CHART IS ONLY A PROPOSAL.
OPERATORS MAY DETERMINE THAT ANOTHER WAY TO DO THE WORK IS MORE SUITABLE FOR THEM.

02 IF A VSB IS INVOLVED, THE ASSOCIATED MANHOURS ARE NOT REFLECTED IN THIS GANTT CHART.

MH : MANHOURS
PER: NUMBER OF PERSONS
ET/S: ELAPSED TIME PER STEP

ICN-A350-A-52XXP049-A-FAPE3-05PL6-A-001-01

Figure ICN-A350-A-52XXP049-A-FAPE3-05PL6-A-001-01 SHEET 1/3

CONF 019

ELAPSED TIME ASSUMPTION SERVICE BULLETIN No A350-52-P049 01 02

STEPS	MH	PER	ET/S
INSTALL THE ACTUATOR OF PAX/CREW DOOR 1, LH SIDE	0.25	1	0.25
INSTALL THE ACTUATOR OF PAX/CREW DOOR 1, RH SIDE	0.25	1	0.25
INSTALL THE ACTUATOR OF PAX/CREW DOOR 2, LH SIDE	0.25	1	0.25
INSTALL THE ACTUATOR OF PAX/CREW DOOR 2, RH SIDE	0.25	1	0.25
INSTALL THE ACTUATOR OF PAX/CREW DOOR 3, LH SIDE	0.25	1	0.25
INSTALL THE ACTUATOR OF PAX/CREW DOOR 4, LH SIDE	0.25	1	0.25
INSTALL THE ACTUATOR OF PAX/CREW DOOR 4, RH SIDE	0.25	1	0.25
RE-IDENTIFY THE PAX/CREW DOOR 1, LH SIDE	0.25	1	0.25
RE-IDENTIFY THE PAX/CREW DOOR 1, RH SIDE	0.25	1	0.25

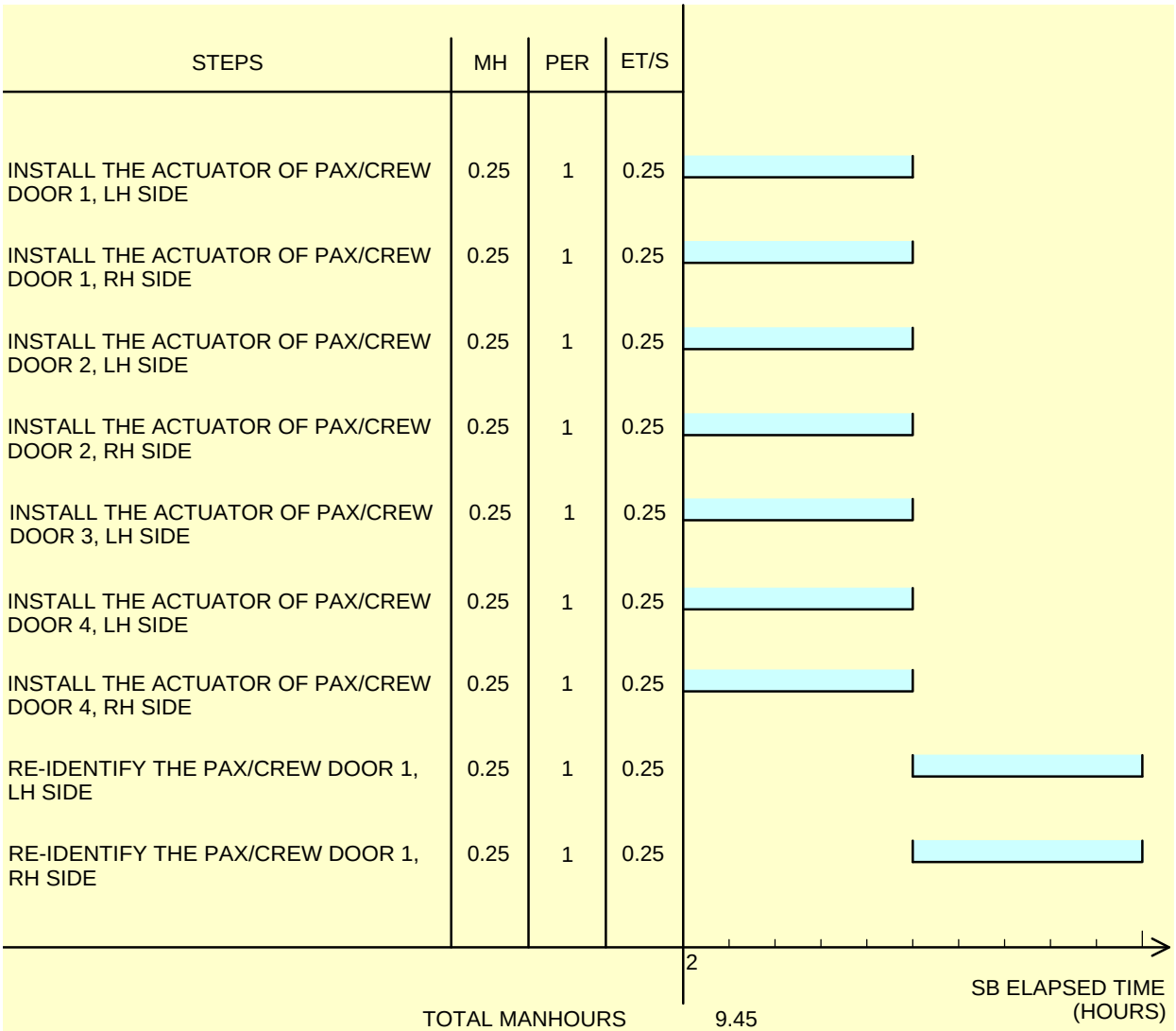

TOTAL MANHOURS 9.45
SB ELAPSED TIME 4.95

NOTE:

GANTT CHART CONTINUES ON SHEET 03.

01 THIS CHART IS ONLY A PROPOSAL.
OPERATORS MAY DETERMINE THAT ANOTHER WAY TO DO THE WORK IS MORE SUITABLE FOR THEM.

02 IF A VSB IS INVOLVED, THE ASSOCIATED MANHOURS ARE NOT REFLECTED IN THIS GANTT CHART.

MH : MANHOURS
PER: NUMBER OF PERSONS
ET/S: ELAPSED TIME PER STEP

ICN-A350-A-52XXP049-A-FAPE3-05PL7-A-001-01

Figure ICN-A350-A-52XXP049-A-FAPE3-05PL7-A-001-01 SHEET 2/3

CONF 019

ELAPSED TIME ASSUMPTION SERVICE BULLETIN No A350-52-P049 01 02

STEPS	MH	PER	ET/S
RE-IDENTIFY THE PAX/CREW DOOR 2, LH SIDE	0.25	1	0.25
RE-IDENTIFY THE PAX/CREW DOOR 2, RH SIDE	0.25	1	0.25
RE-IDENTIFY THE PAX/CREW DOOR 3, LH SIDE	0.25	1	0.25
RE-IDENTIFY THE PAX/CREW DOOR 4, LH SIDE	0.25	1	0.25
RE-IDENTIFY THE PAX/CREW DOOR 4, RH SIDE	0.25	1	0.25
TEST	0.70	1	0.70
CLOSE-UP	1.75	1	1.75
TOTAL MANHOURS	9.45		
SB ELAPSED TIME	4.95		

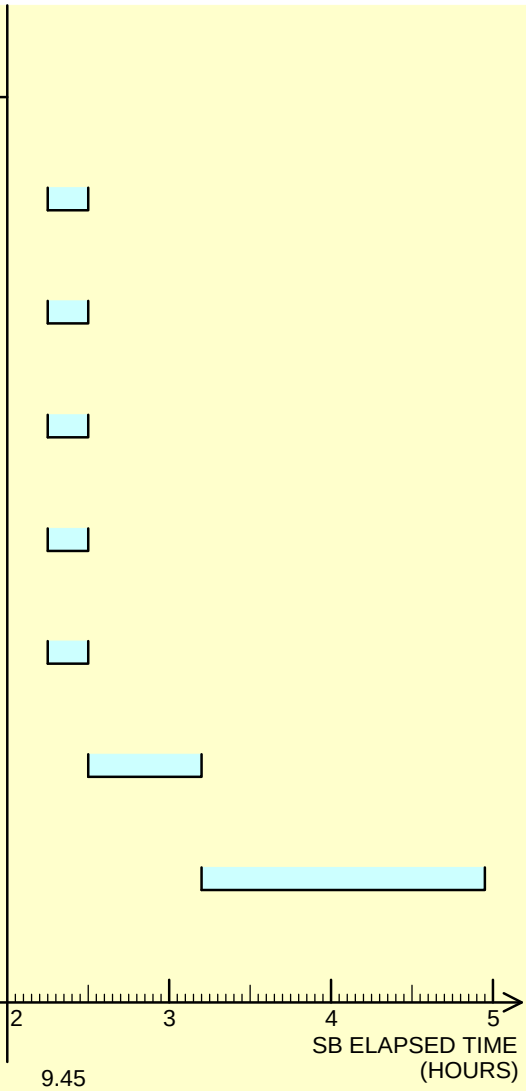

NOTE:

01 THIS CHART IS ONLY A PROPOSAL.
OPERATORS MAY DETERMINE THAT ANOTHER WAY TO DO THE WORK IS MORE SUITABLE FOR THEM.

02 IF A VSB IS INVOLVED, THE ASSOCIATED MANHOURS ARE NOT REFLECTED IN THIS GANTT CHART.

MH : MANHOURS
PER: NUMBER OF PERSONS
ET/S: ELAPSED TIME PER STEP

ICN-A350-A-52XXP049-A-FAPE3-05SWI-A-001-01

Figure ICN-A350-A-52XXP049-A-FAPE3-05SWI-A-001-01 SHEET 3/3

CONF 021

ELAPSED TIME ASSUMPTION SERVICE BULLETIN No A350-52-P049 01 02

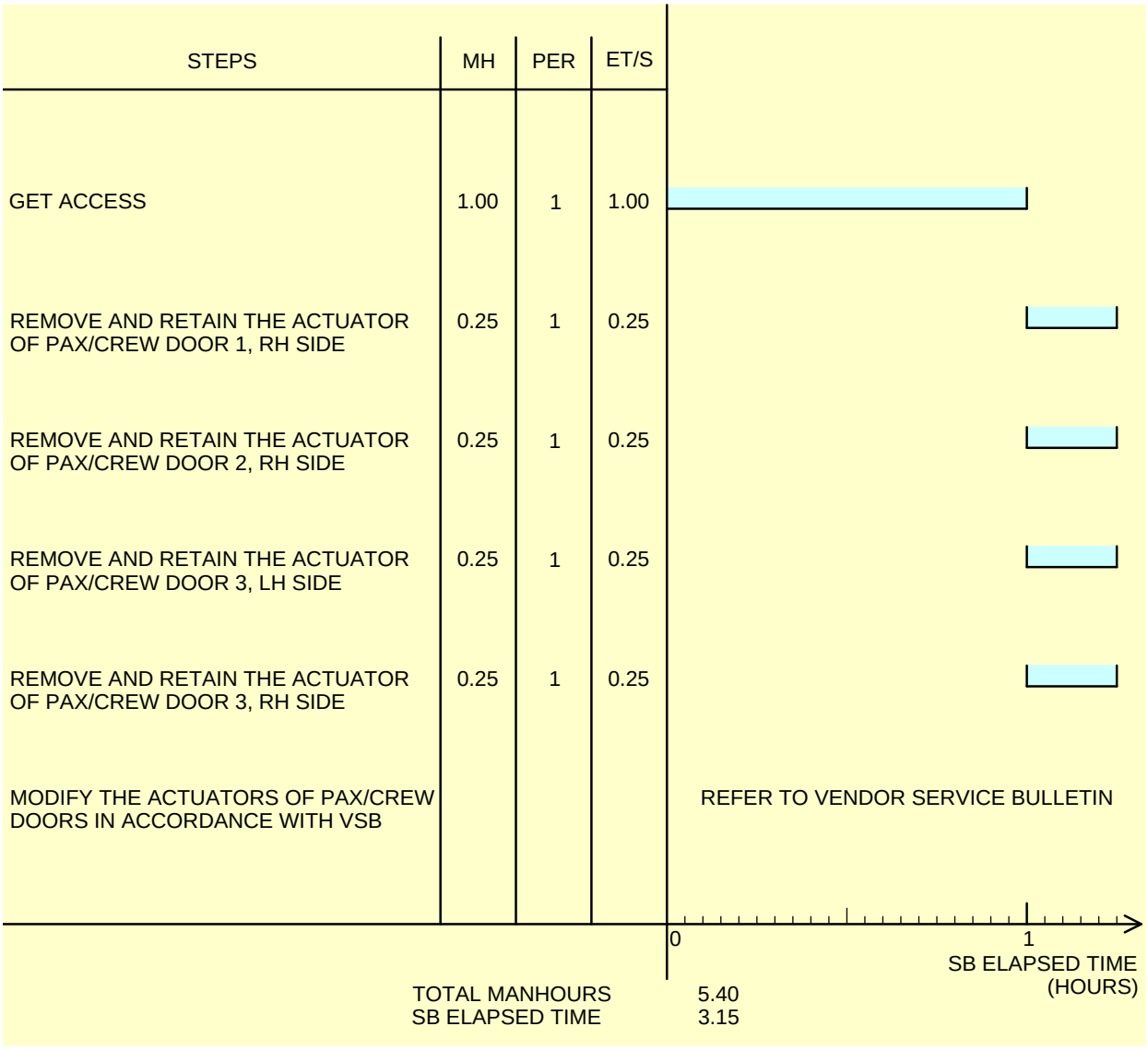

NOTE:

GANTT CHART CONTINUES ON SHEET 02.

01 THIS CHART IS ONLY A PROPOSAL.
OPERATORS MAY DETERMINE THAT ANOTHER WAY TO DO THE WORK IS MORE SUITABLE FOR THEM.

02 IF A VSB IS INVOLVED, THE ASSOCIATED MANHOURS ARE NOT REFLECTED IN THIS GANTT CHART.

MH : MANHOURS
PER: NUMBER OF PERSONS
ET/S: ELAPSED TIME PER STEP

ICN-A350-A-52XXP049-A-FAPE3-05PKX-A-001-01

Figure ICN-A350-A-52XXP049-A-FAPE3-05PKX-A-001-01 SHEET 1/3

CONF 021

ELAPSED TIME ASSUMPTION SERVICE BULLETIN No A350-52-P049 01 02

STEPS	MH	PER	ET/S
INSTALL THE ACTUATOR OF PAX/CREW DOOR 1, RH SIDE	0.25	1	0.25
INSTALL THE ACTUATOR OF PAX/CREW DOOR 2, RH SIDE	0.25	1	0.25
INSTALL THE ACTUATOR OF PAX/CREW DOOR 3, LH SIDE	0.25	1	0.25
INSTALL THE ACTUATOR OF PAX/CREW DOOR 3, RH SIDE	0.25	1	0.25

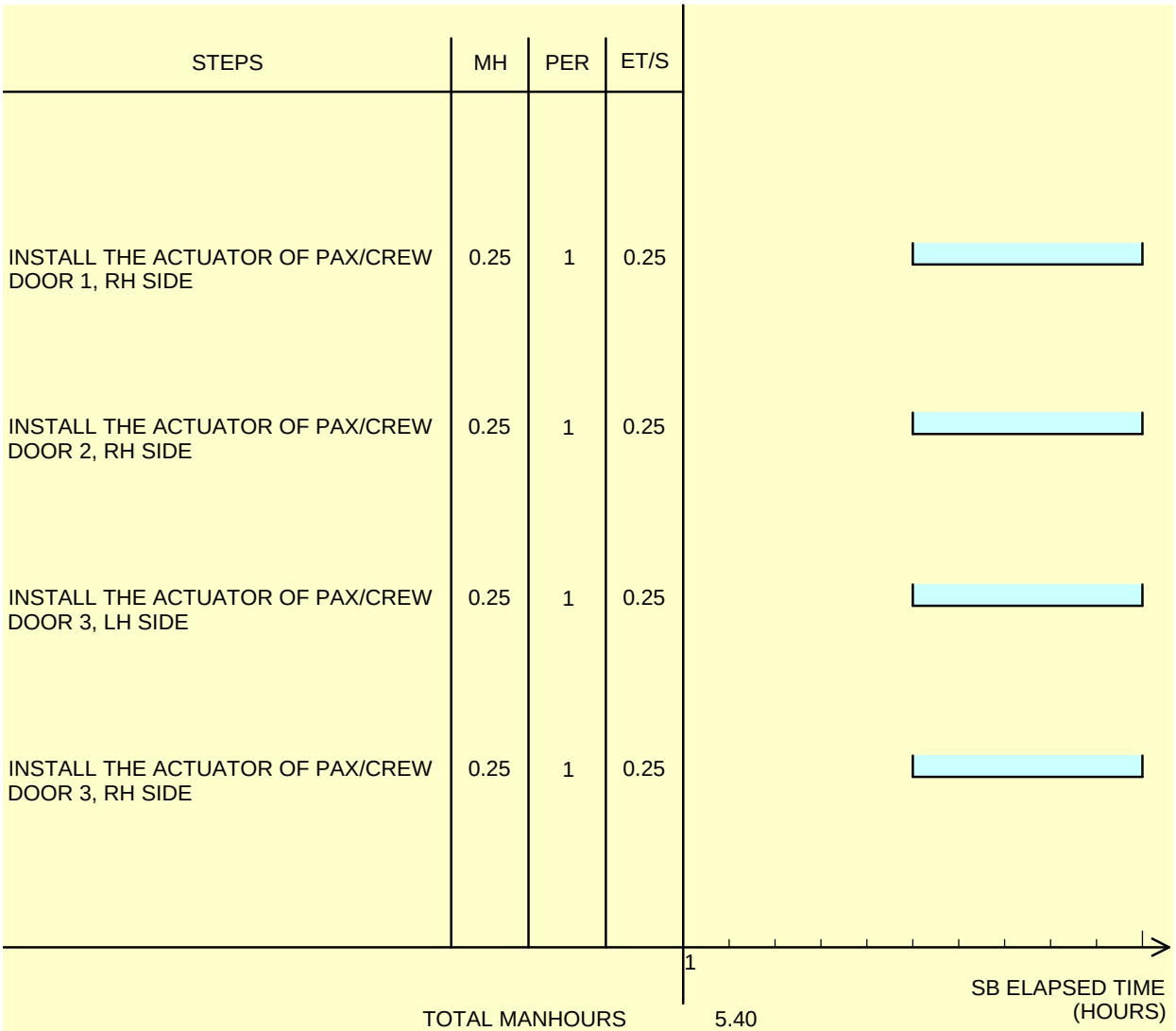

TOTAL MANHOURS 5.40
SB ELAPSED TIME 3.15

NOTE:

GANTT CHART CONTINUES ON SHEET 03.

01 THIS CHART IS ONLY A PROPOSAL.
OPERATORS MAY DETERMINE THAT ANOTHER WAY TO DO THE WORK IS MORE SUITABLE FOR THEM.

02 IF A VSB IS INVOLVED, THE ASSOCIATED MANHOURS ARE NOT REFLECTED IN THIS GANTT CHART.

MH : MANHOURS
PER: NUMBER OF PERSONS
ET/S: ELAPSED TIME PER STEP

ICN-A350-A-52XXP049-A-FAPE3-05PKY-A-001-01

Figure ICN-A350-A-52XXP049-A-FAPE3-05PKY-A-001-01 SHEET 2/3

CONF 021

ELAPSED TIME ASSUMPTION SERVICE BULLETIN No A350-52-P049 01 02

STEPS	MH	PER	ET/S
RE-IDENTIFY THE PAX/CREW DOOR 1, RH SIDE	0.25	1	0.25
RE-IDENTIFY THE PAX/CREW DOOR 2, RH SIDE	0.25	1	0.25
RE-IDENTIFY THE PAX/CREW DOOR 3, LH SIDE	0.25	1	0.25
RE-IDENTIFY THE PAX/CREW DOOR 3, RH SIDE	0.25	1	0.25
TEST	0.40	1	0.40
CLOSE-UP	1.00	1	1.00

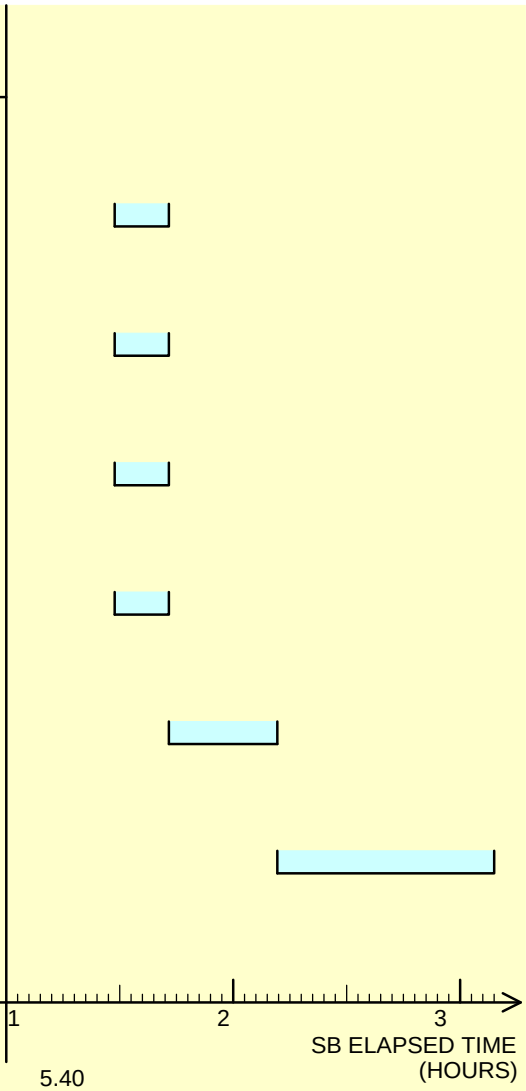

TOTAL MANHOURS 5.40
SB ELAPSED TIME 3.15

NOTE:

01 THIS CHART IS ONLY A PROPOSAL.
OPERATORS MAY DETERMINE THAT ANOTHER WAY
TO DO THE WORK IS MORE SUITABLE FOR THEM.

02 IF A VSB IS INVOLVED, THE ASSOCIATED MANHOURS
ARE NOT REFLECTED IN THIS GANTT CHART.

MH : MANHOURS
PER: NUMBER OF PERSONS
ET/S: ELAPSED TIME PER STEP

ICN-A350-A-52XXP049-A-FAPE3-05SWH-A-001-01

Figure ICN-A350-A-52XXP049-A-FAPE3-05SWH-A-001-01 SHEET 3/3

CONF 022

ELAPSED TIME ASSUMPTION SERVICE BULLETIN No A350-52-P049 01 02

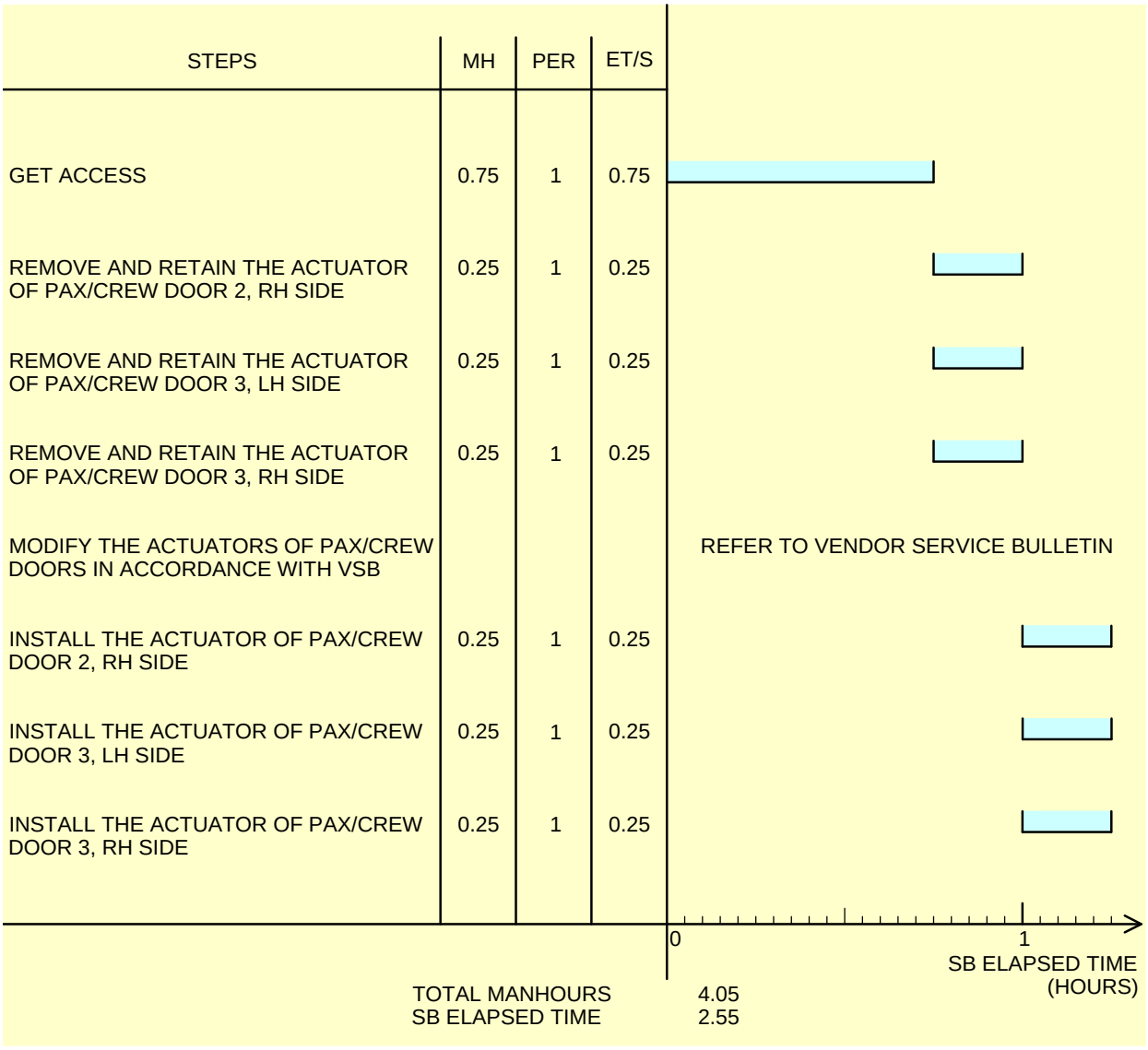

NOTE:

GANTT CHART CONTINUES ON SHEET 02.

01 THIS CHART IS ONLY A PROPOSAL.
OPERATORS MAY DETERMINE THAT ANOTHER WAY TO DO THE WORK IS MORE SUITABLE FOR THEM.

02 IF A VSB IS INVOLVED, THE ASSOCIATED MANHOURS ARE NOT REFLECTED IN THIS GANTT CHART.

MH : MANHOURS
PER: NUMBER OF PERSONS
ET/S: ELAPSED TIME PER STEP

ICN-A350-A-52XXP049-A-FAPE3-05PLI-A-001-01

Figure ICN-A350-A-52XXP049-A-FAPE3-05PLI-A-001-01 SHEET 1/2

CONF 022

ELAPSED TIME ASSUMPTION SERVICE BULLETIN No A350-52-P049 01 02

STEPS	MH	PER	ET/S
RE-IDENTIFY THE PAX/CREW DOOR 2, RH SIDE	0.25	1	0.25
RE-IDENTIFY THE PAX/CREW DOOR 3, LH SIDE	0.25	1	0.25
RE-IDENTIFY THE PAX/CREW DOOR 3, RH SIDE	0.25	1	0.25
TEST	0.30	1	0.30
CLOSE-UP	0.75	1	0.75
TOTAL MANHOURS			4.05
SB ELAPSED TIME			2.55

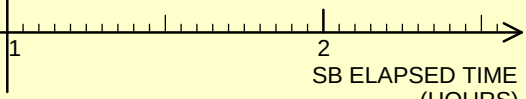

NOTE:

01 THIS CHART IS ONLY A PROPOSAL.
OPERATORS MAY DETERMINE THAT ANOTHER WAY
TO DO THE WORK IS MORE SUITABLE FOR THEM.

02 IF A VSB IS INVOLVED, THE ASSOCIATED MANHOURS
ARE NOT REFLECTED IN THIS GANTT CHART.

MH : MANHOURS
PER: NUMBER OF PERSONS
ET/S: ELAPSED TIME PER STEP

ICN-A350-A-52XXP049-A-FAPE3-05SWO-A-001-01

Figure ICN-A350-A-52XXP049-A-FAPE3-05SWO-A-001-01 SHEET 2/2

CONF 023

ELAPSED TIME ASSUMPTION SERVICE BULLETIN No A350-52-P049 01 02

STEPS	MH	PER	ET/S
GET ACCESS	0.50	1	0.50
REMOVE AND RETAIN THE ACTUATOR OF PAX/CREW DOOR 2, RH SIDE	0.25	1	0.25
REMOVE AND RETAIN THE ACTUATOR OF PAX/CREW DOOR 3, RH SIDE	0.25	1	0.25
MODIFY THE ACTUATORS OF PAX/CREW DOORS IN ACCORDANCE WITH VSB			REFER TO VENDOR SERVICE BULLETIN
INSTALL THE ACTUATOR OF PAX/CREW DOOR 2, RH SIDE	0.25	1	0.25
INSTALL THE ACTUATOR OF PAX/CREW DOOR 3, RH SIDE	0.25	1	0.25
RE-IDENTIFY THE PAX/CREW DOOR 2, RH SIDE	0.25	1	0.25
RE-IDENTIFY THE PAX/CREW DOOR 3, RH SIDE	0.25	1	0.25
TEST	0.20	1	0.20
CLOSE-UP	0.50	1	0.50
TOTAL MANHOURS	2.70		
SB ELAPSED TIME	1.95		

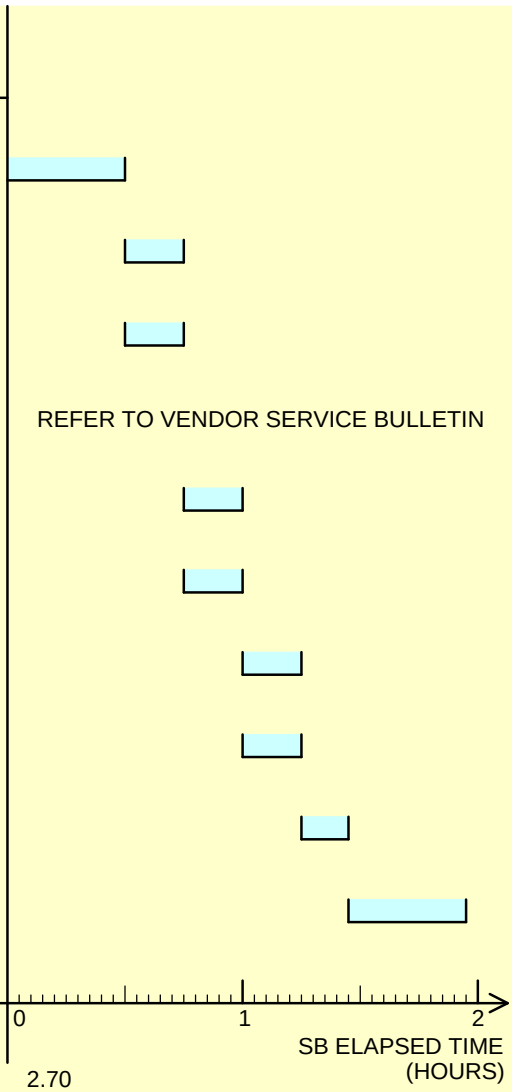

NOTE:

01 THIS CHART IS ONLY A PROPOSAL.
OPERATORS MAY DETERMINE THAT ANOTHER WAY TO DO THE WORK IS MORE SUITABLE FOR THEM.

02 IF A VSB IS INVOLVED, THE ASSOCIATED MANHOURS ARE NOT REFLECTED IN THIS GANTT CHART.

MH : MANHOURS
PER: NUMBER OF PERSONS
ET/S: ELAPSED TIME PER STEP

ICN-A350-A-52XXP049-A-FAPE3-05PDH-A-001-01

Figure ICN-A350-A-52XXP049-A-FAPE3-05PDH-A-001-01 SHEET 1/1

CONF 024

ELAPSED TIME ASSUMPTION SERVICE BULLETIN No A350-52-P049 01 02

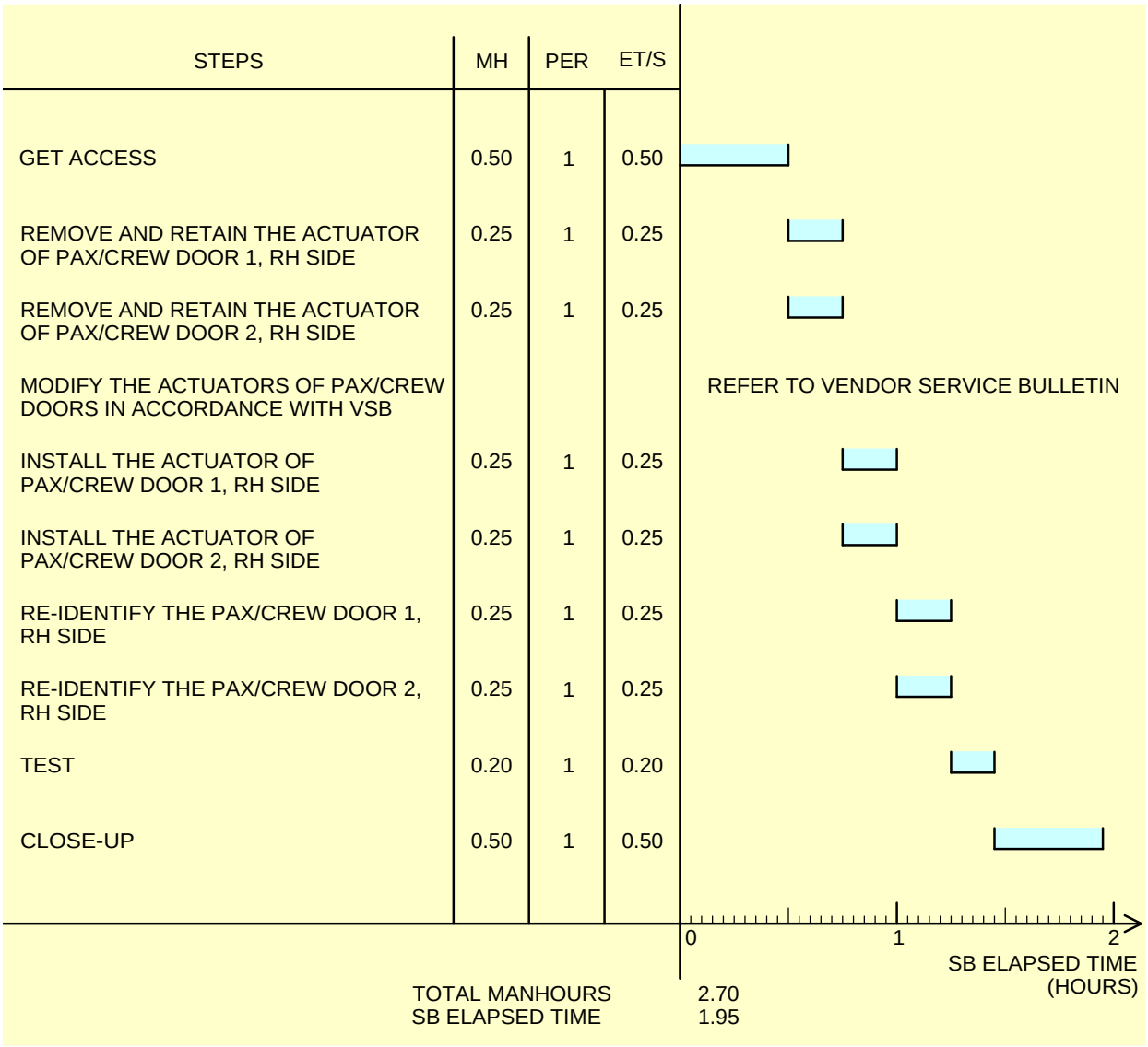

NOTE:

01 THIS CHART IS ONLY A PROPOSAL.
OPERATORS MAY DETERMINE THAT ANOTHER WAY TO DO THE WORK IS MORE SUITABLE FOR THEM.

02 IF A VSB IS INVOLVED, THE ASSOCIATED MANHOURS ARE NOT REFLECTED IN THIS GANTT CHART.

MH : MANHOURS
PER: NUMBER OF PERSONS
ET/S: ELAPSED TIME PER STEP

ICN-A350-A-52XXP049-A-FAPE3-05PDF-A-001-01

Figure ICN-A350-A-52XXP049-A-FAPE3-05PDF-A-001-01 SHEET 1/1

CONF 001 025

ELAPSED TIME ASSUMPTION SERVICE BULLETIN No A350-52-P049 01 02

STEPS	MH	PER	ET/S
GET ACCESS	2.00	1	2.00
REMOVE AND RETAIN THE ACTUATOR OF PAX/CREW DOOR 1, LH SIDE	0.25	1	0.25
REMOVE AND RETAIN THE ACTUATOR OF PAX/CREW DOOR 1, RH SIDE	0.25	1	0.25
REMOVE AND RETAIN THE ACTUATOR OF PAX/CREW DOOR 2, LH SIDE	0.25	1	0.25
REMOVE AND RETAIN THE ACTUATOR OF PAX/CREW DOOR 2, RH SIDE	0.25	1	0.25
REMOVE AND RETAIN THE ACTUATOR OF PAX/CREW DOOR 3, LH SIDE	0.25	1	0.25
REMOVE AND RETAIN THE ACTUATOR OF PAX/CREW DOOR 3, RH SIDE	0.25	1	0.25
REMOVE AND RETAIN THE ACTUATOR OF PAX/CREW DOOR 4, LH SIDE	0.25	1	0.25
REMOVE AND RETAIN THE ACTUATOR OF PAX/CREW DOOR 4, RH SIDE	0.25	1	0.25
MODIFY THE ACTUATORS OF PAX/CREW DOORS IN ACCORDANCE WITH VSB			

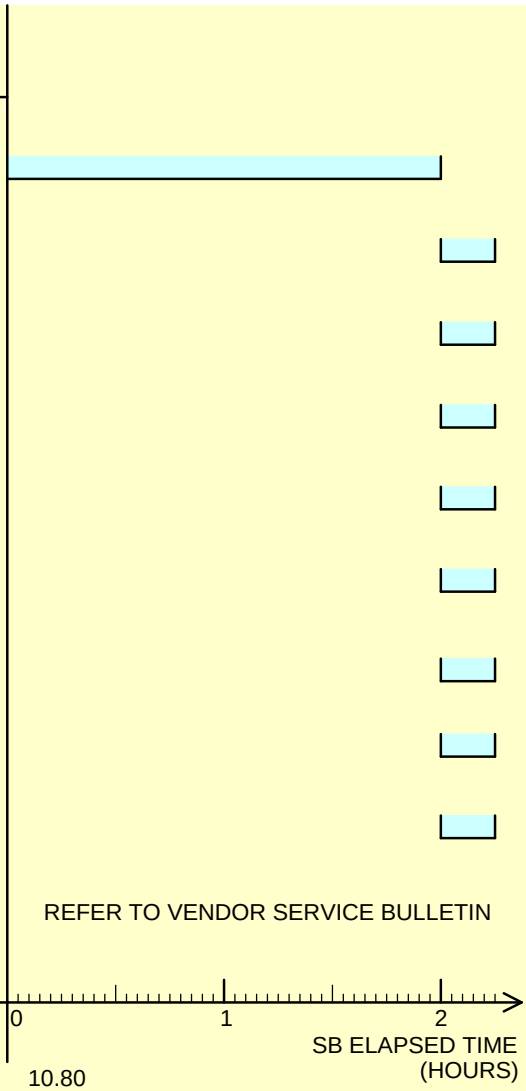

TOTAL MANHOURS 10.80
SB ELAPSED TIME 5.55

NOTE:

GANTT CHART CONTINUES ON SHEET 02.

01 THIS CHART IS ONLY A PROPOSAL.
OPERATORS MAY DETERMINE THAT ANOTHER WAY TO DO THE WORK IS MORE SUITABLE FOR THEM.

02 IF A VSB IS INVOLVED, THE ASSOCIATED MANHOURS ARE NOT REFLECTED IN THIS GANTT CHART.

MH : MANHOURS
PER: NUMBER OF PERSONS
ET/S: ELAPSED TIME PER STEP

ICN-A350-A-52XXP049-A-FAPE3-05PI5-A-001-01

Figure ICN-A350-A-52XXP049-A-FAPE3-05PI5-A-001-01 SHEET 1/3

CONF 001 025

ELAPSED TIME ASSUMPTION SERVICE BULLETIN No A350-52-P049 01 02

STEPS	MH	PER	ET/S
INSTALL THE ACTUATOR OF PAX/CREW DOOR 1, LH SIDE	0.25	1	0.25
INSTALL THE ACTUATOR OF PAX/CREW DOOR 1, RH SIDE	0.25	1	0.25
INSTALL THE ACTUATOR OF PAX/CREW DOOR 2, LH SIDE	0.25	1	0.25
INSTALL THE ACTUATOR OF PAX/CREW DOOR 2, RH SIDE	0.25	1	0.25
INSTALL THE ACTUATOR OF PAX/CREW DOOR 3, LH SIDE	0.25	1	0.25
INSTALL THE ACTUATOR OF PAX/CREW DOOR 3, RH SIDE	0.25	1	0.25
INSTALL THE ACTUATOR OF PAX/CREW DOOR 4, LH SIDE	0.25	1	0.25
INSTALL THE ACTUATOR OF PAX/CREW DOOR 4, RH SIDE	0.25	1	0.25
RE-IDENTIFY THE PAX/CREW DOOR 1, LH SIDE	0.25	1	0.25
RE-IDENTIFY THE PAX/CREW DOOR 1, RH SIDE	0.25	1	0.25

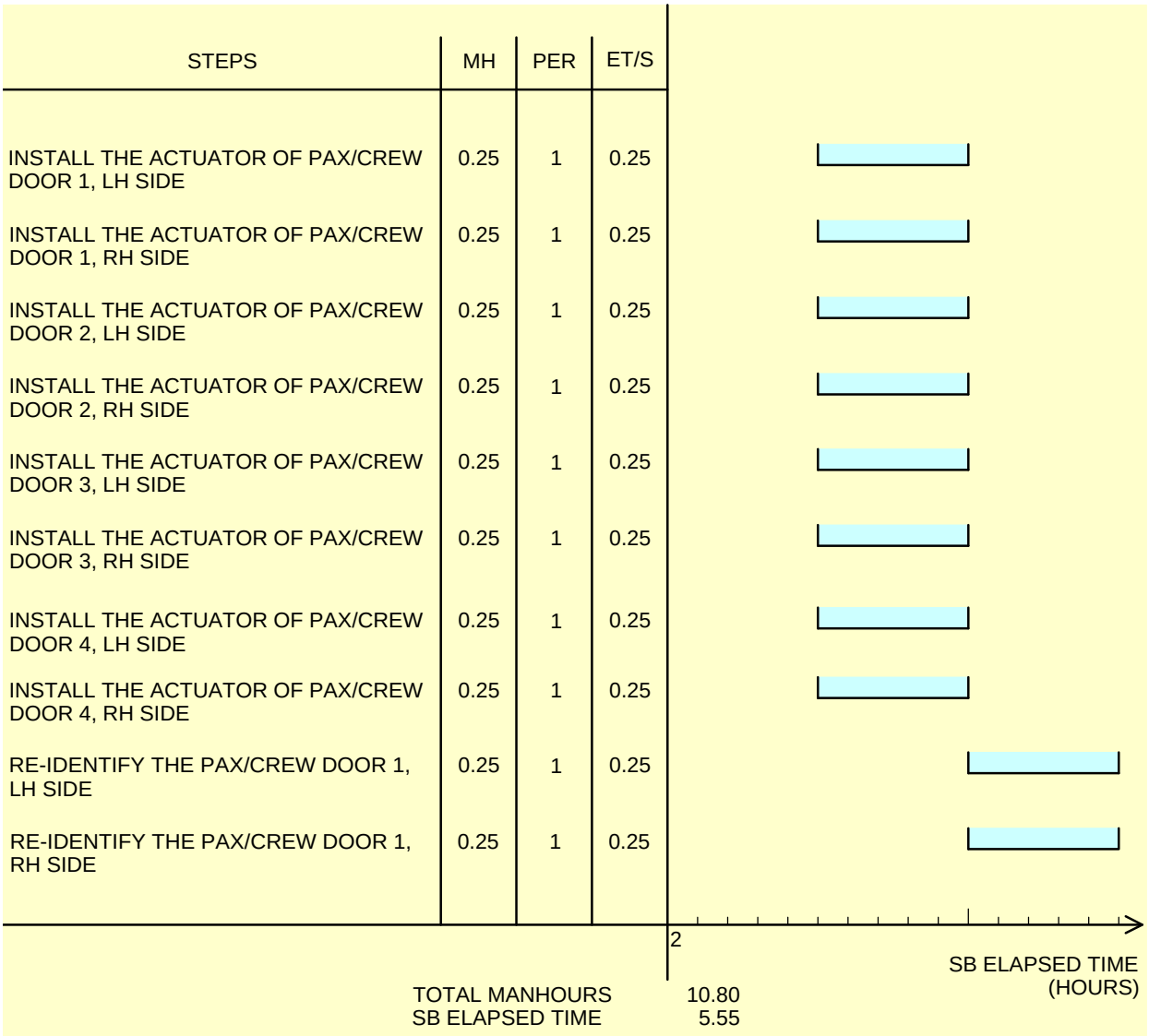

TOTAL MANHOURS 10.80
SB ELAPSED TIME 5.55

NOTE:

GANTT CHART CONTINUES ON SHEET 03.

01 THIS CHART IS ONLY A PROPOSAL.
OPERATORS MAY DETERMINE THAT ANOTHER WAY TO DO THE WORK IS MORE SUITABLE FOR THEM.

02 IF A VSB IS INVOLVED, THE ASSOCIATED MANHOURS ARE NOT REFLECTED IN THIS GANTT CHART.

MH : MANHOURS
PER: NUMBER OF PERSONS
ET/S: ELAPSED TIME PER STEP

ICN-A350-A-52XXP049-A-FAPE3-05PI6-A-001-01

Figure ICN-A350-A-52XXP049-A-FAPE3-05PI6-A-001-01 SHEET 2/3

CONF 001 025

ELAPSED TIME ASSUMPTION SERVICE BULLETIN No A350-52-P049 01 02

STEPS	MH	PER	ET/S
RE-IDENTIFY THE PAX/CREW DOOR 2, LH SIDE	0.25	1	0.25
RE-IDENTIFY THE PAX/CREW DOOR 2, RH SIDE	0.25	1	0.25
RE-IDENTIFY THE PAX/CREW DOOR 3, LH SIDE	0.25	1	0.25
RE-IDENTIFY THE PAX/CREW DOOR 3, RH SIDE	0.25	1	0.25
RE-IDENTIFY THE PAX/CREW DOOR 4, LH SIDE	0.25	1	0.25
RE-IDENTIFY THE PAX/CREW DOOR 4, RH SIDE	0.25	1	0.25
TEST	0.80	1	0.80
CLOSE-UP	2.00	1	2.00

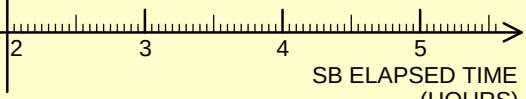

TOTAL MANHOURS 10.80
SB ELAPSED TIME 5.55

NOTE:

01 THIS CHART IS ONLY A PROPOSAL.
OPERATORS MAY DETERMINE THAT ANOTHER WAY
TO DO THE WORK IS MORE SUITABLE FOR THEM.

02 IF A VSB IS INVOLVED, THE ASSOCIATED MANHOURS
ARE NOT REFLECTED IN THIS GANTT CHART.

MH : MANHOURS
PER: NUMBER OF PERSONS
ET/S: ELAPSED TIME PER STEP

ICN-A350-A-52XXP049-A-FAPE3-05SUA-A-001-01

Figure ICN-A350-A-52XXP049-A-FAPE3-05SUA-A-001-01 SHEET 3/3

CONF 002 026

ELAPSED TIME ASSUMPTION SERVICE BULLETIN No A350-52-P049 01 02

STEPS	MH	PER	ET/S
GET ACCESS	1.75	1	1.75
REMOVE AND RETAIN THE ACTUATOR OF PAX/CREW DOOR 1, LH SIDE	0.25	1	0.25
REMOVE AND RETAIN THE ACTUATOR OF PAX/CREW DOOR 1, RH SIDE	0.25	1	0.25
REMOVE AND RETAIN THE ACTUATOR OF PAX/CREW DOOR 2, LH SIDE	0.25	1	0.25
REMOVE AND RETAIN THE ACTUATOR OF PAX/CREW DOOR 3, LH SIDE	0.25	1	0.25
REMOVE AND RETAIN THE ACTUATOR OF PAX/CREW DOOR 3, RH SIDE	0.25	1	0.25
REMOVE AND RETAIN THE ACTUATOR OF PAX/CREW DOOR 4, LH SIDE	0.25	1	0.25
REMOVE AND RETAIN THE ACTUATOR OF PAX/CREW DOOR 4, RH SIDE	0.25	1	0.25
MODIFY THE ACTUATORS OF PAX/CREW DOORS IN ACCORDANCE WITH VSB			REFER TO VENDOR SERVICE BULLETIN

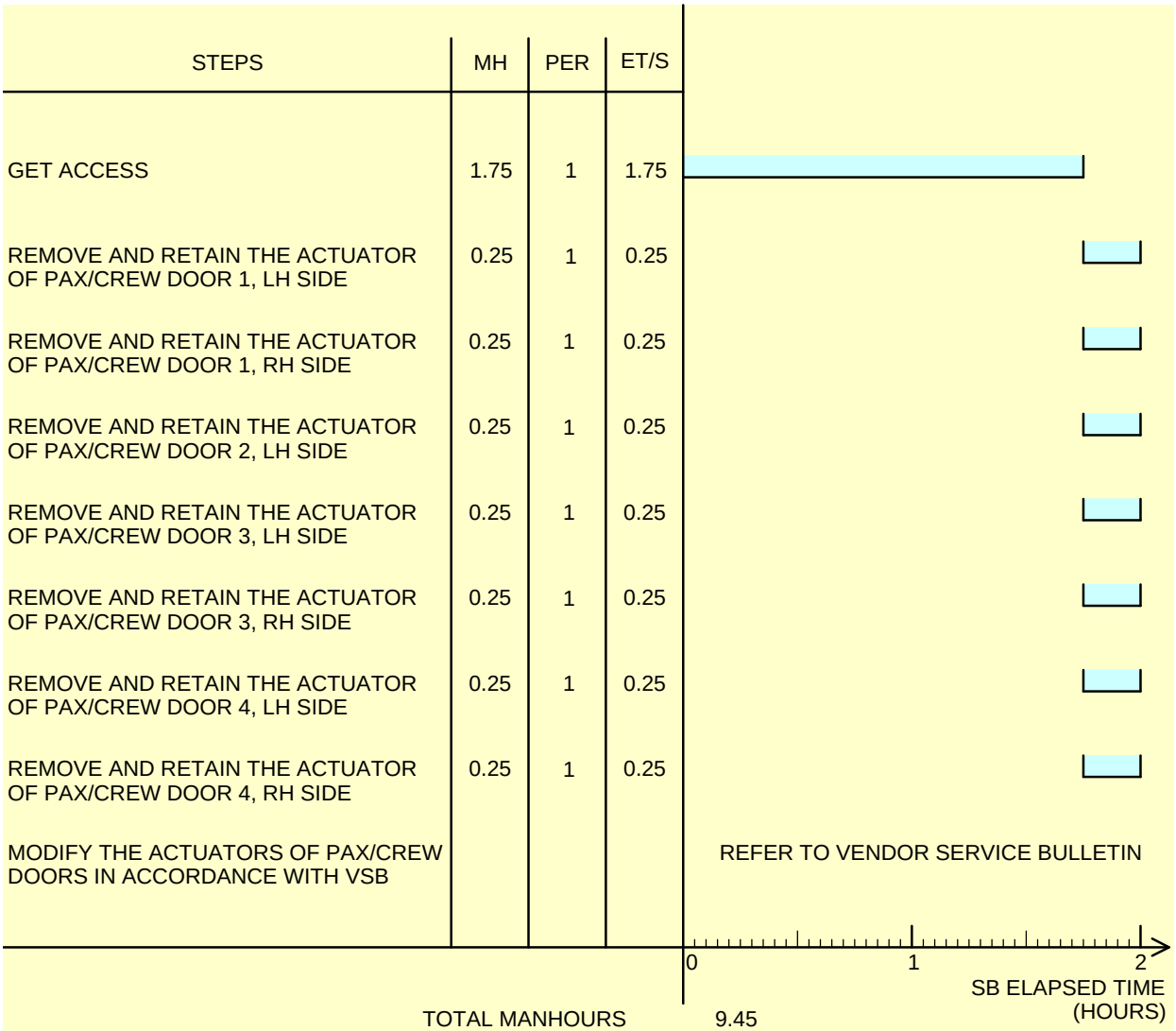

TOTAL MANHOURS 9.45
SB ELAPSED TIME 4.95

NOTE:

GANTT CHART CONTINUES ON SHEET 02.

01 THIS CHART IS ONLY A PROPOSAL.
OPERATORS MAY DETERMINE THAT ANOTHER WAY TO DO THE WORK IS MORE SUITABLE FOR THEM.

02 IF A VSB IS INVOLVED, THE ASSOCIATED MANHOURS ARE NOT REFLECTED IN THIS GANTT CHART.

MH : MANHOURS
PER: NUMBER OF PERSONS
ET/S: ELAPSED TIME PER STEP

ICN-A350-A-52XXP049-A-FAPE3-05PI3-A-001-01

Figure ICN-A350-A-52XXP049-A-FAPE3-05PI3-A-001-01 SHEET 1/3

CONF 002 026

ELAPSED TIME ASSUMPTION SERVICE BULLETIN No A350-52-P049 01 02

STEPS	MH	PER	ET/S
INSTALL THE ACTUATOR OF PAX/CREW DOOR 1, LH SIDE	0.25	1	0.25
INSTALL THE ACTUATOR OF PAX/CREW DOOR 1, RH SIDE	0.25	1	0.25
INSTALL THE ACTUATOR OF PAX/CREW DOOR 2, LH SIDE	0.25	1	0.25
INSTALL THE ACTUATOR OF PAX/CREW DOOR 3, LH SIDE	0.25	1	0.25
INSTALL THE ACTUATOR OF PAX/CREW DOOR 3, RH SIDE	0.25	1	0.25
INSTALL THE ACTUATOR OF PAX/CREW DOOR 4, LH SIDE	0.25	1	0.25
INSTALL THE ACTUATOR OF PAX/CREW DOOR 4, RH SIDE	0.25	1	0.25
RE-IDENTIFY THE PAX/CREW DOOR 1, LH SIDE	0.25	1	0.25
RE-IDENTIFY THE PAX/CREW DOOR 1, RH SIDE	0.25	1	0.25

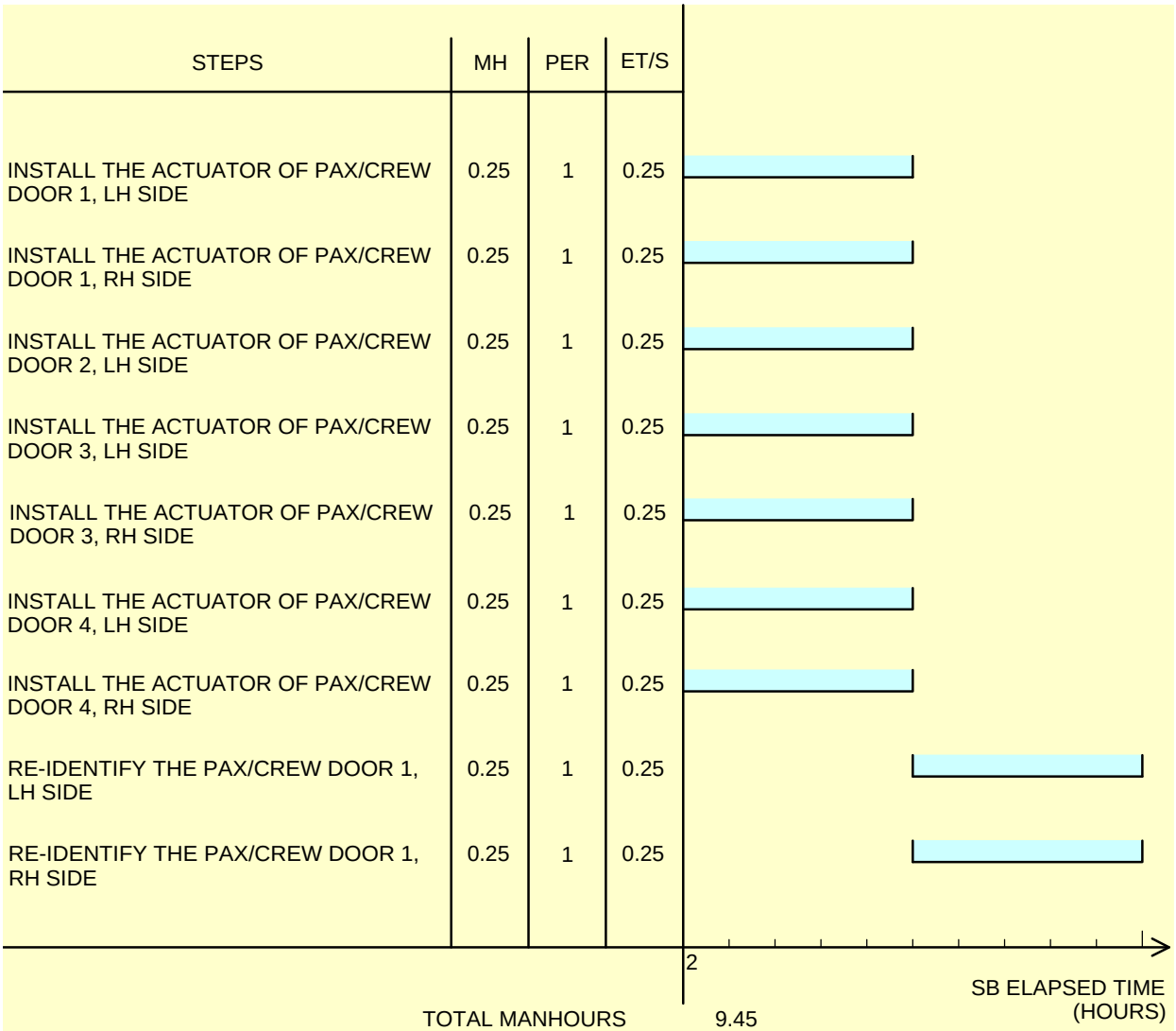

TOTAL MANHOURS 9.45
SB ELAPSED TIME 4.95

NOTE:

GANTT CHART CONTINUES ON SHEET 03.

01 THIS CHART IS ONLY A PROPOSAL.
OPERATORS MAY DETERMINE THAT ANOTHER WAY TO DO THE WORK IS MORE SUITABLE FOR THEM.

02 IF A VSB IS INVOLVED, THE ASSOCIATED MANHOURS ARE NOT REFLECTED IN THIS GANTT CHART.

MH : MANHOURS
PER: NUMBER OF PERSONS
ET/S: ELAPSED TIME PER STEP

ICN-A350-A-52XXP049-A-FAPE3-05PI4-A-001-01

Figure ICN-A350-A-52XXP049-A-FAPE3-05PI4-A-001-01 SHEET 2/3

CONF 002 026

ELAPSED TIME ASSUMPTION SERVICE BULLETIN No A350-52-P049 01 02

STEPS	MH	PER	ET/S
RE-IDENTIFY THE PAX/CREW DOOR 2, LH SIDE	0.25	1	0.25
RE-IDENTIFY THE PAX/CREW DOOR 3, LH SIDE	0.25	1	0.25
RE-IDENTIFY THE PAX/CREW DOOR 3, RH SIDE	0.25	1	0.25
RE-IDENTIFY THE PAX/CREW DOOR 4, LH SIDE	0.25	1	0.25
RE-IDENTIFY THE PAX/CREW DOOR 4, RH SIDE	0.25	1	0.25
TEST	0.70	1	0.70
CLOSE-UP	1.75	1	1.75
TOTAL MANHOURS	9.45		
SB ELAPSED TIME	4.95		

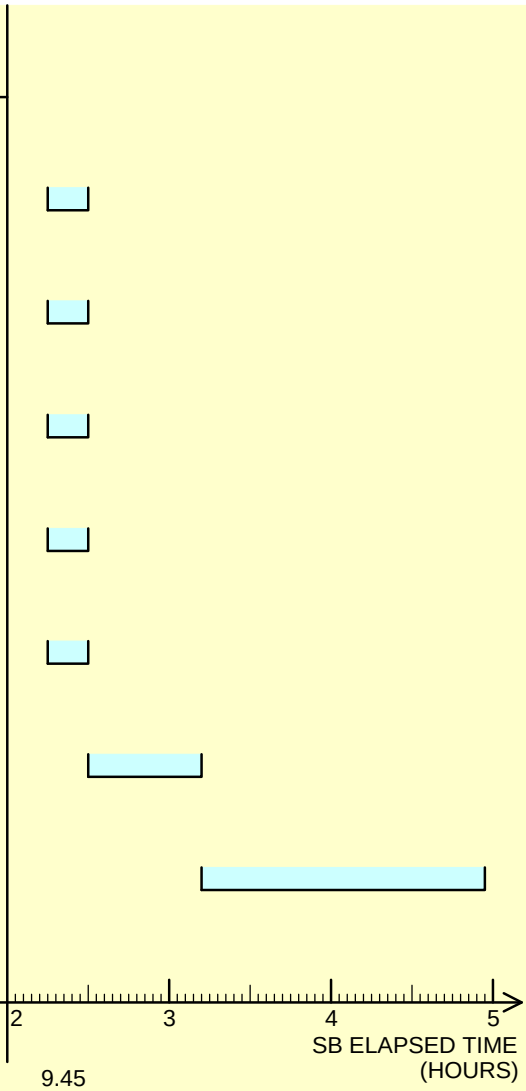

NOTE:

01 THIS CHART IS ONLY A PROPOSAL.
OPERATORS MAY DETERMINE THAT ANOTHER WAY
TO DO THE WORK IS MORE SUITABLE FOR THEM.

02 IF A VSB IS INVOLVED, THE ASSOCIATED MANHOURS
ARE NOT REFLECTED IN THIS GANTT CHART.

MH : MANHOURS
PER: NUMBER OF PERSONS
ET/S: ELAPSED TIME PER STEP

ICN-A350-A-52XXP049-A-FAPE3-05SU9-A-001-01

Figure ICN-A350-A-52XXP049-A-FAPE3-05SU9-A-001-01 SHEET 3/3

CONF 003

ELAPSED TIME ASSUMPTION SERVICE BULLETIN No A350-52-P049 01 02

STEPS	MH	PER	ET/S
GET ACCESS	1.50	1	1.50
REMOVE AND RETAIN THE ACTUATOR OF PAX/CREW DOOR 1, LH SIDE	0.25	1	0.25
REMOVE AND RETAIN THE ACTUATOR OF PAX/CREW DOOR 1, RH SIDE	0.25	1	0.25
REMOVE AND RETAIN THE ACTUATOR OF PAX/CREW DOOR 2, LH SIDE	0.25	1	0.25
REMOVE AND RETAIN THE ACTUATOR OF PAX/CREW DOOR 2, RH SIDE	0.25	1	0.25
REMOVE AND RETAIN THE ACTUATOR OF PAX/CREW DOOR 3, LH SIDE	0.25	1	0.25
REMOVE AND RETAIN THE ACTUATOR OF PAX/CREW DOOR 3, RH SIDE	0.25	1	0.25
MODIFY THE ACTUATORS OF PAX/CREW DOORS IN ACCORDANCE WITH VSB			REFER TO VENDOR SERVICE BULLETIN

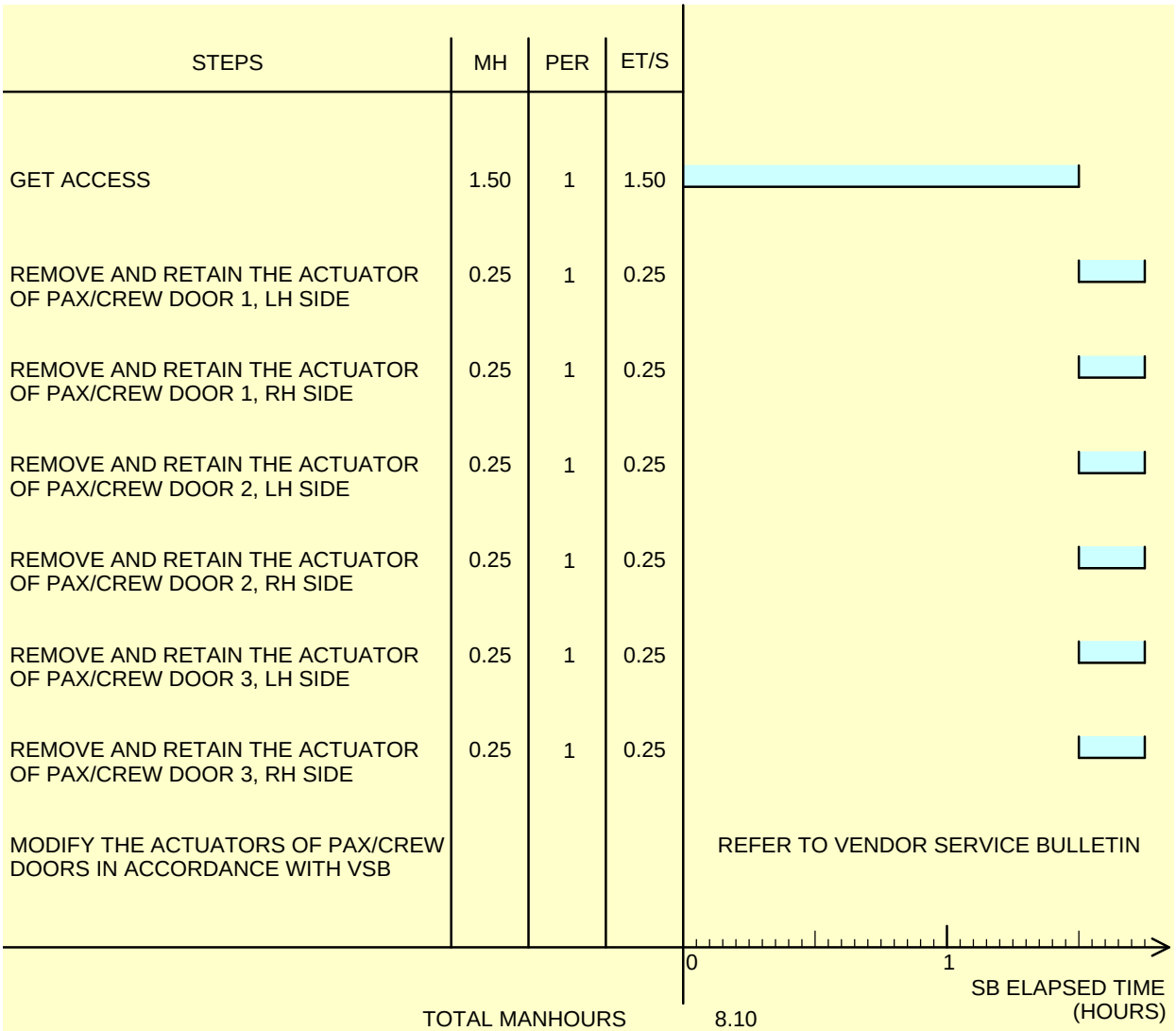

TOTAL MANHOURS 8.10
SB ELAPSED TIME 4.35

NOTE:

GANTT CHART CONTINUES ON SHEET 02.

01 THIS CHART IS ONLY A PROPOSAL.
OPERATORS MAY DETERMINE THAT ANOTHER WAY
TO DO THE WORK IS MORE SUITABLE FOR THEM.

02 IF A VSB IS INVOLVED, THE ASSOCIATED MANHOURS
ARE NOT REFLECTED IN THIS GANTT CHART.

MH : MANHOURS
PER: NUMBER OF PERSONS
ET/S: ELAPSED TIME PER STEP

ICN-A350-A-52XXP049-A-FAPE3-05PHT-A-001-01

Figure ICN-A350-A-52XXP049-A-FAPE3-05PHT-A-001-01 SHEET 1/3

CONF 003

ELAPSED TIME ASSUMPTION SERVICE BULLETIN No A350-52-P049 01 02

STEPS	MH	PER	ET/S
INSTALL THE ACTUATOR OF PAX/CREW DOOR 1, LH SIDE	0.25	1	0.25
INSTALL THE ACTUATOR OF PAX/CREW DOOR 1, RH SIDE	0.25	1	0.25
INSTALL THE ACTUATOR OF PAX/CREW DOOR 2, LH SIDE	0.25	1	0.25
INSTALL THE ACTUATOR OF PAX/CREW DOOR 2, RH SIDE	0.25	1	0.25
INSTALL THE ACTUATOR OF PAX/CREW DOOR 3, LH SIDE	0.25	1	0.25
INSTALL THE ACTUATOR OF PAX/CREW DOOR 3, RH SIDE	0.25	1	0.25
RE-IDENTIFY THE PAX/CREW DOOR 1, LH SIDE	0.25	1	0.25
RE-IDENTIFY THE PAX/CREW DOOR 1, RH SIDE	0.25	1	0.25

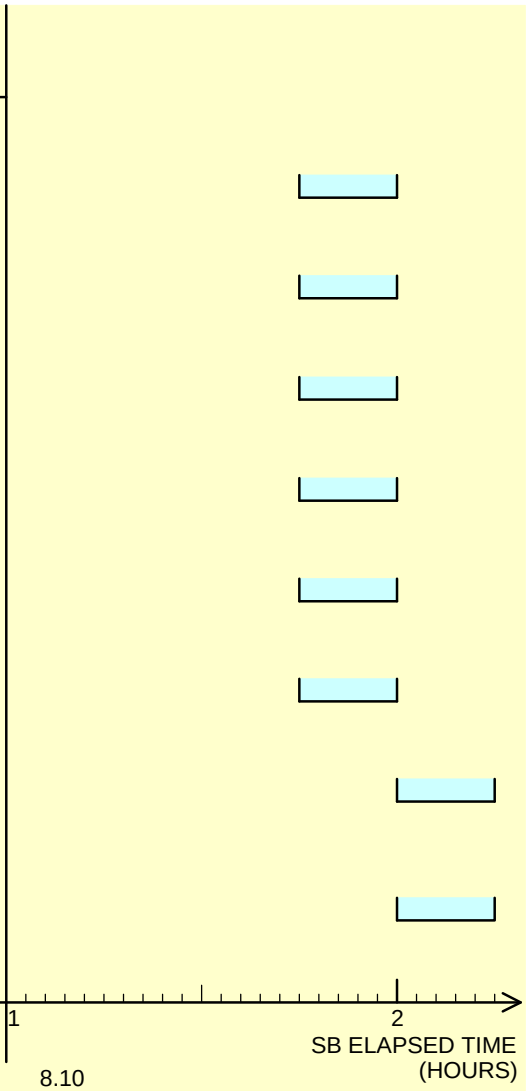

TOTAL MANHOURS 8.10
SB ELAPSED TIME 4.35

NOTE:

GANTT CHART CONTINUES ON SHEET 03.

01 THIS CHART IS ONLY A PROPOSAL.
OPERATORS MAY DETERMINE THAT ANOTHER WAY TO DO THE WORK IS MORE SUITABLE FOR THEM.

02 IF A VSB IS INVOLVED, THE ASSOCIATED MANHOURS ARE NOT REFLECTED IN THIS GANTT CHART.

MH : MANHOURS
PER: NUMBER OF PERSONS
ET/S: ELAPSED TIME PER STEP

ICN-A350-A-52XXP049-A-FAPE3-05PHU-A-001-01

Figure ICN-A350-A-52XXP049-A-FAPE3-05PHU-A-001-01 SHEET 2/3

CONF 003

ELAPSED TIME ASSUMPTION SERVICE BULLETIN No A350-52-P049 01 02

STEPS	MH	PER	ET/S
RE-IDENTIFY THE PAX/CREW DOOR 2, LH SIDE	0.25	1	0.25
RE-IDENTIFY THE PAX/CREW DOOR 2, RH SIDE	0.25	1	0.25
RE-IDENTIFY THE PAX/CREW DOOR 3, LH SIDE	0.25	1	0.25
RE-IDENTIFY THE PAX/CREW DOOR 3, RH SIDE	0.25	1	0.25
TEST	0.60	1	0.60
CLOSE-UP	1.50	1	1.50
TOTAL MANHOURS	8.10		
SB ELAPSED TIME	4.35		

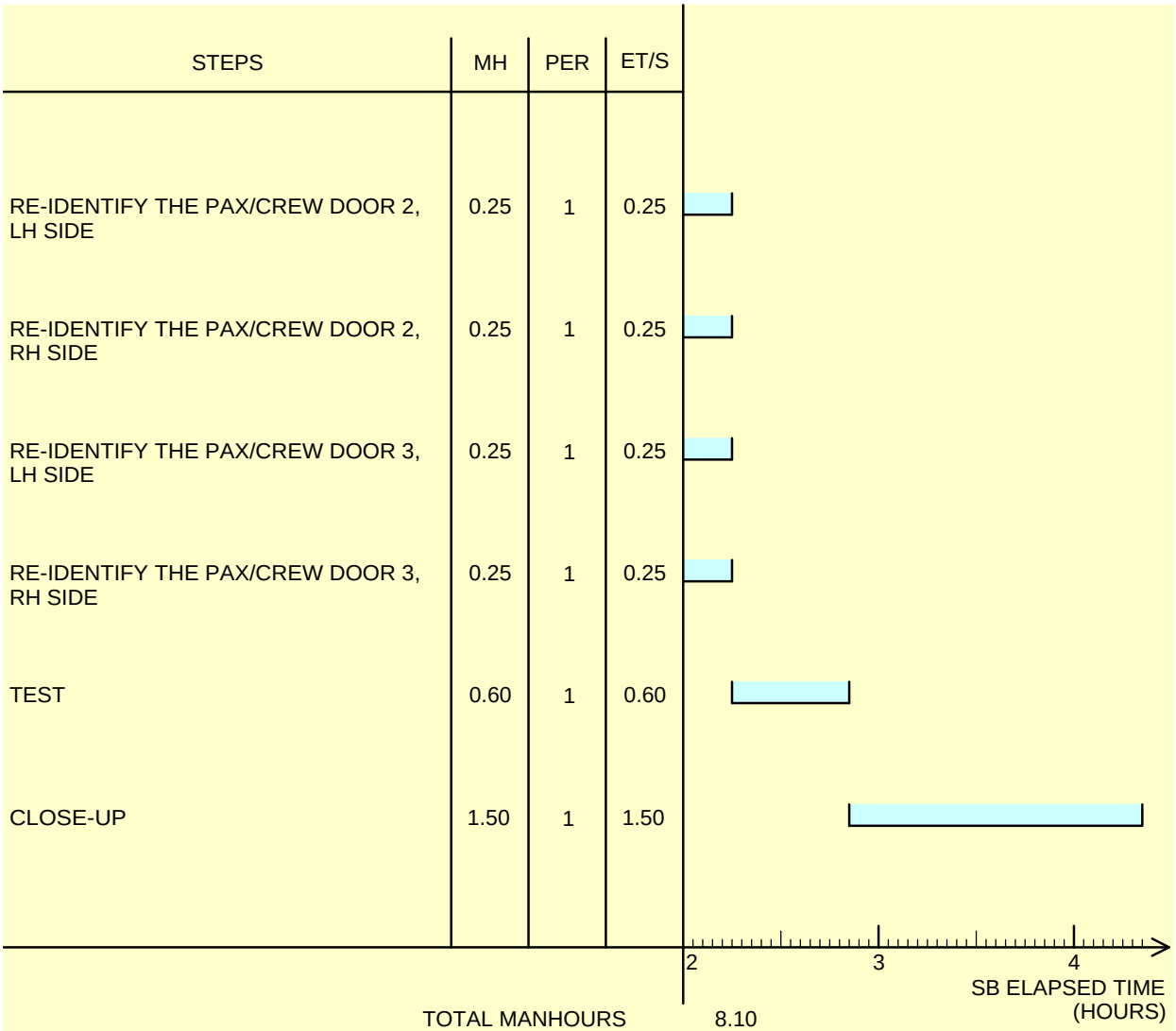

NOTE:

01 THIS CHART IS ONLY A PROPOSAL.
OPERATORS MAY DETERMINE THAT ANOTHER WAY
TO DO THE WORK IS MORE SUITABLE FOR THEM.

02 IF A VSB IS INVOLVED, THE ASSOCIATED MANHOURS
ARE NOT REFLECTED IN THIS GANTT CHART.

MH : MANHOURS
PER: NUMBER OF PERSONS
ET/S: ELAPSED TIME PER STEP

ICN-A350-A-52XXP049-A-FAPE3-05SU4-A-001-01

Figure ICN-A350-A-52XXP049-A-FAPE3-05SU4-A-001-01 SHEET 3/3

CONF 004

ELAPSED TIME ASSUMPTION SERVICE BULLETIN No A350-52-P049 01 02

STEPS	MH	PER	ET/S
GET ACCESS	1.25	1	1.25
REMOVE AND RETAIN THE ACTUATOR OF PAX/CREW DOOR 2, LH SIDE	0.25	1	0.25
REMOVE AND RETAIN THE ACTUATOR OF PAX/CREW DOOR 2, RH SIDE	0.25	1	0.25
REMOVE AND RETAIN THE ACTUATOR OF PAX/CREW DOOR 3, LH SIDE	0.25	1	0.25
REMOVE AND RETAIN THE ACTUATOR OF PAX/CREW DOOR 4, LH SIDE	0.25	1	0.25
REMOVE AND RETAIN THE ACTUATOR OF PAX/CREW DOOR 4, RH SIDE	0.25	1	0.25
MODIFY THE ACTUATORS OF PAX/CREW DOORS IN ACCORDANCE WITH VSB			REFER TO VENDOR SERVICE BULLETIN

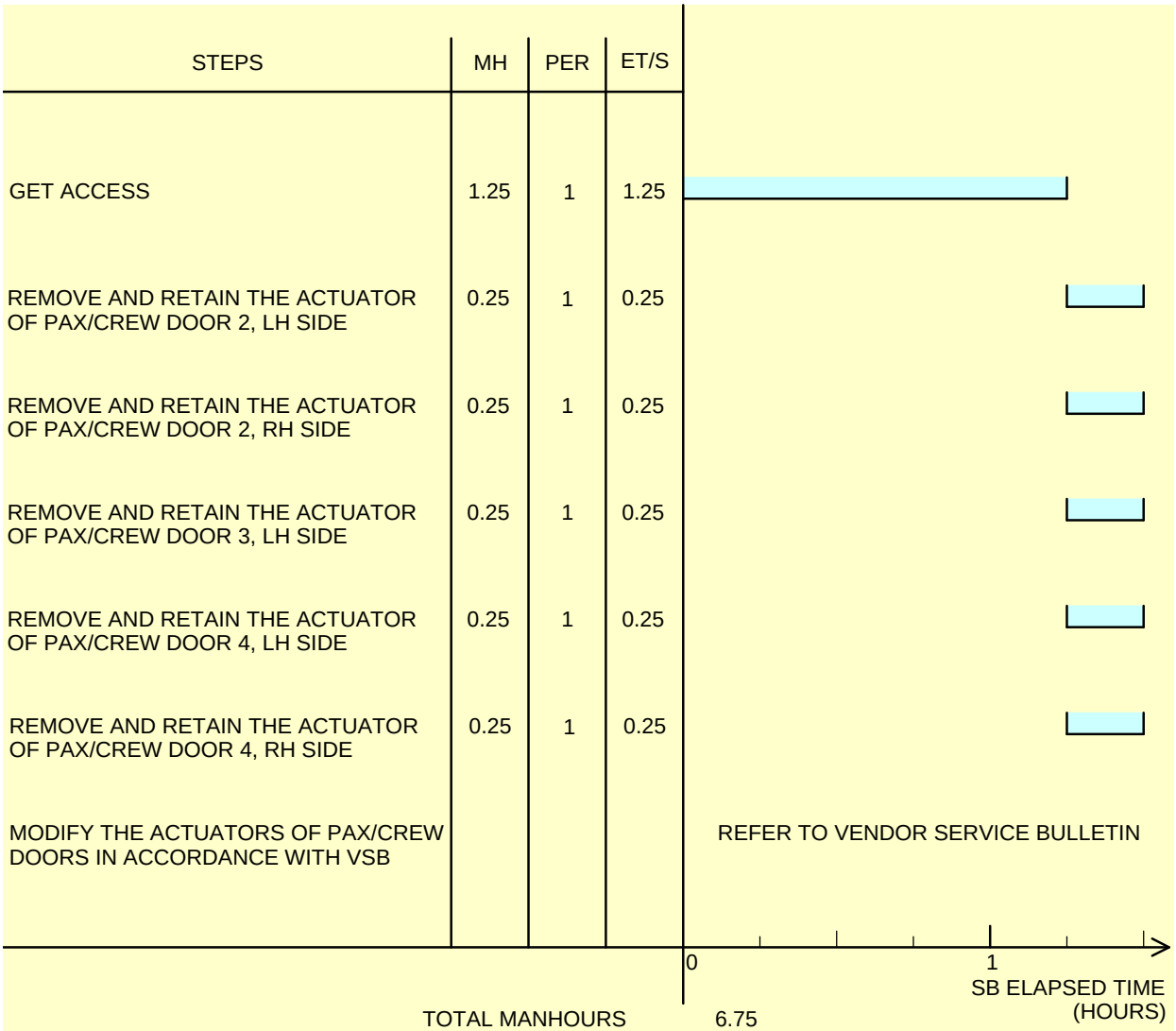

TOTAL MANHOURS 6.75
SB ELAPSED TIME 3.75

NOTE:

GANTT CHART CONTINUES ON SHEET 02.

01 THIS CHART IS ONLY A PROPOSAL.
OPERATORS MAY DETERMINE THAT ANOTHER WAY TO DO THE WORK IS MORE SUITABLE FOR THEM.

02 IF A VSB IS INVOLVED, THE ASSOCIATED MANHOURS ARE NOT REFLECTED IN THIS GANTT CHART.

MH : MANHOURS
PER: NUMBER OF PERSONS
ET/S: ELAPSED TIME PER STEP

ICN-A350-A-52XXP049-A-FAPE3-05PHZ-A-001-01

Figure ICN-A350-A-52XXP049-A-FAPE3-05PHZ-A-001-01 SHEET 1/3

CONF 004

ELAPSED TIME ASSUMPTION SERVICE BULLETIN No A350-52-P049 01 02

STEPS	MH	PER	ET/S
INSTALL THE ACTUATOR OF PAX/CREW DOOR 2, LH SIDE	0.25	1	0.25
INSTALL THE ACTUATOR OF PAX/CREW DOOR 2, RH SIDE	0.25	1	0.25
INSTALL THE ACTUATOR OF PAX/CREW DOOR 3, LH SIDE	0.25	1	0.25
INSTALL THE ACTUATOR OF PAX/CREW DOOR 4, LH SIDE	0.25	1	0.25
INSTALL THE ACTUATOR OF PAX/CREW DOOR 4, RH SIDE	0.25	1	0.25
RE-IDENTIFY THE PAX/CREW DOOR 2, LH SIDE	0.25	1	0.25
RE-IDENTIFY THE PAX/CREW DOOR 2, RH SIDE	0.25	1	0.25

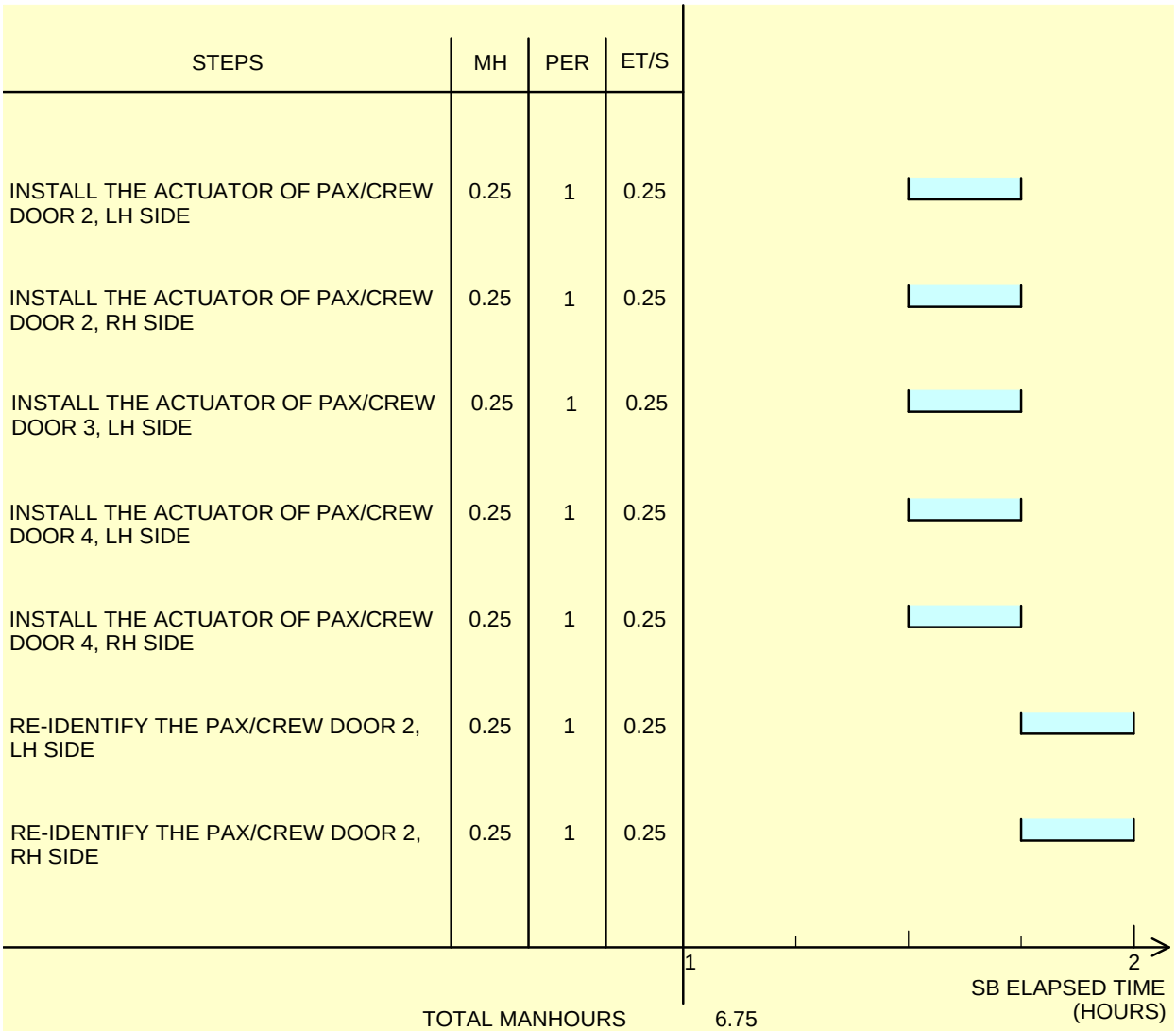

TOTAL MANHOURS 6.75
SB ELAPSED TIME 3.75

NOTE:

GANTT CHART CONTINUES ON SHEET 03.

01 THIS CHART IS ONLY A PROPOSAL.
OPERATORS MAY DETERMINE THAT ANOTHER WAY
TO DO THE WORK IS MORE SUITABLE FOR THEM.

02 IF A VSB IS INVOLVED, THE ASSOCIATED MANHOURS
ARE NOT REFLECTED IN THIS GANTT CHART.

MH : MANHOURS
PER: NUMBER OF PERSONS
ET/S: ELAPSED TIME PER STEP

ICN-A350-A-52XXP049-A-FAPE3-05PI0-A-001-01

Figure ICN-A350-A-52XXP049-A-FAPE3-05PI0-A-001-01 SHEET 2/3

CONF 004

ELAPSED TIME ASSUMPTION SERVICE BULLETIN No A350-52-P049 01 02

STEPS	MH	PER	ET/S
RE-IDENTIFY THE PAX/CREW DOOR 3, LH SIDE	0.25	1	0.25
RE-IDENTIFY THE PAX/CREW DOOR 4, LH SIDE	0.25	1	0.25
RE-IDENTIFY THE PAX/CREW DOOR 4, RH SIDE	0.25	1	0.25
TEST	0.50	1	0.50
CLOSE-UP	1.25	1	1.25

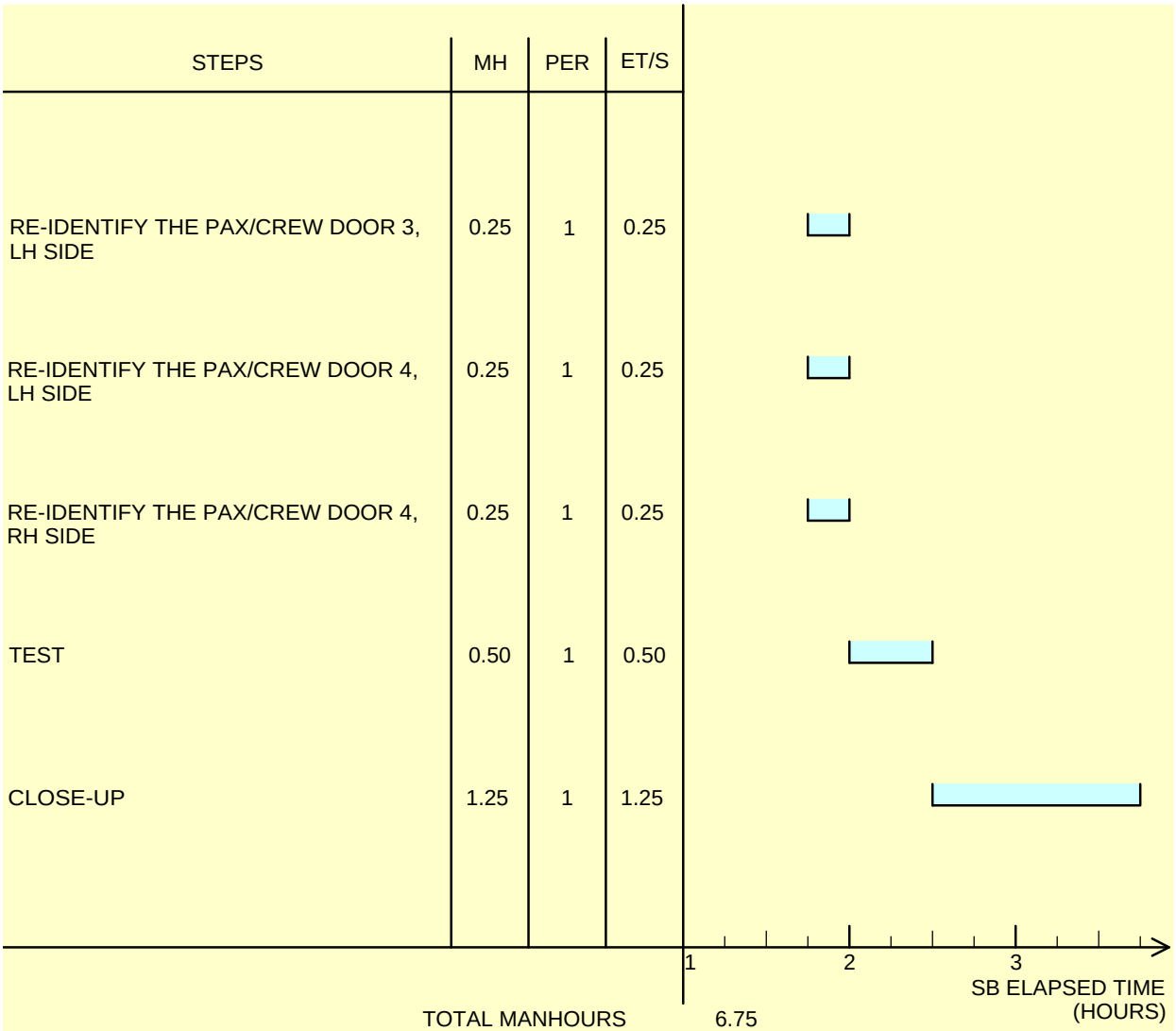

TOTAL MANHOURS 6.75
SB ELAPSED TIME 3.75

NOTE:

01 THIS CHART IS ONLY A PROPOSAL.
OPERATORS MAY DETERMINE THAT ANOTHER WAY
TO DO THE WORK IS MORE SUITABLE FOR THEM.

02 IF A VSB IS INVOLVED, THE ASSOCIATED MANHOURS
ARE NOT REFLECTED IN THIS GANTT CHART.

MH : MANHOURS
PER: NUMBER OF PERSONS
ET/S: ELAPSED TIME PER STEP

ICN-A350-A-52XXP049-A-FAPE3-05SU7-A-001-01

Figure ICN-A350-A-52XXP049-A-FAPE3-05SU7-A-001-01 SHEET 3/3

CONF 005

ELAPSED TIME ASSUMPTION SERVICE BULLETIN No A350-52-P049 01 02

STEPS	MH	PER	ET/S
GET ACCESS	1.75	1	1.75
REMOVE AND RETAIN THE ACTUATOR OF PAX/CREW DOOR 1, LH SIDE	0.25	1	0.25
REMOVE AND RETAIN THE ACTUATOR OF PAX/CREW DOOR 2, LH SIDE	0.25	1	0.25
REMOVE AND RETAIN THE ACTUATOR OF PAX/CREW DOOR 2, RH SIDE	0.25	1	0.25
REMOVE AND RETAIN THE ACTUATOR OF PAX/CREW DOOR 3, LH SIDE	0.25	1	0.25
REMOVE AND RETAIN THE ACTUATOR OF PAX/CREW DOOR 3, RH SIDE	0.25	1	0.25
REMOVE AND RETAIN THE ACTUATOR OF PAX/CREW DOOR 4, LH SIDE	0.25	1	0.25
REMOVE AND RETAIN THE ACTUATOR OF PAX/CREW DOOR 4, RH SIDE	0.25	1	0.25
MODIFY THE ACTUATORS OF PAX/CREW DOORS IN ACCORDANCE WITH VSB			REFER TO VENDOR SERVICE BULLETIN



TOTAL MANHOURS	9.45
SB ELAPSED TIME	4.95

NOTE:

GANTT CHART CONTINUES ON SHEET 02.

01 THIS CHART IS ONLY A PROPOSAL.
OPERATORS MAY DETERMINE THAT ANOTHER WAY TO DO THE WORK IS MORE SUITABLE FOR THEM.

02 IF A VSB IS INVOLVED, THE ASSOCIATED MANHOURS ARE NOT REFLECTED IN THIS GANTT CHART.

MH : MANHOURS
PER: NUMBER OF PERSONS
ET/S: ELAPSED TIME PER STEP

ICN-A350-A-52XXP049-A-FAPE3-05PHV-A-001-01

Figure ICN-A350-A-52XXP049-A-FAPE3-05PHV-A-001-01 SHEET 1/3

CONF 005

ELAPSED TIME ASSUMPTION SERVICE BULLETIN No A350-52-P049 01 02

STEPS	MH	PER	ET/S
INSTALL THE ACTUATOR OF PAX/CREW DOOR 1, LH SIDE	0.25	1	0.25
INSTALL THE ACTUATOR OF PAX/CREW DOOR 2, LH SIDE	0.25	1	0.25
INSTALL THE ACTUATOR OF PAX/CREW DOOR 2, RH SIDE	0.25	1	0.25
INSTALL THE ACTUATOR OF PAX/CREW DOOR 3, LH SIDE	0.25	1	0.25
INSTALL THE ACTUATOR OF PAX/CREW DOOR 3, RH SIDE	0.25	1	0.25
INSTALL THE ACTUATOR OF PAX/CREW DOOR 4, LH SIDE	0.25	1	0.25
INSTALL THE ACTUATOR OF PAX/CREW DOOR 4, RH SIDE	0.25	1	0.25
RE-IDENTIFY THE PAX/CREW DOOR 1, LH SIDE	0.25	1	0.25
RE-IDENTIFY THE PAX/CREW DOOR 2, LH SIDE	0.25	1	0.25

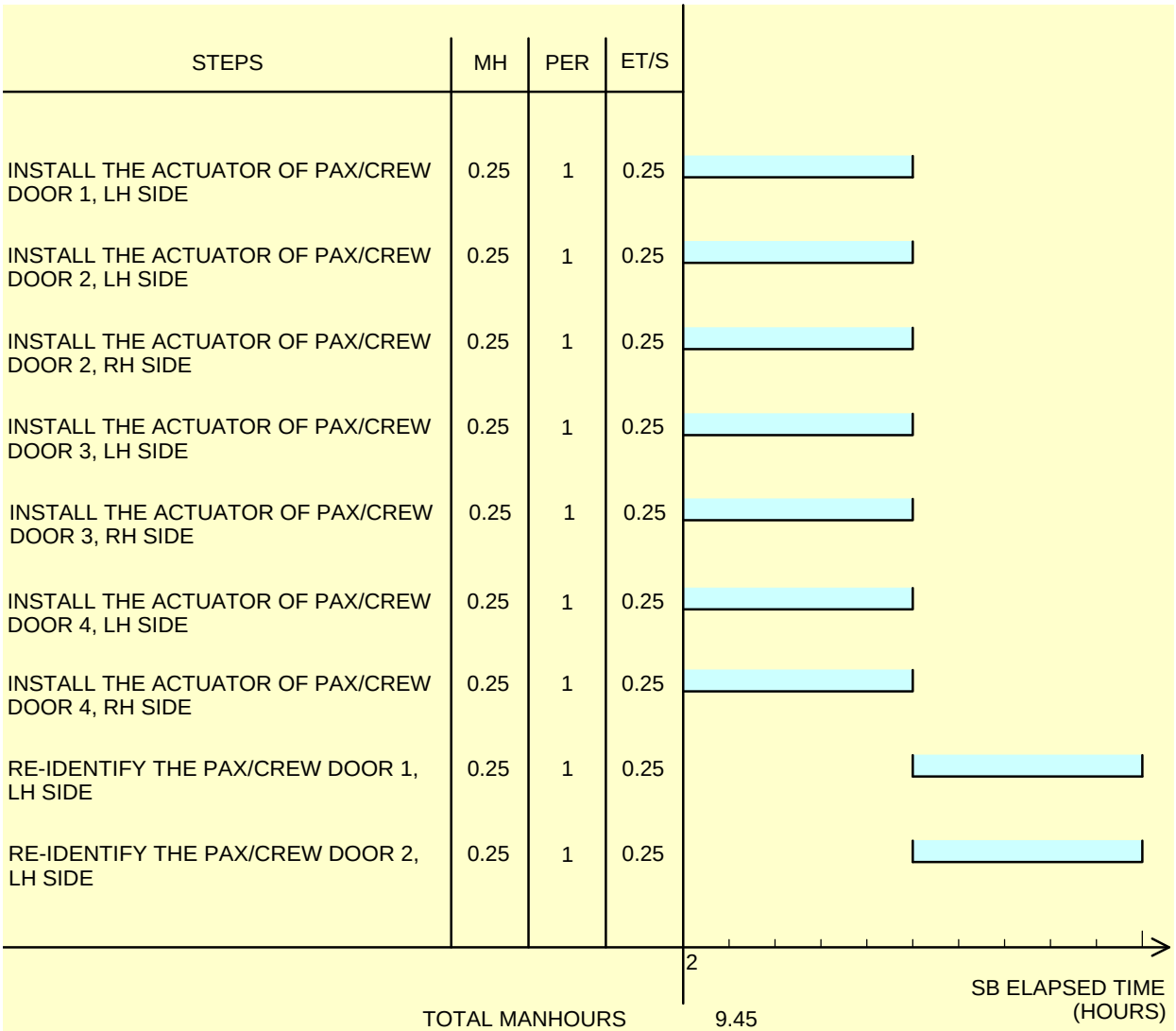

TOTAL MANHOURS 9.45
SB ELAPSED TIME 4.95

NOTE:

GANTT CHART CONTINUES ON SHEET 03.

01 THIS CHART IS ONLY A PROPOSAL.
OPERATORS MAY DETERMINE THAT ANOTHER WAY
TO DO THE WORK IS MORE SUITABLE FOR THEM.

02 IF A VSB IS INVOLVED, THE ASSOCIATED MANHOURS
ARE NOT REFLECTED IN THIS GANTT CHART.

MH : MANHOURS
PER: NUMBER OF PERSONS
ET/S: ELAPSED TIME PER STEP

ICN-A350-A-52XXP049-A-FAPE3-05PHW-A-001-01

Figure ICN-A350-A-52XXP049-A-FAPE3-05PHW-A-001-01 SHEET 2/3

CONF 005

ELAPSED TIME ASSUMPTION SERVICE BULLETIN No A350-52-P049 01 02

STEPS	MH	PER	ET/S
RE-IDENTIFY THE PAX/CREW DOOR 2, RH SIDE	0.25	1	0.25
RE-IDENTIFY THE PAX/CREW DOOR 3, LH SIDE	0.25	1	0.25
RE-IDENTIFY THE PAX/CREW DOOR 3, RH SIDE	0.25	1	0.25
RE-IDENTIFY THE PAX/CREW DOOR 4, LH SIDE	0.25	1	0.25
RE-IDENTIFY THE PAX/CREW DOOR 4, RH SIDE	0.25	1	0.25
TEST	0.70	1	0.70
CLOSE-UP	1.75	1	1.75
TOTAL MANHOURS	9.45		
SB ELAPSED TIME	4.95		

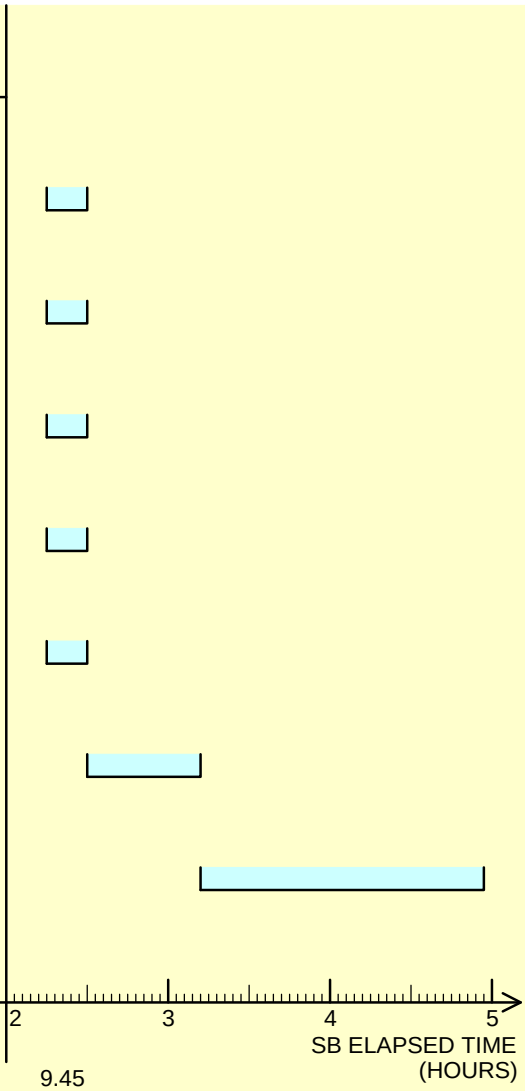

NOTE:

01 THIS CHART IS ONLY A PROPOSAL.
OPERATORS MAY DETERMINE THAT ANOTHER WAY
TO DO THE WORK IS MORE SUITABLE FOR THEM.

02 IF A VSB IS INVOLVED, THE ASSOCIATED MANHOURS
ARE NOT REFLECTED IN THIS GANTT CHART.

MH : MANHOURS
PER: NUMBER OF PERSONS
ET/S: ELAPSED TIME PER STEP

ICN-A350-A-52XXP049-A-FAPE3-05SU5-A-001-01

Figure ICN-A350-A-52XXP049-A-FAPE3-05SU5-A-001-01 SHEET 3/3

CONF 006

ELAPSED TIME ASSUMPTION SERVICE BULLETIN No A350-52-P049 01 02

STEPS	MH	PER	ET/S
GET ACCESS	1.50	1	1.50
REMOVE AND RETAIN THE ACTUATOR OF PAX/CREW DOOR 1, RH SIDE	0.25	1	0.25
REMOVE AND RETAIN THE ACTUATOR OF PAX/CREW DOOR 2, RH SIDE	0.25	1	0.25
REMOVE AND RETAIN THE ACTUATOR OF PAX/CREW DOOR 3, LH SIDE	0.25	1	0.25
REMOVE AND RETAIN THE ACTUATOR OF PAX/CREW DOOR 3, RH SIDE	0.25	1	0.25
REMOVE AND RETAIN THE ACTUATOR OF PAX/CREW DOOR 4, LH SIDE	0.25	1	0.25
REMOVE AND RETAIN THE ACTUATOR OF PAX/CREW DOOR 4, RH SIDE	0.25	1	0.25
MODIFY THE ACTUATORS OF PAX/CREW DOORS IN ACCORDANCE WITH VSB			REFER TO VENDOR SERVICE BULLETIN

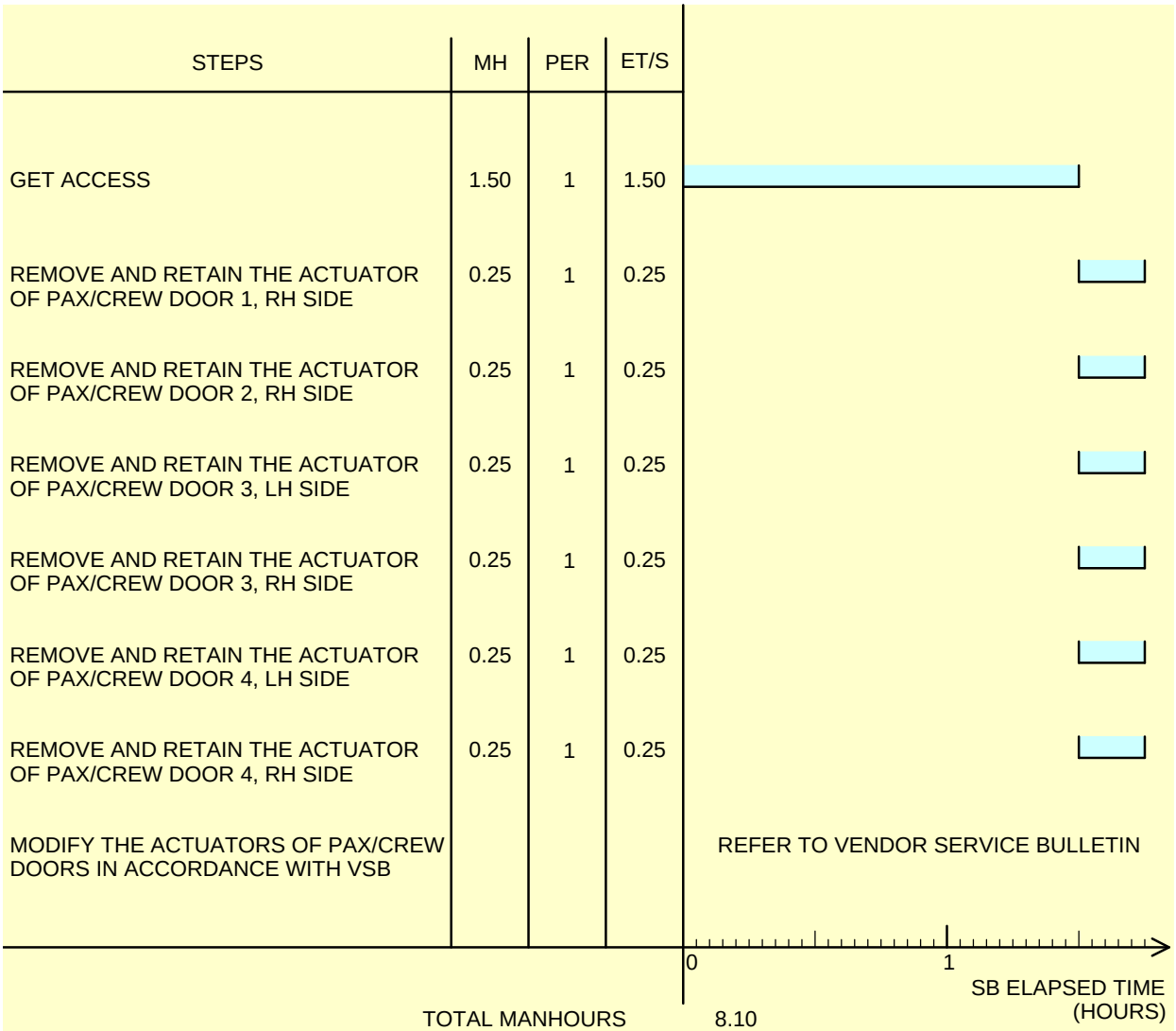

TOTAL MANHOURS 8.10
SB ELAPSED TIME 4.35

NOTE:

GANTT CHART CONTINUES ON SHEET 02.

01 THIS CHART IS ONLY A PROPOSAL.
OPERATORS MAY DETERMINE THAT ANOTHER WAY TO DO THE WORK IS MORE SUITABLE FOR THEM.

02 IF A VSB IS INVOLVED, THE ASSOCIATED MANHOURS ARE NOT REFLECTED IN THIS GANTT CHART.

MH : MANHOURS
PER: NUMBER OF PERSONS
ET/S: ELAPSED TIME PER STEP

ICN-A350-A-52XXP049-A-FAPE3-05PHX-A-001-01

Figure ICN-A350-A-52XXP049-A-FAPE3-05PHX-A-001-01 SHEET 1/3

CONF 006

ELAPSED TIME ASSUMPTION SERVICE BULLETIN No A350-52-P049 01 02

STEPS	MH	PER	ET/S
INSTALL THE ACTUATOR OF PAX/CREW DOOR 1, RH SIDE	0.25	1	0.25
INSTALL THE ACTUATOR OF PAX/CREW DOOR 2, RH SIDE	0.25	1	0.25
INSTALL THE ACTUATOR OF PAX/CREW DOOR 3, LH SIDE	0.25	1	0.25
INSTALL THE ACTUATOR OF PAX/CREW DOOR 3, RH SIDE	0.25	1	0.25
INSTALL THE ACTUATOR OF PAX/CREW DOOR 4, LH SIDE	0.25	1	0.25
INSTALL THE ACTUATOR OF PAX/CREW DOOR 4, RH SIDE	0.25	1	0.25
RE-IDENTIFY THE PAX/CREW DOOR 1, RH SIDE	0.25	1	0.25
RE-IDENTIFY THE PAX/CREW DOOR 2, RH SIDE	0.25	1	0.25
TOTAL MANHOURS	8.10		
SB ELAPSED TIME	4.35		

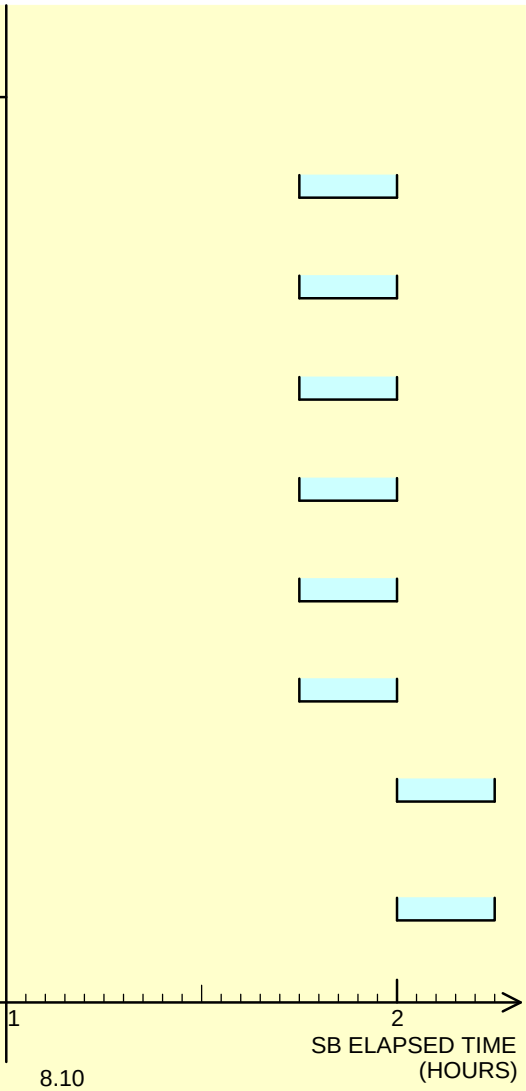

NOTE:

GANTT CHART CONTINUES ON SHEET 03.

01 THIS CHART IS ONLY A PROPOSAL.
OPERATORS MAY DETERMINE THAT ANOTHER WAY
TO DO THE WORK IS MORE SUITABLE FOR THEM.

02 IF A VSB IS INVOLVED, THE ASSOCIATED MANHOURS
ARE NOT REFLECTED IN THIS GANTT CHART.

MH : MANHOURS
PER: NUMBER OF PERSONS
ET/S: ELAPSED TIME PER STEP

ICN-A350-A-52XXP049-A-FAPE3-05PHY-A-001-01

Figure ICN-A350-A-52XXP049-A-FAPE3-05PHY-A-001-01 SHEET 2/3

CONF 006

ELAPSED TIME ASSUMPTION SERVICE BULLETIN No A350-52-P049 01 02

STEPS	MH	PER	ET/S
RE-IDENTIFY THE PAX/CREW DOOR 3, LH SIDE	0.25	1	0.25
RE-IDENTIFY THE PAX/CREW DOOR 3, RH SIDE	0.25	1	0.25
RE-IDENTIFY THE PAX/CREW DOOR 4, LH SIDE	0.25	1	0.25
RE-IDENTIFY THE PAX/CREW DOOR 4, RH SIDE	0.25	1	0.25
TEST	0.60	1	0.60
CLOSE-UP	1.50	1	1.50
TOTAL MANHOURS	8.10		
SB ELAPSED TIME	4.35		

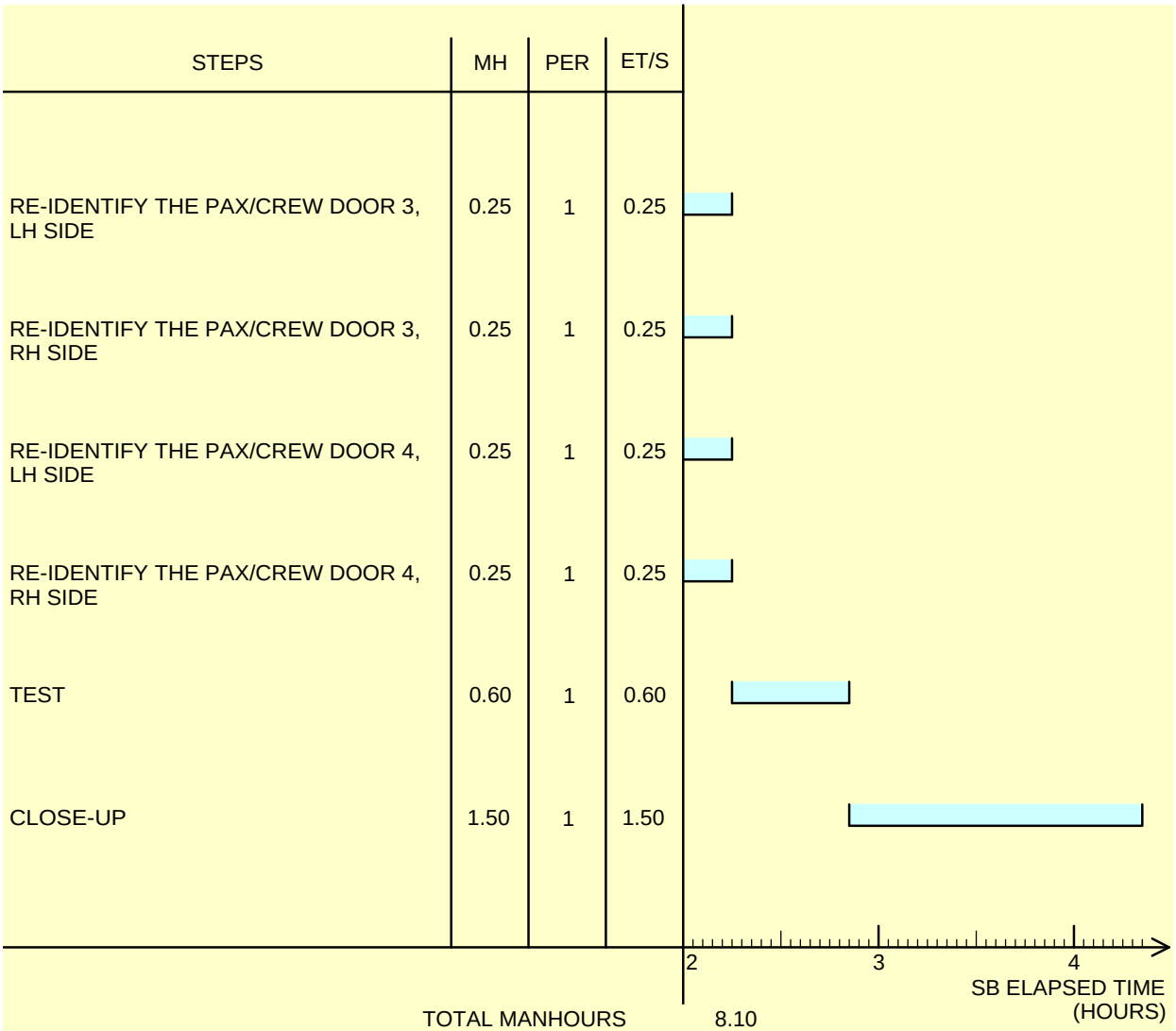

NOTE:

01 THIS CHART IS ONLY A PROPOSAL.
OPERATORS MAY DETERMINE THAT ANOTHER WAY
TO DO THE WORK IS MORE SUITABLE FOR THEM.

02 IF A VSB IS INVOLVED, THE ASSOCIATED MANHOURS
ARE NOT REFLECTED IN THIS GANTT CHART.

MH : MANHOURS
PER: NUMBER OF PERSONS
ET/S: ELAPSED TIME PER STEP

ICN-A350-A-52XXP049-A-FAPE3-05SU6-A-001-01

Figure ICN-A350-A-52XXP049-A-FAPE3-05SU6-A-001-01 SHEET 3/3

CONF 007

ELAPSED TIME ASSUMPTION SERVICE BULLETIN No A350-52-P049 01 02

STEPS	MH	PER	ET/S
GET ACCESS	1.50	1	1.50
REMOVE AND RETAIN THE ACTUATOR OF PAX/CREW DOOR 1, LH SIDE	0.25	1	0.25
REMOVE AND RETAIN THE ACTUATOR OF PAX/CREW DOOR 2, LH SIDE	0.25	1	0.25
REMOVE AND RETAIN THE ACTUATOR OF PAX/CREW DOOR 2, RH SIDE	0.25	1	0.25
REMOVE AND RETAIN THE ACTUATOR OF PAX/CREW DOOR 3, LH SIDE	0.25	1	0.25
REMOVE AND RETAIN THE ACTUATOR OF PAX/CREW DOOR 3, RH SIDE	0.25	1	0.25
REMOVE AND RETAIN THE ACTUATOR OF PAX/CREW DOOR 4, LH SIDE	0.25	1	0.25
MODIFY THE ACTUATORS OF PAX/CREW DOORS IN ACCORDANCE WITH VSB			REFER TO VENDOR SERVICE BULLETIN

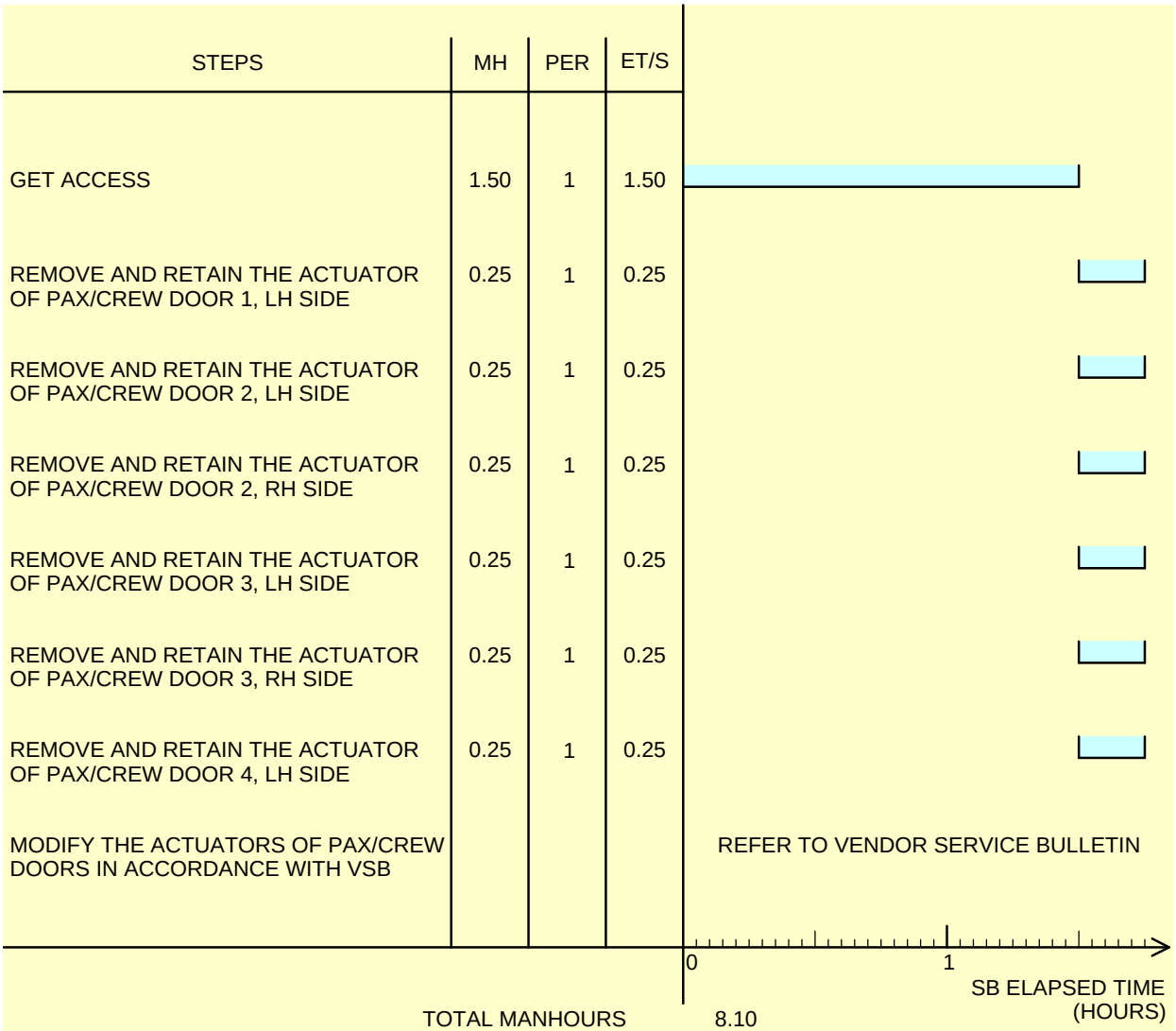

TOTAL MANHOURS 8.10
SB ELAPSED TIME 4.35

NOTE:

GANTT CHART CONTINUES ON SHEET 02.

01 THIS CHART IS ONLY A PROPOSAL.
OPERATORS MAY DETERMINE THAT ANOTHER WAY TO DO THE WORK IS MORE SUITABLE FOR THEM.

02 IF A VSB IS INVOLVED, THE ASSOCIATED MANHOURS ARE NOT REFLECTED IN THIS GANTT CHART.

MH : MANHOURS
PER: NUMBER OF PERSONS
ET/S: ELAPSED TIME PER STEP

ICN-A350-A-52XXP049-A-FAPE3-05PI7-A-001-01

Figure ICN-A350-A-52XXP049-A-FAPE3-05PI7-A-001-01 SHEET 1/3

CONF 007

ELAPSED TIME ASSUMPTION SERVICE BULLETIN No A350-52-P049 01 02

STEPS	MH	PER	ET/S
INSTALL THE ACTUATOR OF PAX/CREW DOOR 1, LH SIDE	0.25	1	0.25
INSTALL THE ACTUATOR OF PAX/CREW DOOR 2, LH SIDE	0.25	1	0.25
INSTALL THE ACTUATOR OF PAX/CREW DOOR 2, RH SIDE	0.25	1	0.25
INSTALL THE ACTUATOR OF PAX/CREW DOOR 3, LH SIDE	0.25	1	0.25
INSTALL THE ACTUATOR OF PAX/CREW DOOR 3, RH SIDE	0.25	1	0.25
INSTALL THE ACTUATOR OF PAX/CREW DOOR 4, LH SIDE	0.25	1	0.25
RE-IDENTIFY THE PAX/CREW DOOR 1, LH SIDE	0.25	1	0.25
RE-IDENTIFY THE PAX/CREW DOOR 2, LH SIDE	0.25	1	0.25

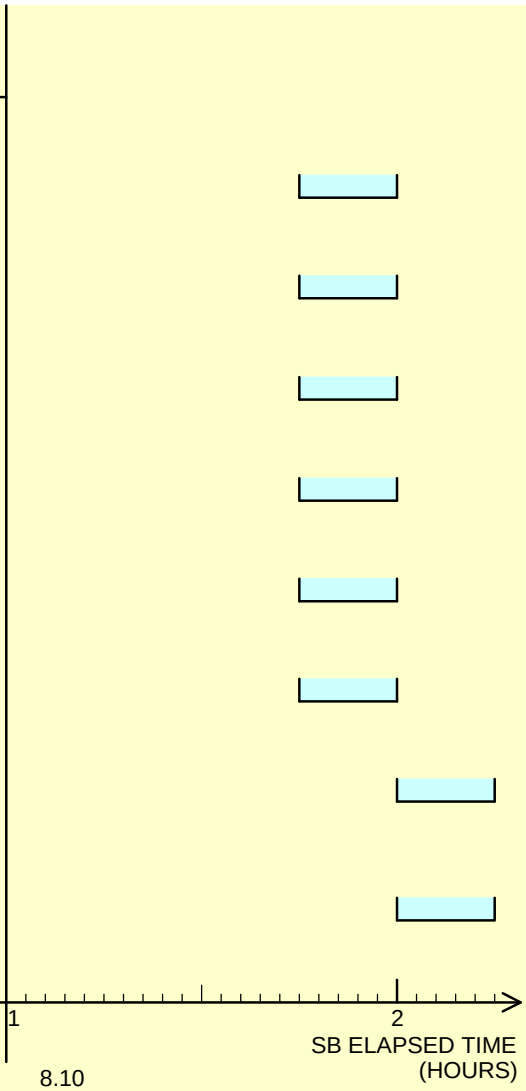

TOTAL MANHOURS	8.10
SB ELAPSED TIME	4.35

NOTE:

GANTT CHART CONTINUES ON SHEET 03.

01 THIS CHART IS ONLY A PROPOSAL.
OPERATORS MAY DETERMINE THAT ANOTHER WAY TO DO THE WORK IS MORE SUITABLE FOR THEM.

02 IF A VSB IS INVOLVED, THE ASSOCIATED MANHOURS ARE NOT REFLECTED IN THIS GANTT CHART.

MH : MANHOURS
PER: NUMBER OF PERSONS
ET/S: ELAPSED TIME PER STEP

ICN-A350-A-52XXP049-A-FAPE3-05PI8-A-001-01

Figure ICN-A350-A-52XXP049-A-FAPE3-05PI8-A-001-01 SHEET 2/3

CONF 007

ELAPSED TIME ASSUMPTION SERVICE BULLETIN No A350-52-P049 01 02

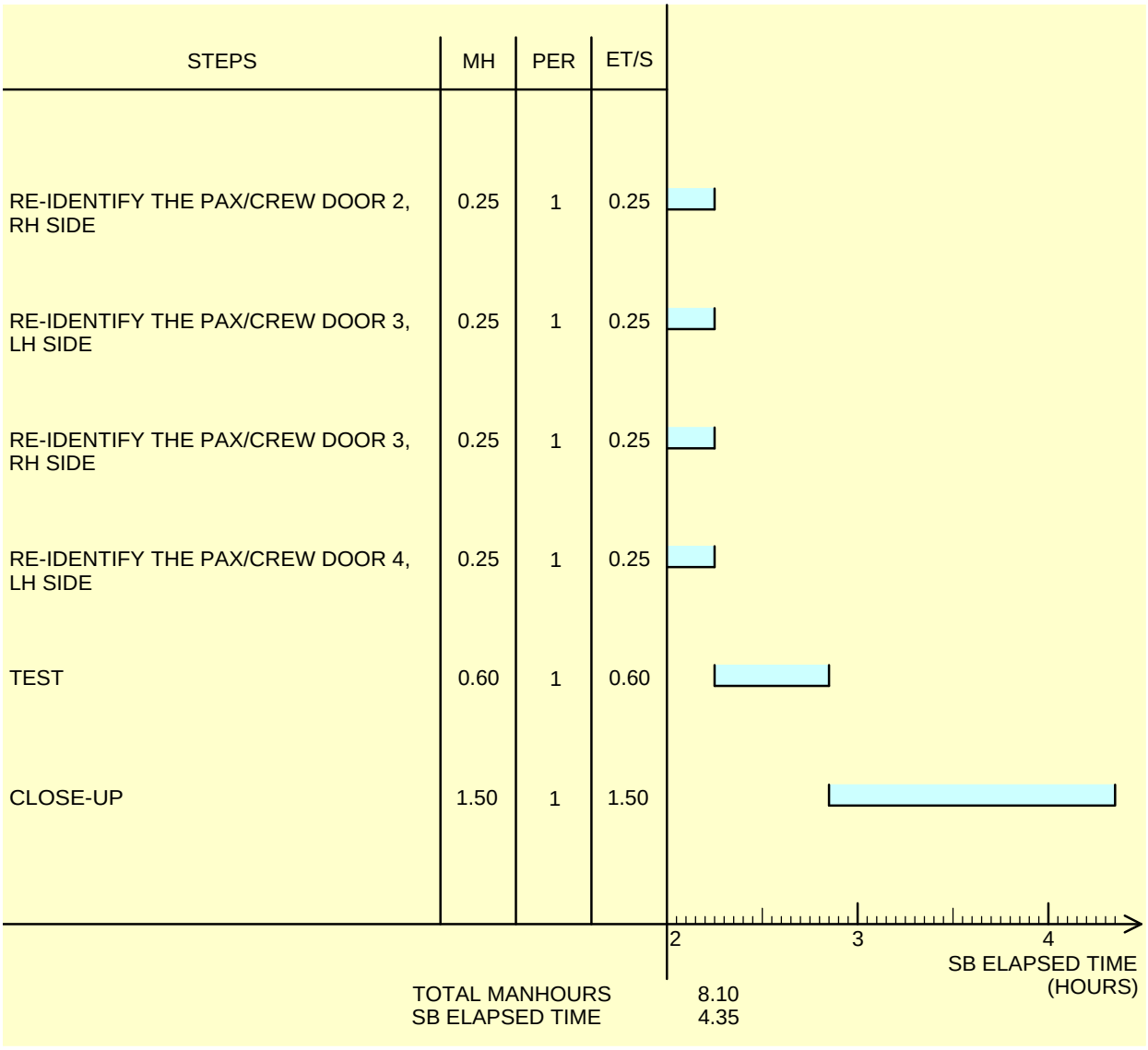

NOTE:

01 THIS CHART IS ONLY A PROPOSAL.
OPERATORS MAY DETERMINE THAT ANOTHER WAY TO DO THE WORK IS MORE SUITABLE FOR THEM.

02 IF A VSB IS INVOLVED, THE ASSOCIATED MANHOURS ARE NOT REFLECTED IN THIS GANTT CHART.

MH : MANHOURS
PER: NUMBER OF PERSONS
ET/S: ELAPSED TIME PER STEP

ICN-A350-A-52XXP049-A-FAPE3-05SUB-A-001-01

Figure ICN-A350-A-52XXP049-A-FAPE3-05SUB-A-001-01 SHEET 3/3

CONF 008

ELAPSED TIME ASSUMPTION SERVICE BULLETIN No A350-52-P049 01 02

STEPS	MH	PER	ET/S
GET ACCESS	1.75	1	1.75
REMOVE AND RETAIN THE ACTUATOR OF PAX/CREW DOOR 1, RH SIDE	0.25	1	0.25
REMOVE AND RETAIN THE ACTUATOR OF PAX/CREW DOOR 2, LH SIDE	0.25	1	0.25
REMOVE AND RETAIN THE ACTUATOR OF PAX/CREW DOOR 2, RH SIDE	0.25	1	0.25
REMOVE AND RETAIN THE ACTUATOR OF PAX/CREW DOOR 3, LH SIDE	0.25	1	0.25
REMOVE AND RETAIN THE ACTUATOR OF PAX/CREW DOOR 3, RH SIDE	0.25	1	0.25
REMOVE AND RETAIN THE ACTUATOR OF PAX/CREW DOOR 4, LH SIDE	0.25	1	0.25
REMOVE AND RETAIN THE ACTUATOR OF PAX/CREW DOOR 4, RH SIDE	0.25	1	0.25
MODIFY THE ACTUATORS OF PAX/CREW DOORS IN ACCORDANCE WITH VSB			REFER TO VENDOR SERVICE BULLETIN

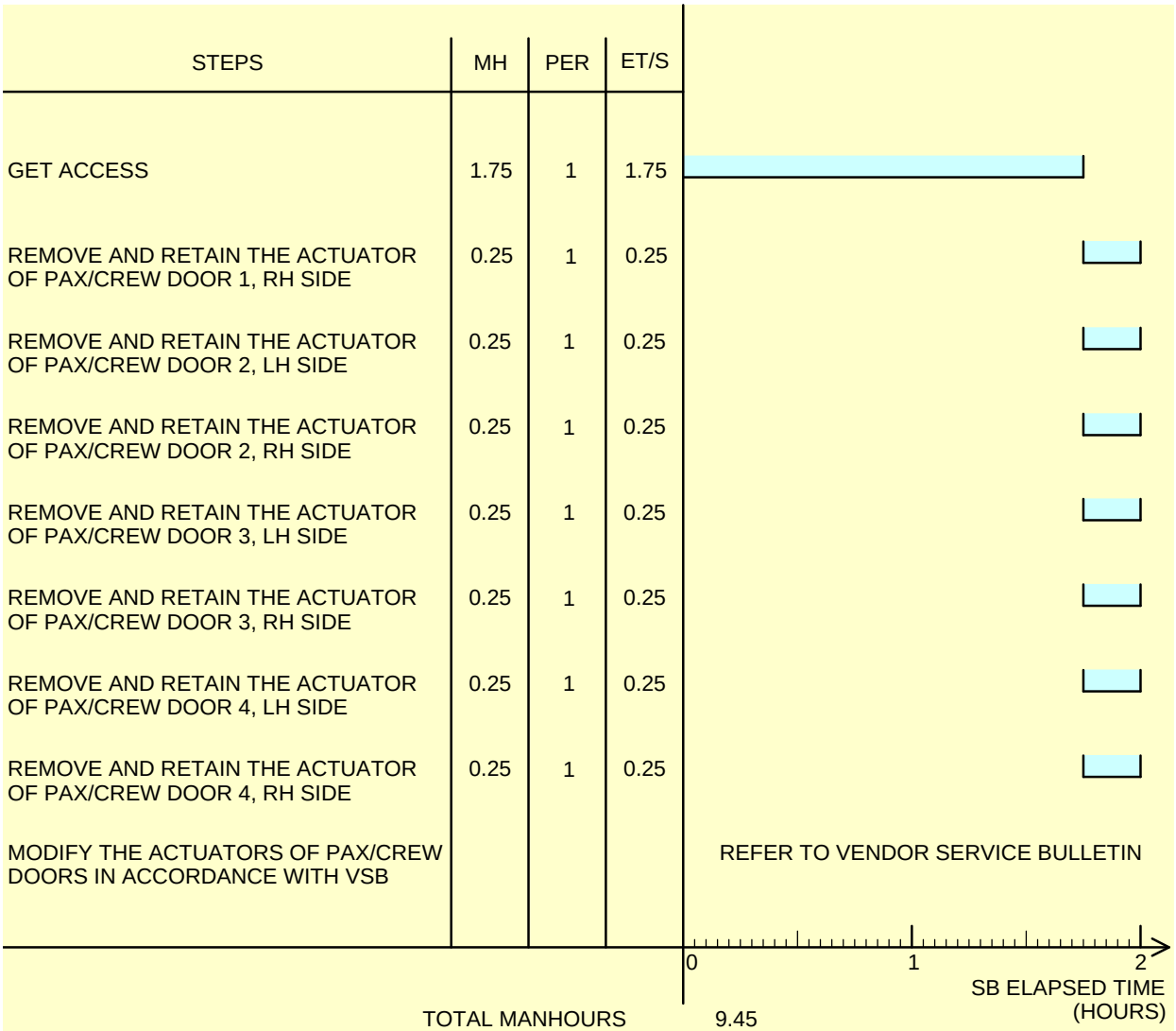

TOTAL MANHOURS 9.45
SB ELAPSED TIME 4.95

NOTE:

GANTT CHART CONTINUES ON SHEET 02.

01 THIS CHART IS ONLY A PROPOSAL.
OPERATORS MAY DETERMINE THAT ANOTHER WAY TO DO THE WORK IS MORE SUITABLE FOR THEM.

02 IF A VSB IS INVOLVED, THE ASSOCIATED MANHOURS ARE NOT REFLECTED IN THIS GANTT CHART.

MH : MANHOURS
PER: NUMBER OF PERSONS
ET/S: ELAPSED TIME PER STEP

ICN-A350-A-52XXP049-A-FAPE3-05PI9-A-001-01

Figure ICN-A350-A-52XXP049-A-FAPE3-05PI9-A-001-01 SHEET 1/3

CONF 008

ELAPSED TIME ASSUMPTION SERVICE BULLETIN No A350-52-P049 01 02

STEPS	MH	PER	ET/S
INSTALL THE ACTUATOR OF PAX/CREW DOOR 1, RH SIDE	0.25	1	0.25
INSTALL THE ACTUATOR OF PAX/CREW DOOR 2, LH SIDE	0.25	1	0.25
INSTALL THE ACTUATOR OF PAX/CREW DOOR 2, RH SIDE	0.25	1	0.25
INSTALL THE ACTUATOR OF PAX/CREW DOOR 3, LH SIDE	0.25	1	0.25
INSTALL THE ACTUATOR OF PAX/CREW DOOR 3, RH SIDE	0.25	1	0.25
INSTALL THE ACTUATOR OF PAX/CREW DOOR 4, LH SIDE	0.25	1	0.25
INSTALL THE ACTUATOR OF PAX/CREW DOOR 4, RH SIDE	0.25	1	0.25
RE-IDENTIFY THE PAX/CREW DOOR 1, RH SIDE	0.25	1	0.25
RE-IDENTIFY THE PAX/CREW DOOR 2, LH SIDE	0.25	1	0.25

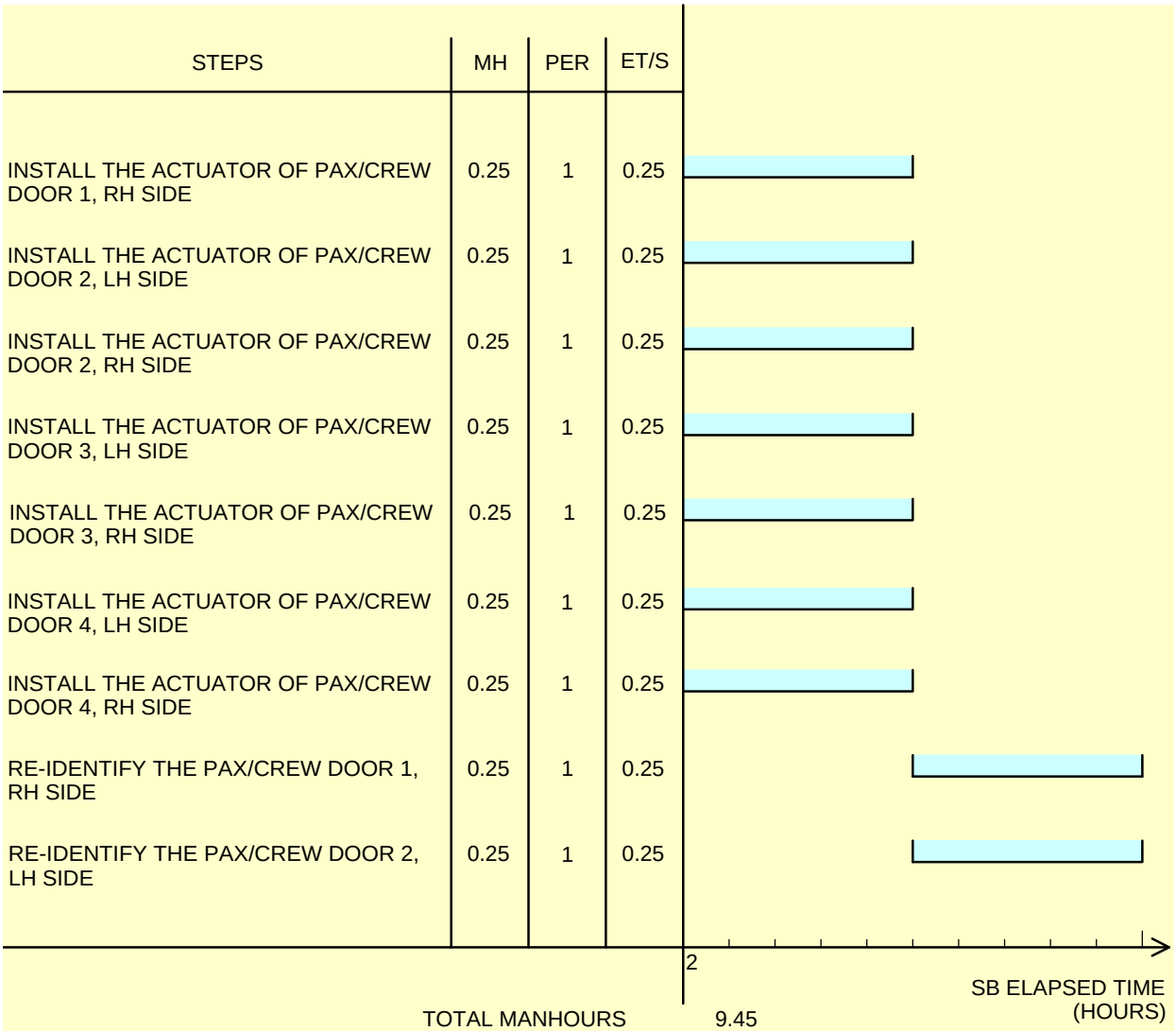

TOTAL MANHOURS 9.45
SB ELAPSED TIME 4.95

NOTE:

GANTT CHART CONTINUES ON SHEET 03.

01 THIS CHART IS ONLY A PROPOSAL.
OPERATORS MAY DETERMINE THAT ANOTHER WAY
TO DO THE WORK IS MORE SUITABLE FOR THEM.

02 IF A VSB IS INVOLVED, THE ASSOCIATED MANHOURS
ARE NOT REFLECTED IN THIS GANTT CHART.

MH : MANHOURS
PER: NUMBER OF PERSONS
ET/S: ELAPSED TIME PER STEP

ICN-A350-A-52XXP049-A-FAPE3-05PIA-A-001-01

Figure ICN-A350-A-52XXP049-A-FAPE3-05PIA-A-001-01 SHEET 2/3

CONF 008

ELAPSED TIME ASSUMPTION SERVICE BULLETIN No A350-52-P049 01 02

STEPS	MH	PER	ET/S
RE-IDENTIFY THE PAX/CREW DOOR 2, RH SIDE	0.25	1	0.25
RE-IDENTIFY THE PAX/CREW DOOR 3, LH SIDE	0.25	1	0.25
RE-IDENTIFY THE PAX/CREW DOOR 3, RH SIDE	0.25	1	0.25
RE-IDENTIFY THE PAX/CREW DOOR 4, LH SIDE	0.25	1	0.25
RE-IDENTIFY THE PAX/CREW DOOR 4, RH SIDE	0.25	1	0.25
TEST	0.70	1	0.70
CLOSE-UP	1.75	1	1.75
TOTAL MANHOURS	9.45		
SB ELAPSED TIME	4.95		

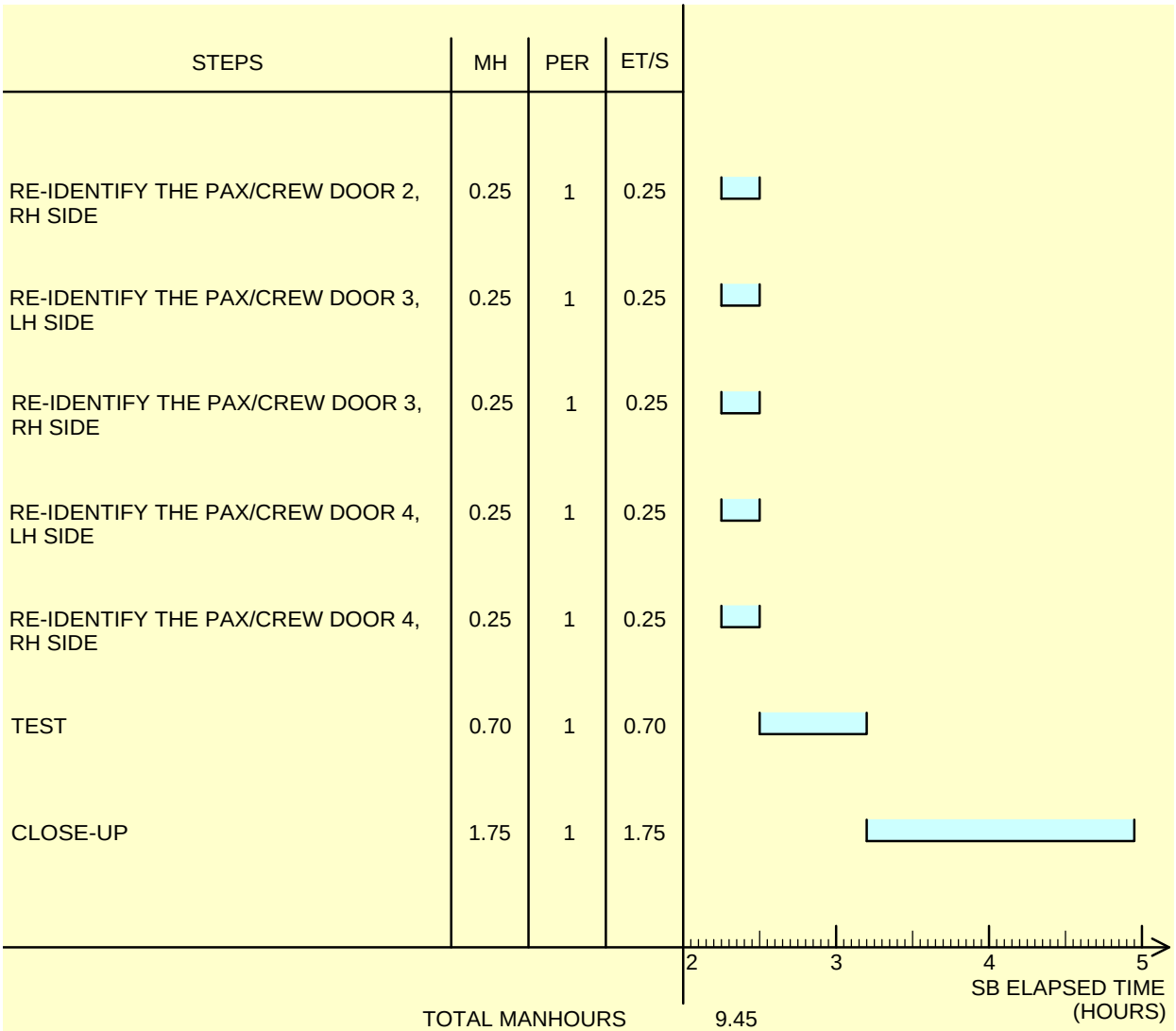

NOTE:

01 THIS CHART IS ONLY A PROPOSAL.
OPERATORS MAY DETERMINE THAT ANOTHER WAY
TO DO THE WORK IS MORE SUITABLE FOR THEM.

02 IF A VSB IS INVOLVED, THE ASSOCIATED MANHOURS
ARE NOT REFLECTED IN THIS GANTT CHART.

MH : MANHOURS
PER: NUMBER OF PERSONS
ET/S: ELAPSED TIME PER STEP

ICN-A350-A-52XXP049-A-FAPE3-05SUC-A-001-01

Figure ICN-A350-A-52XXP049-A-FAPE3-05SUC-A-001-01 SHEET 3/3

CONF 009

ELAPSED TIME ASSUMPTION SERVICE BULLETIN No A350-52-P049 01 02

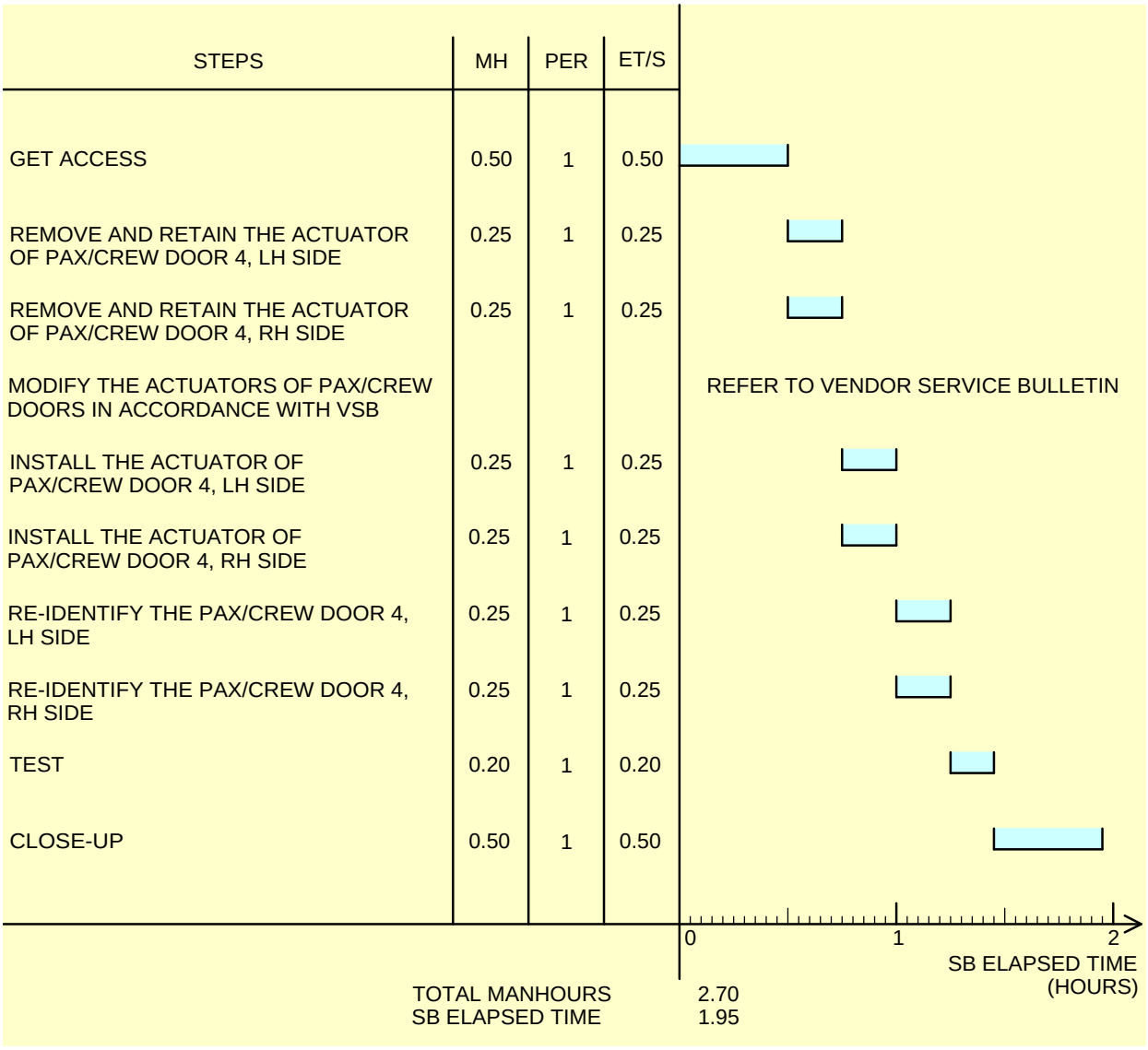

NOTE:

01 THIS CHART IS ONLY A PROPOSAL.
OPERATORS MAY DETERMINE THAT ANOTHER WAY TO DO THE WORK IS MORE SUITABLE FOR THEM.

02 IF A VSB IS INVOLVED, THE ASSOCIATED MANHOURS ARE NOT REFLECTED IN THIS GANTT CHART.

MH : MANHOURS
PER: NUMBER OF PERSONS
ET/S: ELAPSED TIME PER STEP

ICN-A350-A-52XXP049-A-FAPE3-05PIB-A-001-01

Figure ICN-A350-A-52XXP049-A-FAPE3-05PIB-A-001-01 SHEET 1/1

CONF 010

ELAPSED TIME ASSUMPTION SERVICE BULLETIN No A350-52-P049 01 02

STEPS	MH	PER	ET/S
GET ACCESS	1.50	1	1.50
REMOVE AND RETAIN THE ACTUATOR OF PAX/CREW DOOR 1, LH SIDE	0.25	1	0.25
REMOVE AND RETAIN THE ACTUATOR OF PAX/CREW DOOR 1, RH SIDE	0.25	1	0.25
REMOVE AND RETAIN THE ACTUATOR OF PAX/CREW DOOR 2, RH SIDE	0.25	1	0.25
REMOVE AND RETAIN THE ACTUATOR OF PAX/CREW DOOR 3, RH SIDE	0.25	1	0.25
REMOVE AND RETAIN THE ACTUATOR OF PAX/CREW DOOR 4, LH SIDE	0.25	1	0.25
REMOVE AND RETAIN THE ACTUATOR OF PAX/CREW DOOR 4, RH SIDE	0.25	1	0.25
MODIFY THE ACTUATORS OF PAX/CREW DOORS IN ACCORDANCE WITH VSB			REFER TO VENDOR SERVICE BULLETIN

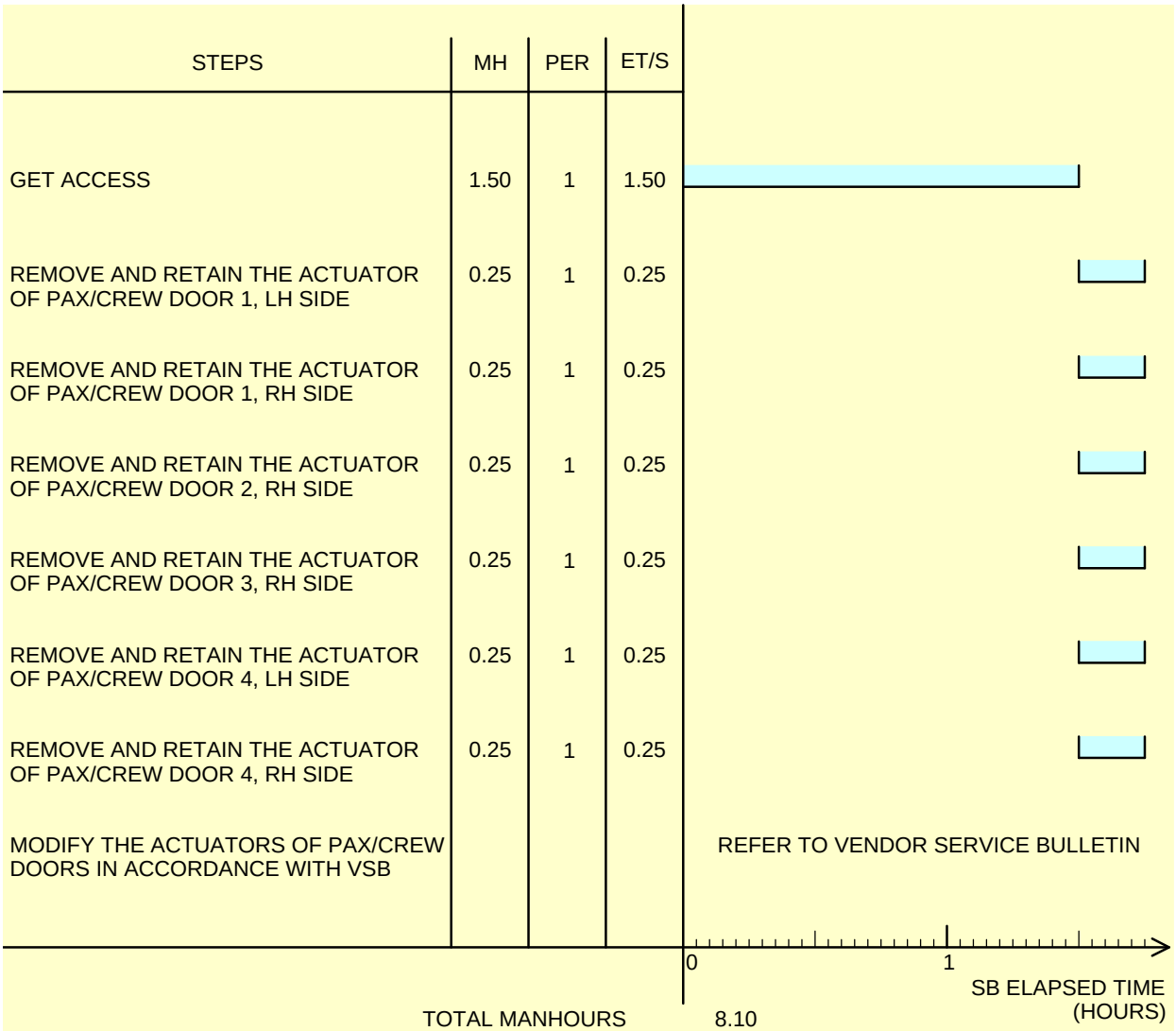

TOTAL MANHOURS 8.10
SB ELAPSED TIME 4.35

NOTE:

GANTT CHART CONTINUES ON SHEET 02.

01 THIS CHART IS ONLY A PROPOSAL.
OPERATORS MAY DETERMINE THAT ANOTHER WAY TO DO THE WORK IS MORE SUITABLE FOR THEM.

02 IF A VSB IS INVOLVED, THE ASSOCIATED MANHOURS ARE NOT REFLECTED IN THIS GANTT CHART.

MH : MANHOURS
PER: NUMBER OF PERSONS
ET/S: ELAPSED TIME PER STEP

ICN-A350-A-52XXP049-A-FAPE3-05PI1-A-001-01

Figure ICN-A350-A-52XXP049-A-FAPE3-05PI1-A-001-01 SHEET 1/3

CONF 010

ELAPSED TIME ASSUMPTION SERVICE BULLETIN No A350-52-P049 01 02

STEPS	MH	PER	ET/S
INSTALL THE ACTUATOR OF PAX/CREW DOOR 1, LH SIDE	0.25	1	0.25
INSTALL THE ACTUATOR OF PAX/CREW DOOR 1, RH SIDE	0.25	1	0.25
INSTALL THE ACTUATOR OF PAX/CREW DOOR 2, RH SIDE	0.25	1	0.25
INSTALL THE ACTUATOR OF PAX/CREW DOOR 3, RH SIDE	0.25	1	0.25
INSTALL THE ACTUATOR OF PAX/CREW DOOR 4, LH SIDE	0.25	1	0.25
INSTALL THE ACTUATOR OF PAX/CREW DOOR 4, RH SIDE	0.25	1	0.25
RE-IDENTIFY THE PAX/CREW DOOR 1, LH SIDE	0.25	1	0.25
RE-IDENTIFY THE PAX/CREW DOOR 1, RH SIDE	0.25	1	0.25

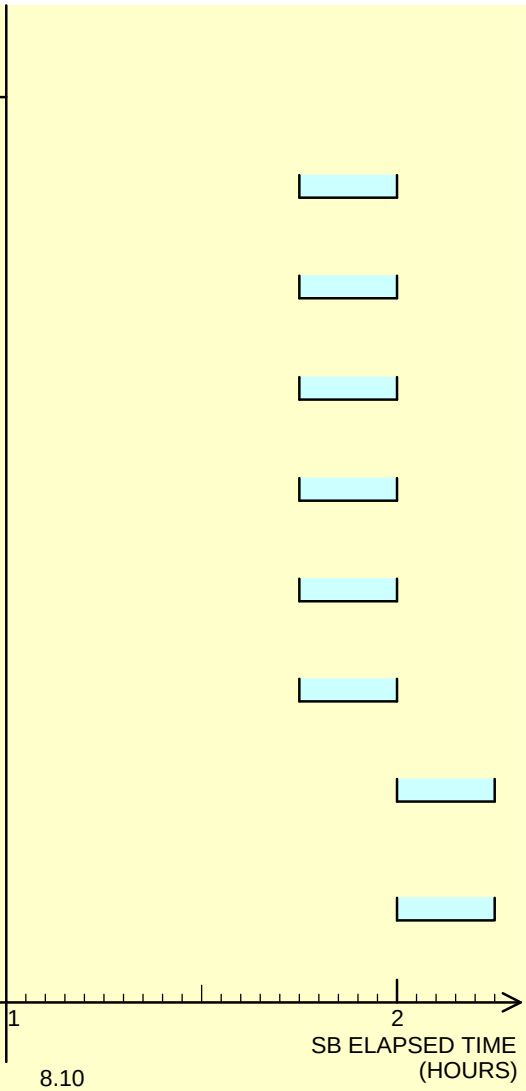

TOTAL MANHOURS	8.10
SB ELAPSED TIME	4.35

NOTE:

GANTT CHART CONTINUES ON SHEET 03.

01 THIS CHART IS ONLY A PROPOSAL.
OPERATORS MAY DETERMINE THAT ANOTHER WAY TO DO THE WORK IS MORE SUITABLE FOR THEM.

02 IF A VSB IS INVOLVED, THE ASSOCIATED MANHOURS ARE NOT REFLECTED IN THIS GANTT CHART.

MH : MANHOURS
PER: NUMBER OF PERSONS
ET/S: ELAPSED TIME PER STEP

ICN-A350-A-52XXP049-A-FAPE3-05PI2-A-001-01

Figure ICN-A350-A-52XXP049-A-FAPE3-05PI2-A-001-01 SHEET 2/3

CONF 010

ELAPSED TIME ASSUMPTION SERVICE BULLETIN No A350-52-P049 01 02

STEPS	MH	PER	ET/S
RE-IDENTIFY THE PAX/CREW DOOR 2, RH SIDE	0.25	1	0.25
RE-IDENTIFY THE PAX/CREW DOOR 3, RH SIDE	0.25	1	0.25
RE-IDENTIFY THE PAX/CREW DOOR 4, LH SIDE	0.25	1	0.25
RE-IDENTIFY THE PAX/CREW DOOR 4, RH SIDE	0.25	1	0.25
TEST	0.60	1	0.60
CLOSE-UP	1.50	1	1.50

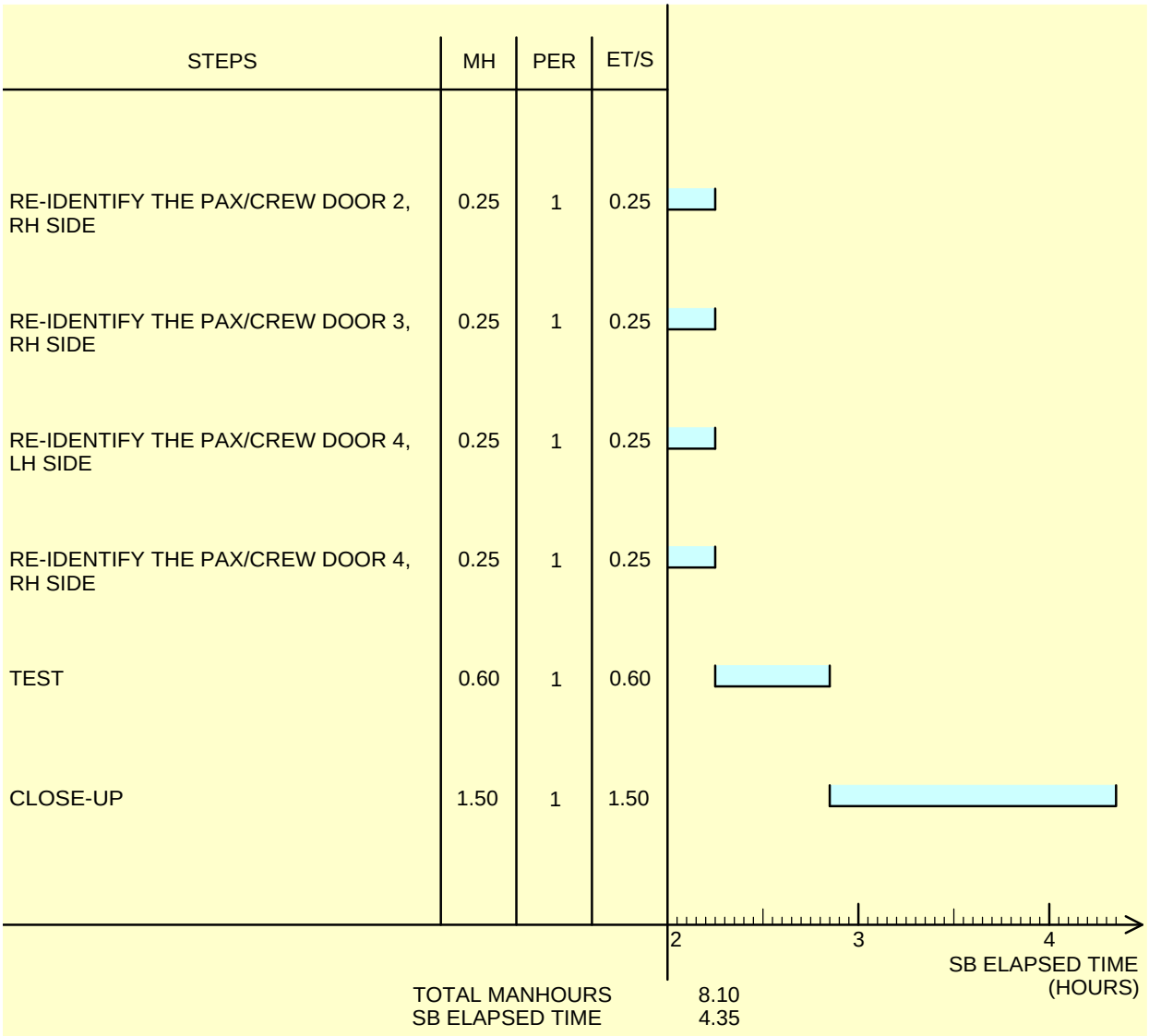

TOTAL MANHOURS 8.10
SB ELAPSED TIME 4.35

NOTE:

01 THIS CHART IS ONLY A PROPOSAL.
OPERATORS MAY DETERMINE THAT ANOTHER WAY
TO DO THE WORK IS MORE SUITABLE FOR THEM.

02 IF A VSB IS INVOLVED, THE ASSOCIATED MANHOURS
ARE NOT REFLECTED IN THIS GANTT CHART.

MH : MANHOURS
PER: NUMBER OF PERSONS
ET/S: ELAPSED TIME PER STEP

ICN-A350-A-52XXP049-A-FAPE3-05SU8-A-001-01

Figure ICN-A350-A-52XXP049-A-FAPE3-05SU8-A-001-01 SHEET 3/3

CONF 011

ELAPSED TIME ASSUMPTION SERVICE BULLETIN No A350-52-P049 01 02

STEPS	MH	PER	ET/S
GET ACCESS	1.75	1	1.75
REMOVE AND RETAIN THE ACTUATOR OF PAX/CREW DOOR 1, LH SIDE	0.25	1	0.25
REMOVE AND RETAIN THE ACTUATOR OF PAX/CREW DOOR 1, RH SIDE	0.25	1	0.25
REMOVE AND RETAIN THE ACTUATOR OF PAX/CREW DOOR 2, LH SIDE	0.25	1	0.25
REMOVE AND RETAIN THE ACTUATOR OF PAX/CREW DOOR 2, RH SIDE	0.25	1	0.25
REMOVE AND RETAIN THE ACTUATOR OF PAX/CREW DOOR 3, LH SIDE	0.25	1	0.25
REMOVE AND RETAIN THE ACTUATOR OF PAX/CREW DOOR 3, RH SIDE	0.25	1	0.25
REMOVE AND RETAIN THE ACTUATOR OF PAX/CREW DOOR 4, RH SIDE	0.25	1	0.25
MODIFY THE ACTUATORS OF PAX/CREW DOORS IN ACCORDANCE WITH VSB			REFER TO VENDOR SERVICE BULLETIN

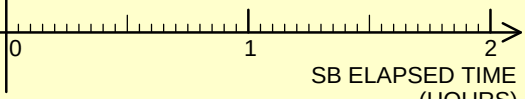

TOTAL MANHOURS 9.45
SB ELAPSED TIME 4.95

NOTE:

GANTT CHART CONTINUES ON SHEET 02.

01 THIS CHART IS ONLY A PROPOSAL.
OPERATORS MAY DETERMINE THAT ANOTHER WAY TO DO THE WORK IS MORE SUITABLE FOR THEM.

02 IF A VSB IS INVOLVED, THE ASSOCIATED MANHOURS ARE NOT REFLECTED IN THIS GANTT CHART.

MH : MANHOURS
PER: NUMBER OF PERSONS
ET/S: ELAPSED TIME PER STEP

ICN-A350-A-52XXP049-A-FAPE3-05PLD-A-001-01

Figure ICN-A350-A-52XXP049-A-FAPE3-05PLD-A-001-01 SHEET 1/3

CONF 011

ELAPSED TIME ASSUMPTION SERVICE BULLETIN No A350-52-P049 01 02

STEPS	MH	PER	ET/S
INSTALL THE ACTUATOR OF PAX/CREW DOOR 1, LH SIDE	0.25	1	0.25
INSTALL THE ACTUATOR OF PAX/CREW DOOR 1, RH SIDE	0.25	1	0.25
INSTALL THE ACTUATOR OF PAX/CREW DOOR 2, LH SIDE	0.25	1	0.25
INSTALL THE ACTUATOR OF PAX/CREW DOOR 2, RH SIDE	0.25	1	0.25
INSTALL THE ACTUATOR OF PAX/CREW DOOR 3, LH SIDE	0.25	1	0.25
INSTALL THE ACTUATOR OF PAX/CREW DOOR 3, RH SIDE	0.25	1	0.25
INSTALL THE ACTUATOR OF PAX/CREW DOOR 4, RH SIDE	0.25	1	0.25
RE-IDENTIFY THE PAX/CREW DOOR 1, LH SIDE	0.25	1	0.25
RE-IDENTIFY THE PAX/CREW DOOR 1, RH SIDE	0.25	1	0.25

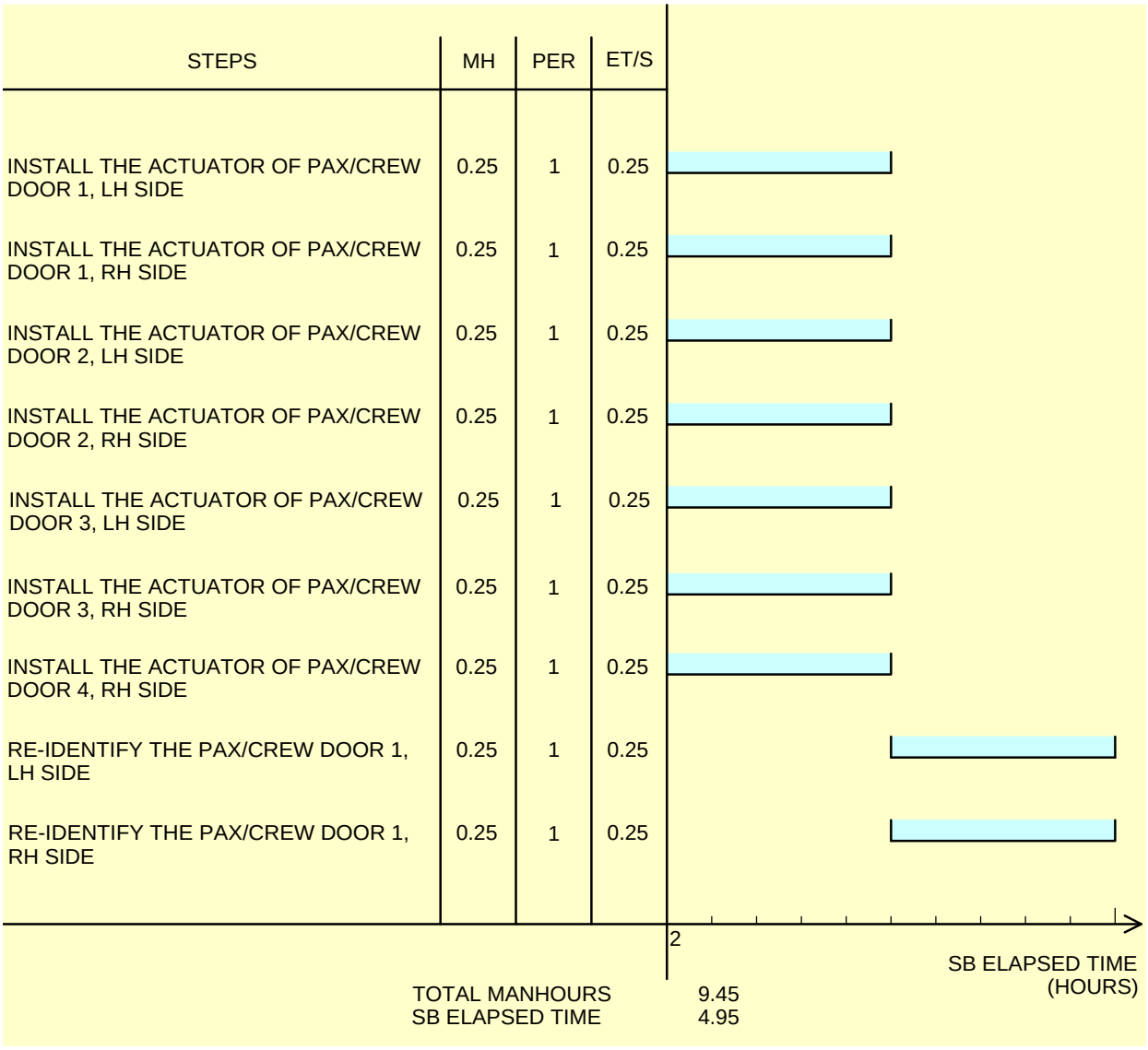

TOTAL MANHOURS 9.45
SB ELAPSED TIME 4.95

NOTE:

GANTT CHART CONTINUES ON SHEET 03.

01 THIS CHART IS ONLY A PROPOSAL.
OPERATORS MAY DETERMINE THAT ANOTHER WAY
TO DO THE WORK IS MORE SUITABLE FOR THEM.

02 IF A VSB IS INVOLVED, THE ASSOCIATED MANHOURS
ARE NOT REFLECTED IN THIS GANTT CHART.

MH : MANHOURS
PER: NUMBER OF PERSONS
ET/S: ELAPSED TIME PER STEP

ICN-A350-A-52XXP049-A-FAPE3-05PLE-A-001-01

Figure ICN-A350-A-52XXP049-A-FAPE3-05PLE-A-001-01 SHEET 2/3

CONF 011

ELAPSED TIME ASSUMPTION SERVICE BULLETIN No A350-52-P049 01 02

STEPS	MH	PER	ET/S
RE-IDENTIFY THE PAX/CREW DOOR 2, LH SIDE	0.25	1	0.25
RE-IDENTIFY THE PAX/CREW DOOR 2, RH SIDE	0.25	1	0.25
RE-IDENTIFY THE PAX/CREW DOOR 3, LH SIDE	0.25	1	0.25
RE-IDENTIFY THE PAX/CREW DOOR 3, RH SIDE	0.25	1	0.25
RE-IDENTIFY THE PAX/CREW DOOR 4, RH SIDE	0.25	1	0.25
TEST	0.70	1	0.70
CLOSE-UP	1.75	1	1.75
TOTAL MANHOURS	9.45		
SB ELAPSED TIME	4.95		

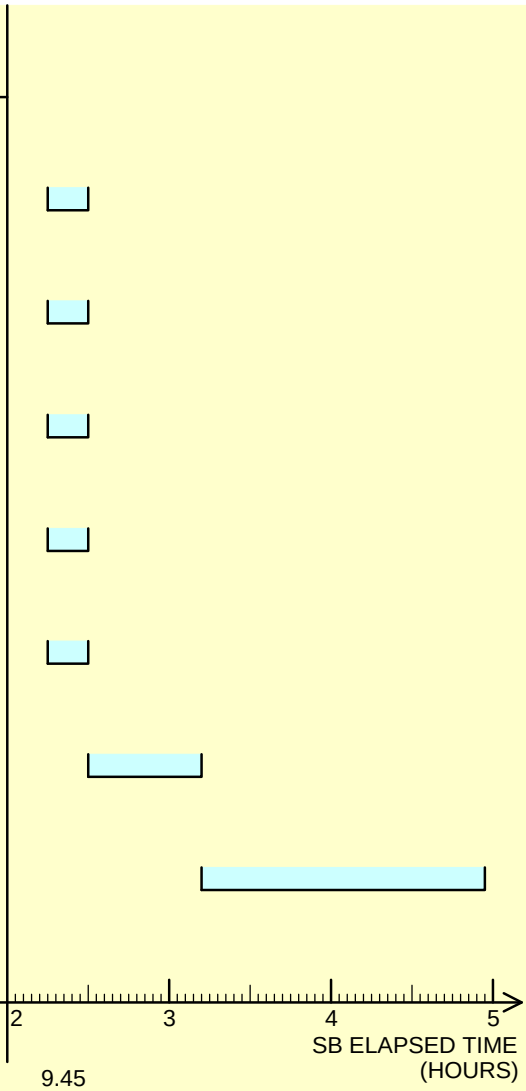

NOTE:

01 THIS CHART IS ONLY A PROPOSAL.
OPERATORS MAY DETERMINE THAT ANOTHER WAY
TO DO THE WORK IS MORE SUITABLE FOR THEM.

02 IF A VSB IS INVOLVED, THE ASSOCIATED MANHOURS
ARE NOT REFLECTED IN THIS GANTT CHART.

MH : MANHOURS
PER: NUMBER OF PERSONS
ET/S: ELAPSED TIME PER STEP

ICN-A350-A-52XXP049-A-FAPE3-05SWM-A-001-01

Figure ICN-A350-A-52XXP049-A-FAPE3-05SWM-A-001-01 SHEET 3/3

CONF 012

ELAPSED TIME ASSUMPTION SERVICE BULLETIN No A350-52-P049 01 02

STEPS	MH	PER	ET/S
GET ACCESS	1.75	1	1.75
REMOVE AND RETAIN THE ACTUATOR OF PAX/CREW DOOR 1, LH SIDE	0.25	1	0.25
REMOVE AND RETAIN THE ACTUATOR OF PAX/CREW DOOR 1, RH SIDE	0.25	1	0.25
REMOVE AND RETAIN THE ACTUATOR OF PAX/CREW DOOR 2, LH SIDE	0.25	1	0.25
REMOVE AND RETAIN THE ACTUATOR OF PAX/CREW DOOR 2, RH SIDE	0.25	1	0.25
REMOVE AND RETAIN THE ACTUATOR OF PAX/CREW DOOR 3, RH SIDE	0.25	1	0.25
REMOVE AND RETAIN THE ACTUATOR OF PAX/CREW DOOR 4, LH SIDE	0.25	1	0.25
REMOVE AND RETAIN THE ACTUATOR OF PAX/CREW DOOR 4, RH SIDE	0.25	1	0.25
MODIFY THE ACTUATORS OF PAX/CREW DOORS IN ACCORDANCE WITH VSB			REFER TO VENDOR SERVICE BULLETIN

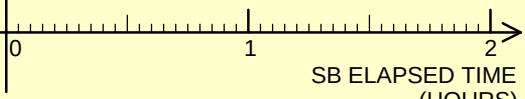

TOTAL MANHOURS	9.45
SB ELAPSED TIME	4.95

NOTE:

GANTT CHART CONTINUES ON SHEET 02.

01 THIS CHART IS ONLY A PROPOSAL.
OPERATORS MAY DETERMINE THAT ANOTHER WAY TO DO THE WORK IS MORE SUITABLE FOR THEM.

02 IF A VSB IS INVOLVED, THE ASSOCIATED MANHOURS ARE NOT REFLECTED IN THIS GANTT CHART.

MH : MANHOURS
PER: NUMBER OF PERSONS
ET/S: ELAPSED TIME PER STEP

ICN-A350-A-52XXP049-A-FAPE3-05PLB-A-001-01

Figure ICN-A350-A-52XXP049-A-FAPE3-05PLB-A-001-01 SHEET 1/3

CONF 012

ELAPSED TIME ASSUMPTION SERVICE BULLETIN No A350-52-P049 01 02

STEPS	MH	PER	ET/S
INSTALL THE ACTUATOR OF PAX/CREW DOOR 1, LH SIDE	0.25	1	0.25
INSTALL THE ACTUATOR OF PAX/CREW DOOR 1, RH SIDE	0.25	1	0.25
INSTALL THE ACTUATOR OF PAX/CREW DOOR 2, LH SIDE	0.25	1	0.25
INSTALL THE ACTUATOR OF PAX/CREW DOOR 2, RH SIDE	0.25	1	0.25
INSTALL THE ACTUATOR OF PAX/CREW DOOR 3, RH SIDE	0.25	1	0.25
INSTALL THE ACTUATOR OF PAX/CREW DOOR 4, LH SIDE	0.25	1	0.25
INSTALL THE ACTUATOR OF PAX/CREW DOOR 4, RH SIDE	0.25	1	0.25
RE-IDENTIFY THE PAX/CREW DOOR 1, LH SIDE	0.25	1	0.25
RE-IDENTIFY THE PAX/CREW DOOR 1, RH SIDE	0.25	1	0.25

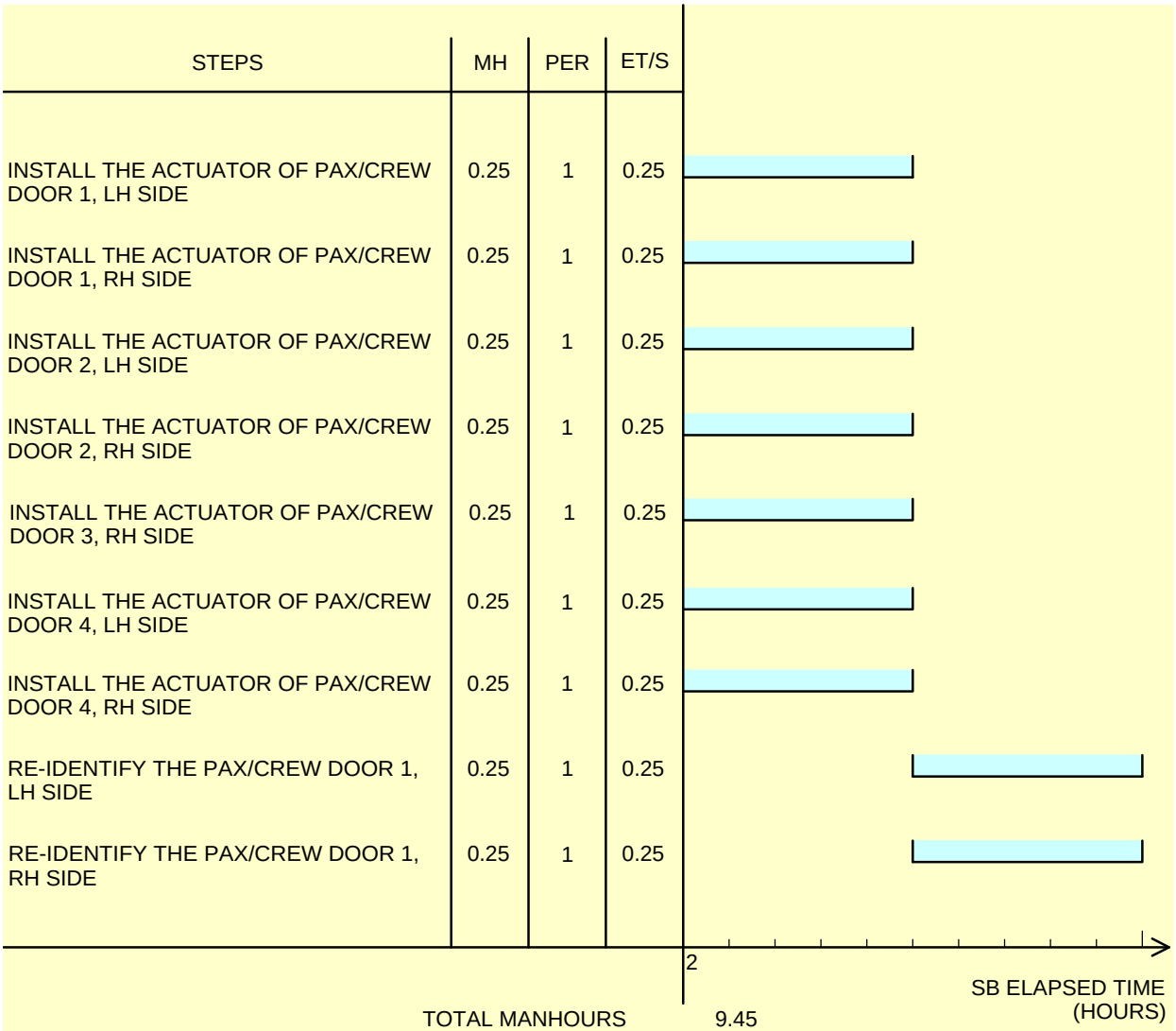

TOTAL MANHOURS 9.45
SB ELAPSED TIME 4.95

NOTE:

GANTT CHART CONTINUES ON SHEET 03.

01 THIS CHART IS ONLY A PROPOSAL.
OPERATORS MAY DETERMINE THAT ANOTHER WAY TO DO THE WORK IS MORE SUITABLE FOR THEM.

02 IF A VSB IS INVOLVED, THE ASSOCIATED MANHOURS ARE NOT REFLECTED IN THIS GANTT CHART.

MH : MANHOURS
PER: NUMBER OF PERSONS
ET/S: ELAPSED TIME PER STEP

ICN-A350-A-52XXP049-A-FAPE3-05PLC-A-001-01

Figure ICN-A350-A-52XXP049-A-FAPE3-05PLC-A-001-01 SHEET 2/3

CONF 012

ELAPSED TIME ASSUMPTION SERVICE BULLETIN No A350-52-P049 01 02

STEPS	MH	PER	ET/S
RE-IDENTIFY THE PAX/CREW DOOR 2, LH SIDE	0.25	1	0.25
RE-IDENTIFY THE PAX/CREW DOOR 2, RH SIDE	0.25	1	0.25
RE-IDENTIFY THE PAX/CREW DOOR 3, RH SIDE	0.25	1	0.25
RE-IDENTIFY THE PAX/CREW DOOR 4, LH SIDE	0.25	1	0.25
RE-IDENTIFY THE PAX/CREW DOOR 4, RH SIDE	0.25	1	0.25
TEST	0.70	1	0.70
CLOSE-UP	1.75	1	1.75
TOTAL MANHOURS	9.45		
SB ELAPSED TIME	4.95		

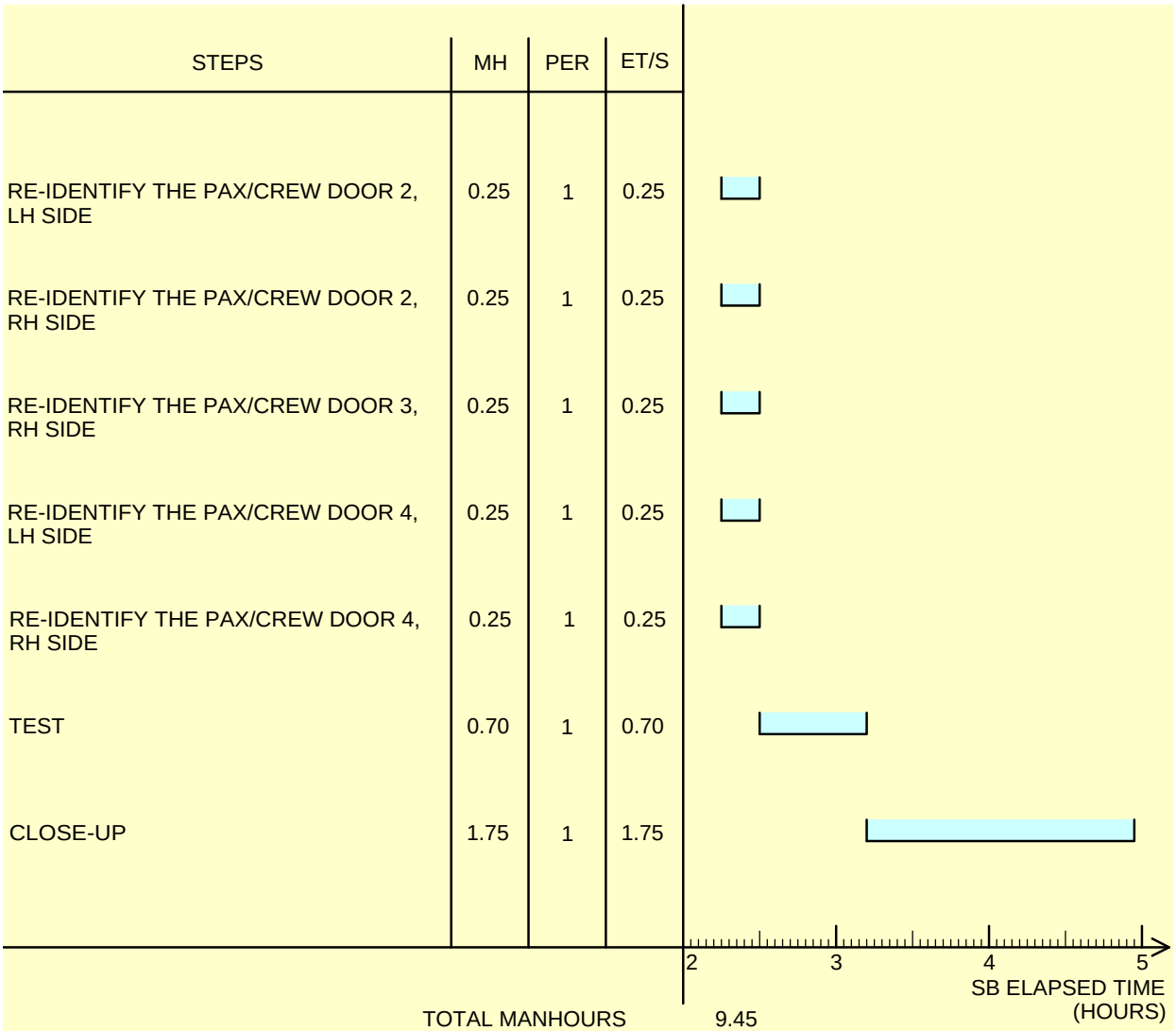

NOTE:

01 THIS CHART IS ONLY A PROPOSAL.
OPERATORS MAY DETERMINE THAT ANOTHER WAY TO DO THE WORK IS MORE SUITABLE FOR THEM.

02 IF A VSB IS INVOLVED, THE ASSOCIATED MANHOURS ARE NOT REFLECTED IN THIS GANTT CHART.

MH : MANHOURS
PER: NUMBER OF PERSONS
ET/S: ELAPSED TIME PER STEP

ICN-A350-A-52XXP049-A-FAPE3-05SWL-A-001-01

Figure ICN-A350-A-52XXP049-A-FAPE3-05SWL-A-001-01 SHEET 3/3

CONF 013

ELAPSED TIME ASSUMPTION SERVICE BULLETIN No A350-52-P049 01 02

STEPS	MH	PER	ET/S
GET ACCESS	1.75	1	1.75
REMOVE AND RETAIN THE ACTUATOR OF PAX/CREW DOOR 1, LH SIDE	0.25	1	0.25
REMOVE AND RETAIN THE ACTUATOR OF PAX/CREW DOOR 1, RH SIDE	0.25	1	0.25
REMOVE AND RETAIN THE ACTUATOR OF PAX/CREW DOOR 2, LH SIDE	0.25	1	0.25
REMOVE AND RETAIN THE ACTUATOR OF PAX/CREW DOOR 2, RH SIDE	0.25	1	0.25
REMOVE AND RETAIN THE ACTUATOR OF PAX/CREW DOOR 3, LH SIDE	0.25	1	0.25
REMOVE AND RETAIN THE ACTUATOR OF PAX/CREW DOOR 3, RH SIDE	0.25	1	0.25
REMOVE AND RETAIN THE ACTUATOR OF PAX/CREW DOOR 4, LH SIDE	0.25	1	0.25
MODIFY THE ACTUATORS OF PAX/CREW DOORS IN ACCORDANCE WITH VSB			REFER TO VENDOR SERVICE BULLETIN

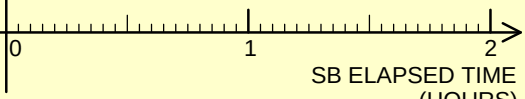

TOTAL MANHOURS 9.45
SB ELAPSED TIME 4.95

NOTE:

GANTT CHART CONTINUES ON SHEET 02.

01 THIS CHART IS ONLY A PROPOSAL.
OPERATORS MAY DETERMINE THAT ANOTHER WAY TO DO THE WORK IS MORE SUITABLE FOR THEM.

02 IF A VSB IS INVOLVED, THE ASSOCIATED MANHOURS ARE NOT REFLECTED IN THIS GANTT CHART.

MH : MANHOURS
PER: NUMBER OF PERSONS
ET/S: ELAPSED TIME PER STEP

ICN-A350-A-52XXP049-A-FAPE3-05PL9-A-001-01

Figure ICN-A350-A-52XXP049-A-FAPE3-05PL9-A-001-01 SHEET 1/3

CONF 013

ELAPSED TIME ASSUMPTION SERVICE BULLETIN No A350-52-P049 01 02

STEPS	MH	PER	ET/S
INSTALL THE ACTUATOR OF PAX/CREW DOOR 1, LH SIDE	0.25	1	0.25
INSTALL THE ACTUATOR OF PAX/CREW DOOR 1, RH SIDE	0.25	1	0.25
INSTALL THE ACTUATOR OF PAX/CREW DOOR 2, LH SIDE	0.25	1	0.25
INSTALL THE ACTUATOR OF PAX/CREW DOOR 2, RH SIDE	0.25	1	0.25
INSTALL THE ACTUATOR OF PAX/CREW DOOR 3, LH SIDE	0.25	1	0.25
INSTALL THE ACTUATOR OF PAX/CREW DOOR 3, RH SIDE	0.25	1	0.25
INSTALL THE ACTUATOR OF PAX/CREW DOOR 4, LH SIDE	0.25	1	0.25
RE-IDENTIFY THE PAX/CREW DOOR 1, LH SIDE	0.25	1	0.25
RE-IDENTIFY THE PAX/CREW DOOR 1, RH SIDE	0.25	1	0.25

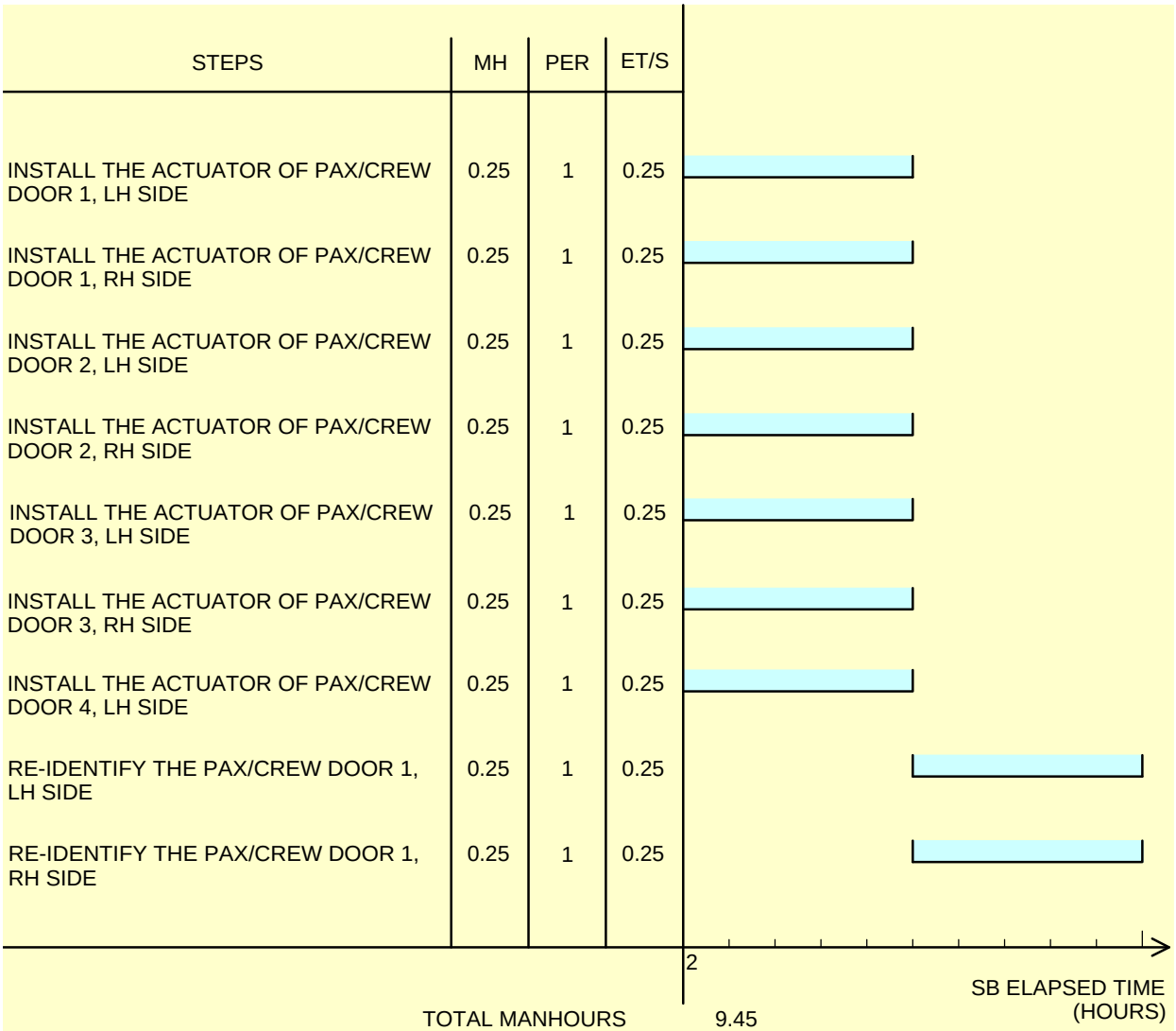

TOTAL MANHOURS 9.45
SB ELAPSED TIME 4.95

NOTE:

GANTT CHART CONTINUES ON SHEET 03.

01 THIS CHART IS ONLY A PROPOSAL.
OPERATORS MAY DETERMINE THAT ANOTHER WAY TO DO THE WORK IS MORE SUITABLE FOR THEM.

02 IF A VSB IS INVOLVED, THE ASSOCIATED MANHOURS ARE NOT REFLECTED IN THIS GANTT CHART.

MH : MANHOURS
PER: NUMBER OF PERSONS
ET/S: ELAPSED TIME PER STEP

ICN-A350-A-52XXP049-A-FAPE3-05PLA-A-001-01

Figure ICN-A350-A-52XXP049-A-FAPE3-05PLA-A-001-01 SHEET 2/3

CONF 013

ELAPSED TIME ASSUMPTION SERVICE BULLETIN No A350-52-P049 01 02

STEPS	MH	PER	ET/S
RE-IDENTIFY THE PAX/CREW DOOR 2, LH SIDE	0.25	1	0.25
RE-IDENTIFY THE PAX/CREW DOOR 2, RH SIDE	0.25	1	0.25
RE-IDENTIFY THE PAX/CREW DOOR 3, LH SIDE	0.25	1	0.25
RE-IDENTIFY THE PAX/CREW DOOR 3, RH SIDE	0.25	1	0.25
RE-IDENTIFY THE PAX/CREW DOOR 4, LH SIDE	0.25	1	0.25
TEST	0.70	1	0.70
CLOSE-UP	1.75	1	1.75
TOTAL MANHOURS	9.45		
SB ELAPSED TIME	4.95		

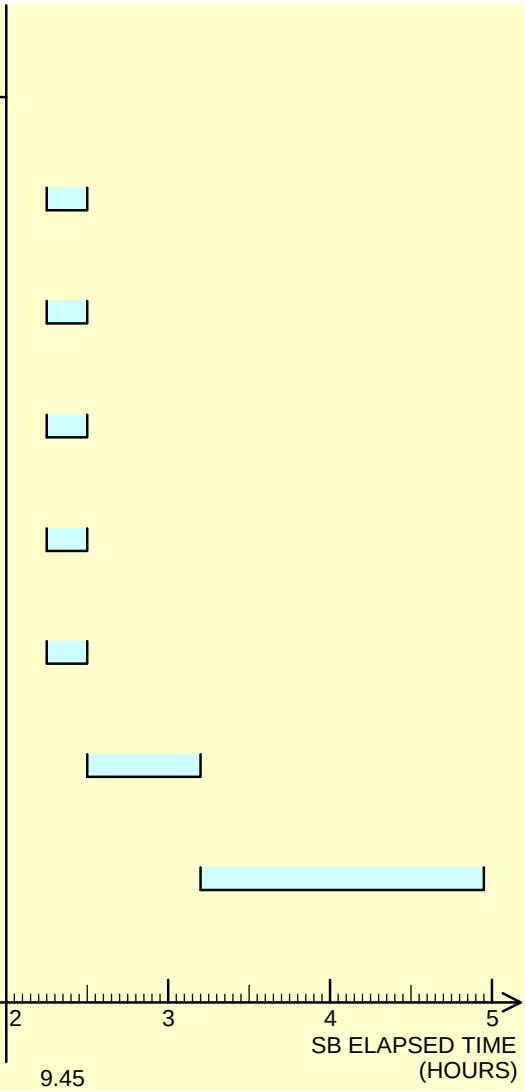

NOTE:

01 THIS CHART IS ONLY A PROPOSAL.
OPERATORS MAY DETERMINE THAT ANOTHER WAY
TO DO THE WORK IS MORE SUITABLE FOR THEM.

02 IF A VSB IS INVOLVED, THE ASSOCIATED MANHOURS
ARE NOT REFLECTED IN THIS GANTT CHART.

MH : MANHOURS
PER: NUMBER OF PERSONS
ET/S: ELAPSED TIME PER STEP

ICN-A350-A-52XXP049-A-FAPE3-05SWK-A-001-01

Figure ICN-A350-A-52XXP049-A-FAPE3-05SWK-A-001-01 SHEET 3/3

CONF 014

ELAPSED TIME ASSUMPTION SERVICE BULLETIN No A350-52-P049 01 02

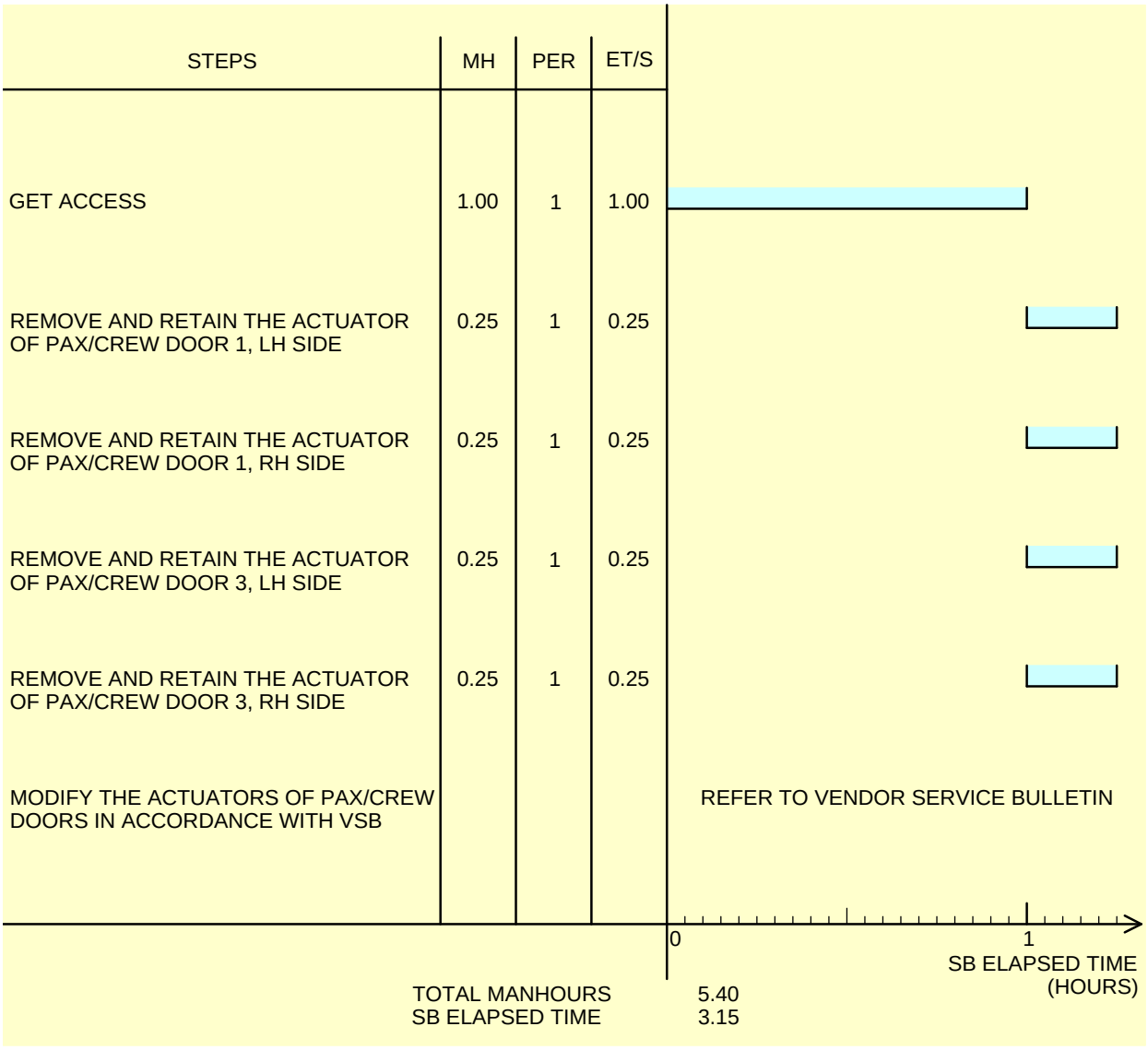

STEPS	MH	PER	ET/S
GET ACCESS	1.00	1	1.00
REMOVE AND RETAIN THE ACTUATOR OF PAX/CREW DOOR 1, LH SIDE	0.25	1	0.25
REMOVE AND RETAIN THE ACTUATOR OF PAX/CREW DOOR 1, RH SIDE	0.25	1	0.25
REMOVE AND RETAIN THE ACTUATOR OF PAX/CREW DOOR 3, LH SIDE	0.25	1	0.25
REMOVE AND RETAIN THE ACTUATOR OF PAX/CREW DOOR 3, RH SIDE	0.25	1	0.25
MODIFY THE ACTUATORS OF PAX/CREW DOORS IN ACCORDANCE WITH VSB			REFER TO VENDOR SERVICE BULLETIN

TOTAL MANHOURS	5.40
SB ELAPSED TIME	3.15

NOTE:

GANTT CHART CONTINUES ON SHEET 02.

01 THIS CHART IS ONLY A PROPOSAL.
OPERATORS MAY DETERMINE THAT ANOTHER WAY TO DO THE WORK IS MORE SUITABLE FOR THEM.

02 IF A VSB IS INVOLVED, THE ASSOCIATED MANHOURS ARE NOT REFLECTED IN THIS GANTT CHART.

MH : MANHOURS
PER: NUMBER OF PERSONS
ET/S: ELAPSED TIME PER STEP

ICN-A350-A-52XXP049-A-FAPE3-05PLJ-A-001-01

Figure ICN-A350-A-52XXP049-A-FAPE3-05PLJ-A-001-01 SHEET 1/3

CONF 014

ELAPSED TIME ASSUMPTION SERVICE BULLETIN No A350-52-P049 01 02

STEPS	MH	PER	ET/S
INSTALL THE ACTUATOR OF PAX/CREW DOOR 1, LH SIDE	0.25	1	0.25
INSTALL THE ACTUATOR OF PAX/CREW DOOR 1, RH SIDE	0.25	1	0.25
INSTALL THE ACTUATOR OF PAX/CREW DOOR 3, LH SIDE	0.25	1	0.25
INSTALL THE ACTUATOR OF PAX/CREW DOOR 3, RH SIDE	0.25	1	0.25
RE-IDENTIFY THE PAX/CREW DOOR 1, LH SIDE	0.25	1	0.25
RE-IDENTIFY THE PAX/CREW DOOR 1, RH SIDE	0.25	1	0.25

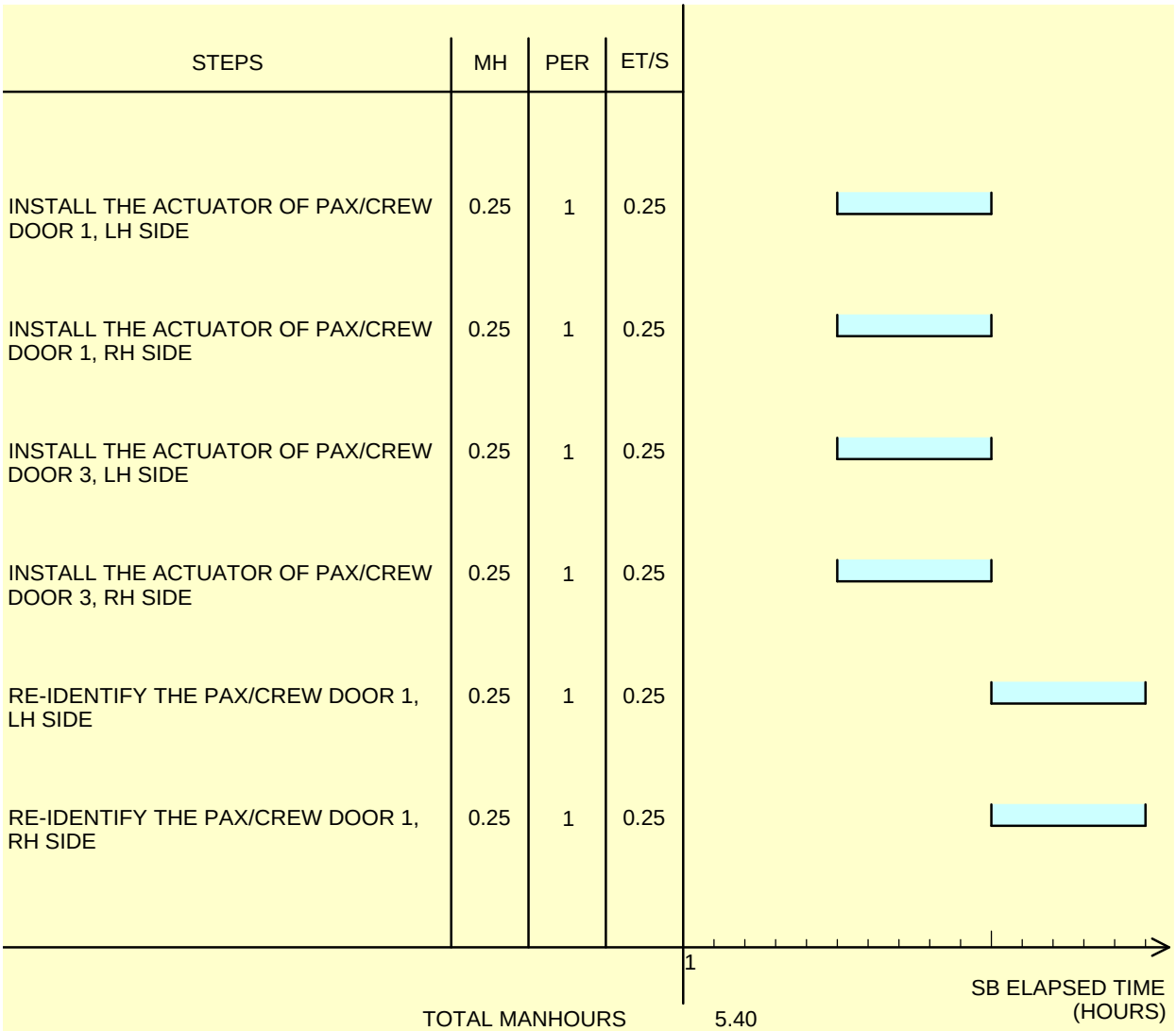

TOTAL MANHOURS 5.40
SB ELAPSED TIME 3.15

NOTE:

GANTT CHART CONTINUES ON SHEET 03.

01 THIS CHART IS ONLY A PROPOSAL.
OPERATORS MAY DETERMINE THAT ANOTHER WAY TO DO THE WORK IS MORE SUITABLE FOR THEM.

02 IF A VSB IS INVOLVED, THE ASSOCIATED MANHOURS ARE NOT REFLECTED IN THIS GANTT CHART.

MH : MANHOURS
PER: NUMBER OF PERSONS
ET/S: ELAPSED TIME PER STEP

ICN-A350-A-52XXP049-A-FAPE3-05PLK-A-001-01

Figure ICN-A350-A-52XXP049-A-FAPE3-05PLK-A-001-01 SHEET 2/3

CONF 014

ELAPSED TIME ASSUMPTION SERVICE BULLETIN No A350-52-P049 01 02

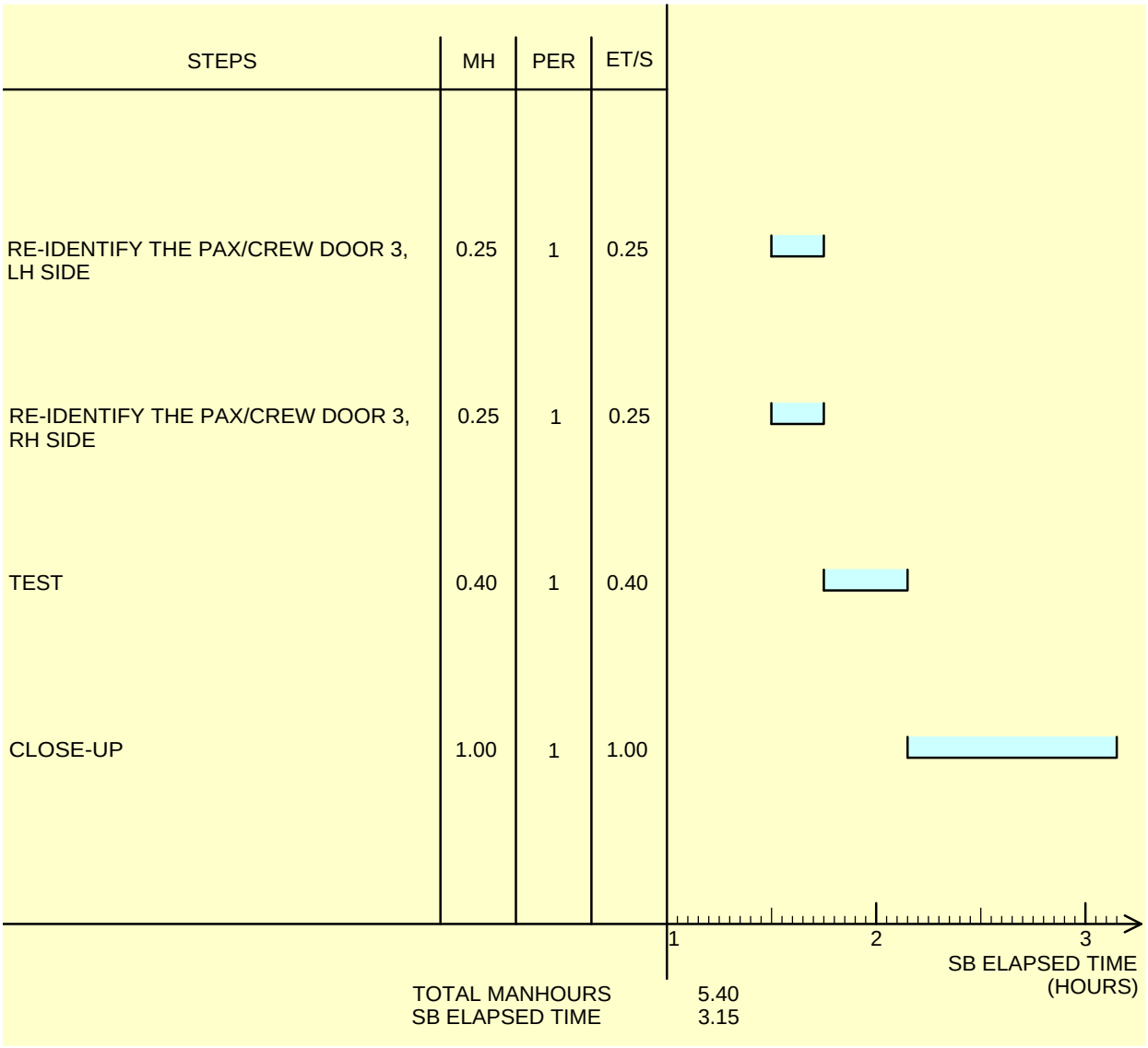

NOTE:

01 THIS CHART IS ONLY A PROPOSAL.
OPERATORS MAY DETERMINE THAT ANOTHER WAY TO DO THE WORK IS MORE SUITABLE FOR THEM.

02 IF A VSB IS INVOLVED, THE ASSOCIATED MANHOURS ARE NOT REFLECTED IN THIS GANTT CHART.

MH : MANHOURS
PER: NUMBER OF PERSONS
ET/S: ELAPSED TIME PER STEP

ICN-A350-A-52XXP049-A-FAPE3-05SWP-A-001-01

Figure ICN-A350-A-52XXP049-A-FAPE3-05SWP-A-001-01 SHEET 3/3

CONF 001 025

ELAPSED TIME ASSUMPTION SERVICE BULLETIN No A350-52-P049 01 02

STEPS	MH	PER	ET/S
GET ACCESS	2.00	1	2.00
REPLACE THE ACTUATOR OF PAX/CREW DOOR 1, LH SIDE	0.50	1	0.50
REPLACE THE ACTUATOR OF PAX/CREW DOOR 1, RH SIDE	0.50	1	0.50
REPLACE THE ACTUATOR OF PAX/CREW DOOR 2, LH SIDE	0.50	1	0.50
REPLACE THE ACTUATOR OF PAX/CREW DOOR 2, RH SIDE	0.50	1	0.50
REPLACE THE ACTUATOR OF PAX/CREW DOOR 3, LH SIDE	0.50	1	0.50
REPLACE THE ACTUATOR OF PAX/CREW DOOR 3, RH SIDE	0.50	1	0.50
REPLACE THE ACTUATOR OF PAX/CREW DOOR 4, LH SIDE	0.50	1	0.50
REPLACE THE ACTUATOR OF PAX/CREW DOOR 4, RH SIDE	0.50	1	0.50
RE-IDENTIFY THE PAX/CREW DOOR 1, LH SIDE	0.25	1	0.25
RE-IDENTIFY THE PAX/CREW DOOR 1, RH SIDE	0.25	1	0.25

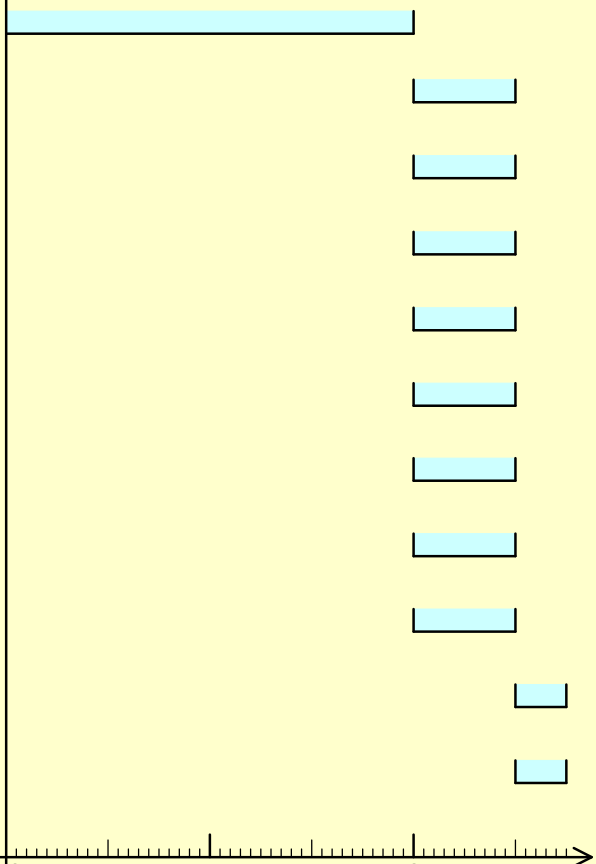

TOTAL MANHOURS 10.80
SB ELAPSED TIME 5.55

NOTE:

GANTT CHART CONTINUES ON SHEET 02.

01 THIS CHART IS ONLY A PROPOSAL.
OPERATORS MAY DETERMINE THAT ANOTHER WAY
TO DO THE WORK IS MORE SUITABLE FOR THEM.

02 IF A VSB IS INVOLVED, THE ASSOCIATED MANHOURS
ARE NOT REFLECTED IN THIS GANTT CHART.

MH : MANHOURS
PER: NUMBER OF PERSONS
ET/S: ELAPSED TIME PER STEP

ICN-A350-A-52XXP049-A-FAPE3-05PD7-A-001-01

Figure ICN-A350-A-52XXP049-A-FAPE3-05PD7-A-001-01 SHEET 1/2

CONF 001 025

ELAPSED TIME ASSUMPTION SERVICE BULLETIN No A350-52-P049 01 02

STEPS	MH	PER	ET/S
RE-IDENTIFY THE PAX/CREW DOOR 2, LH SIDE	0.25	1	0.25
RE-IDENTIFY THE PAX/CREW DOOR 2, RH SIDE	0.25	1	0.25
RE-IDENTIFY THE PAX/CREW DOOR 3, LH SIDE	0.25	1	0.25
RE-IDENTIFY THE PAX/CREW DOOR 3, RH SIDE	0.25	1	0.25
RE-IDENTIFY THE PAX/CREW DOOR 4, LH SIDE	0.25	1	0.25
RE-IDENTIFY THE PAX/CREW DOOR 4, RH SIDE	0.25	1	0.25
TEST	0.80	1	0.80
CLOSE-UP	2.00	1	2.00

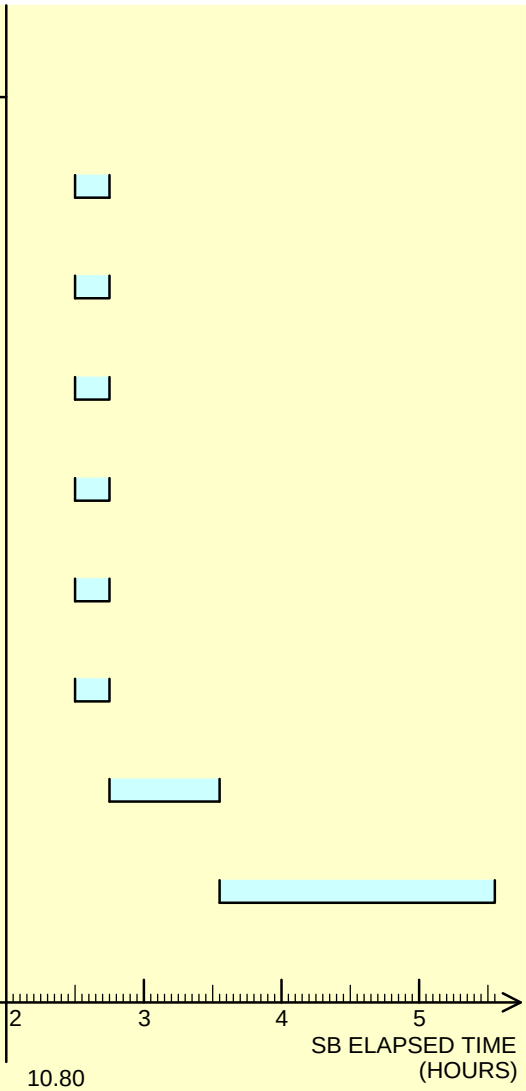

TOTAL MANHOURS 10.80
SB ELAPSED TIME 5.55

NOTE:

01 THIS CHART IS ONLY A PROPOSAL.
OPERATORS MAY DETERMINE THAT ANOTHER WAY
TO DO THE WORK IS MORE SUITABLE FOR THEM.

02 IF A VSB IS INVOLVED, THE ASSOCIATED MANHOURS
ARE NOT REFLECTED IN THIS GANTT CHART.

MH : MANHOURS
PER: NUMBER OF PERSONS
ET/S: ELAPSED TIME PER STEP

ICN-A350-A-52XXP049-A-FAPE3-05SW1-A-001-01

Figure ICN-A350-A-52XXP049-A-FAPE3-05SW1-A-001-01 SHEET 2/2

CONF 002 026

ELAPSED TIME ASSUMPTION SERVICE BULLETIN No A350-52-P049 01 02

STEPS	MH	PER	ET/S
GET ACCESS	1.75	1	1.75
REPLACE THE ACTUATOR OF PAX/CREW DOOR 1, LH SIDE	0.50	1	0.50
REPLACE THE ACTUATOR OF PAX/CREW DOOR 1, RH SIDE	0.50	1	0.50
REPLACE THE ACTUATOR OF PAX/CREW DOOR 2, LH SIDE	0.50	1	0.50
REPLACE THE ACTUATOR OF PAX/CREW DOOR 3, LH SIDE	0.50	1	0.50
REPLACE THE ACTUATOR OF PAX/CREW DOOR 3, RH SIDE	0.50	1	0.50
REPLACE THE ACTUATOR OF PAX/CREW DOOR 4, LH SIDE	0.50	1	0.50
REPLACE THE ACTUATOR OF PAX/CREW DOOR 4, RH SIDE	0.50	1	0.50
RE-IDENTIFY THE PAX/CREW DOOR 1, LH SIDE	0.25	1	0.25
RE-IDENTIFY THE PAX/CREW DOOR 1, RH SIDE	0.25	1	0.25

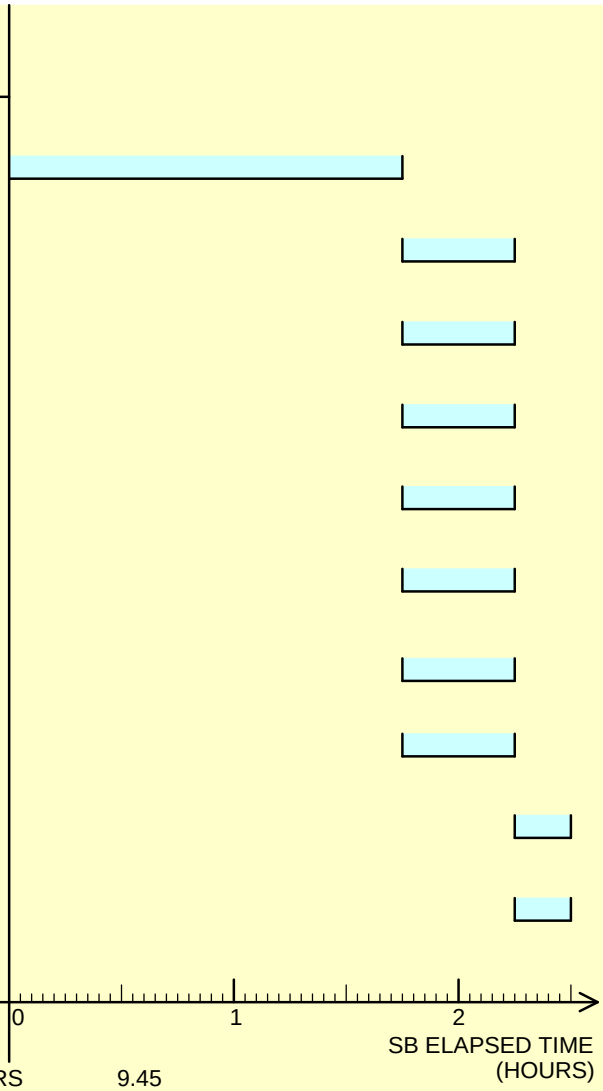

TOTAL MANHOURS 9.45
SB ELAPSED TIME 4.95

NOTE:

GANTT CHART CONTINUES ON SHEET 02.

01 THIS CHART IS ONLY A PROPOSAL.
OPERATORS MAY DETERMINE THAT ANOTHER WAY
TO DO THE WORK IS MORE SUITABLE FOR THEM.

02 IF A VSB IS INVOLVED, THE ASSOCIATED MANHOURS
ARE NOT REFLECTED IN THIS GANTT CHART.

MH : MANHOURS
PER: NUMBER OF PERSONS
ET/S: ELAPSED TIME PER STEP

ICN-A350-A-52XXP049-A-FAPE3-05PDI-A-001-01

Figure ICN-A350-A-52XXP049-A-FAPE3-05PDI-A-001-01 SHEET 1/2

CONF 002 026

ELAPSED TIME ASSUMPTION SERVICE BULLETIN No A350-52-P049 01 02

STEPS	MH	PER	ET/S
RE-IDENTIFY THE PAX/CREW DOOR 2, LH SIDE	0.25	1	0.25
RE-IDENTIFY THE PAX/CREW DOOR 3, LH SIDE	0.25	1	0.25
RE-IDENTIFY THE PAX/CREW DOOR 3, RH SIDE	0.25	1	0.25
RE-IDENTIFY THE PAX/CREW DOOR 4, LH SIDE	0.25	1	0.25
RE-IDENTIFY THE PAX/CREW DOOR 4, RH SIDE	0.25	1	0.25
TEST	0.70	1	0.70
CLOSE-UP	1.75	1	1.75

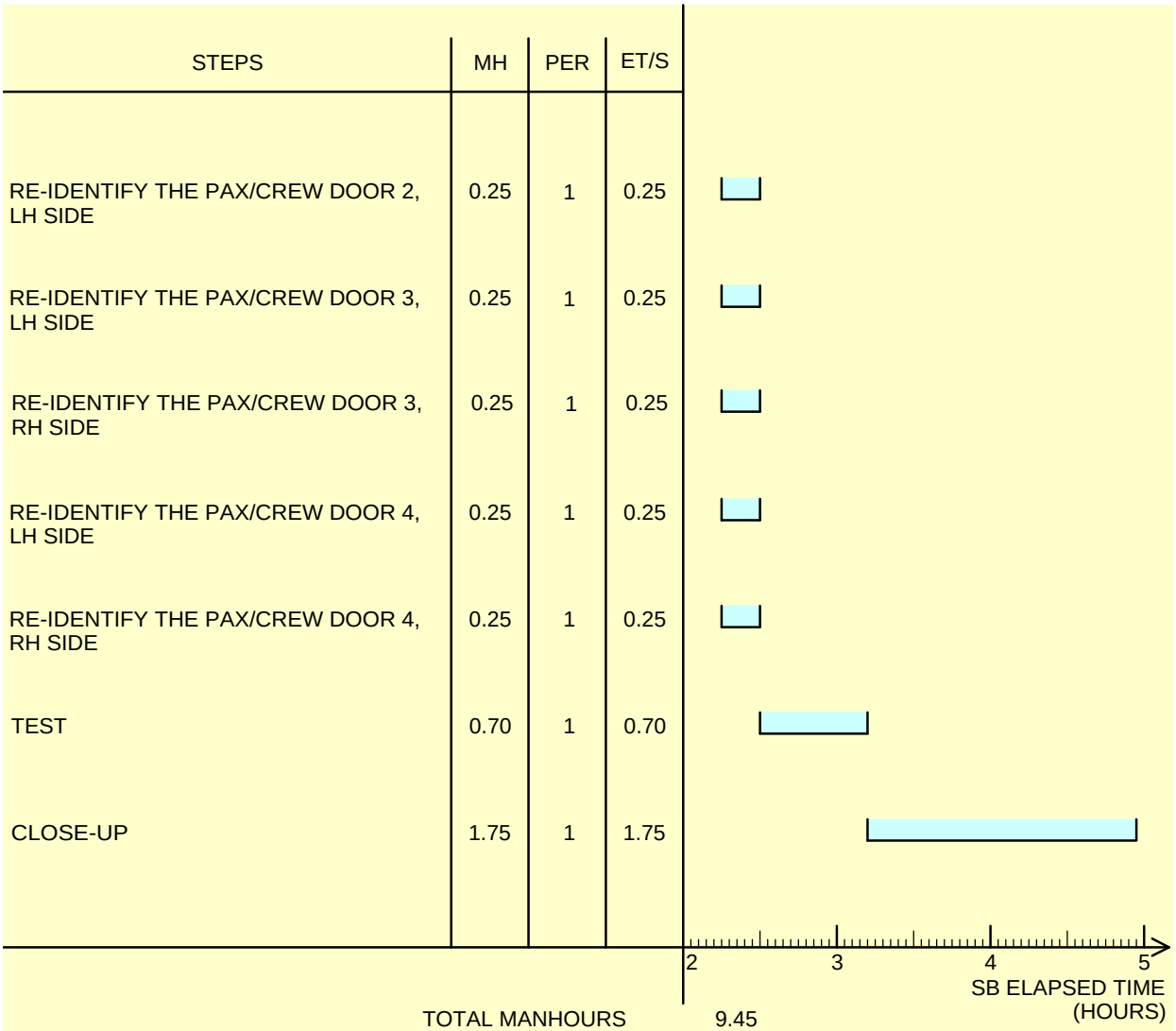

TOTAL MANHOURS 9.45
SB ELAPSED TIME 4.95

NOTE:

01 THIS CHART IS ONLY A PROPOSAL.
OPERATORS MAY DETERMINE THAT ANOTHER WAY
TO DO THE WORK IS MORE SUITABLE FOR THEM.

02 IF A VSB IS INVOLVED, THE ASSOCIATED MANHOURS
ARE NOT REFLECTED IN THIS GANTT CHART.

MH : MANHOURS
PER: NUMBER OF PERSONS
ET/S: ELAPSED TIME PER STEP

ICN-A350-A-52XXP049-A-FAPE3-05SW8-A-001-01

Figure ICN-A350-A-52XXP049-A-FAPE3-05SW8-A-001-01 SHEET 2/2

CONF 003

ELAPSED TIME ASSUMPTION SERVICE BULLETIN No A350-52-P049 01 02

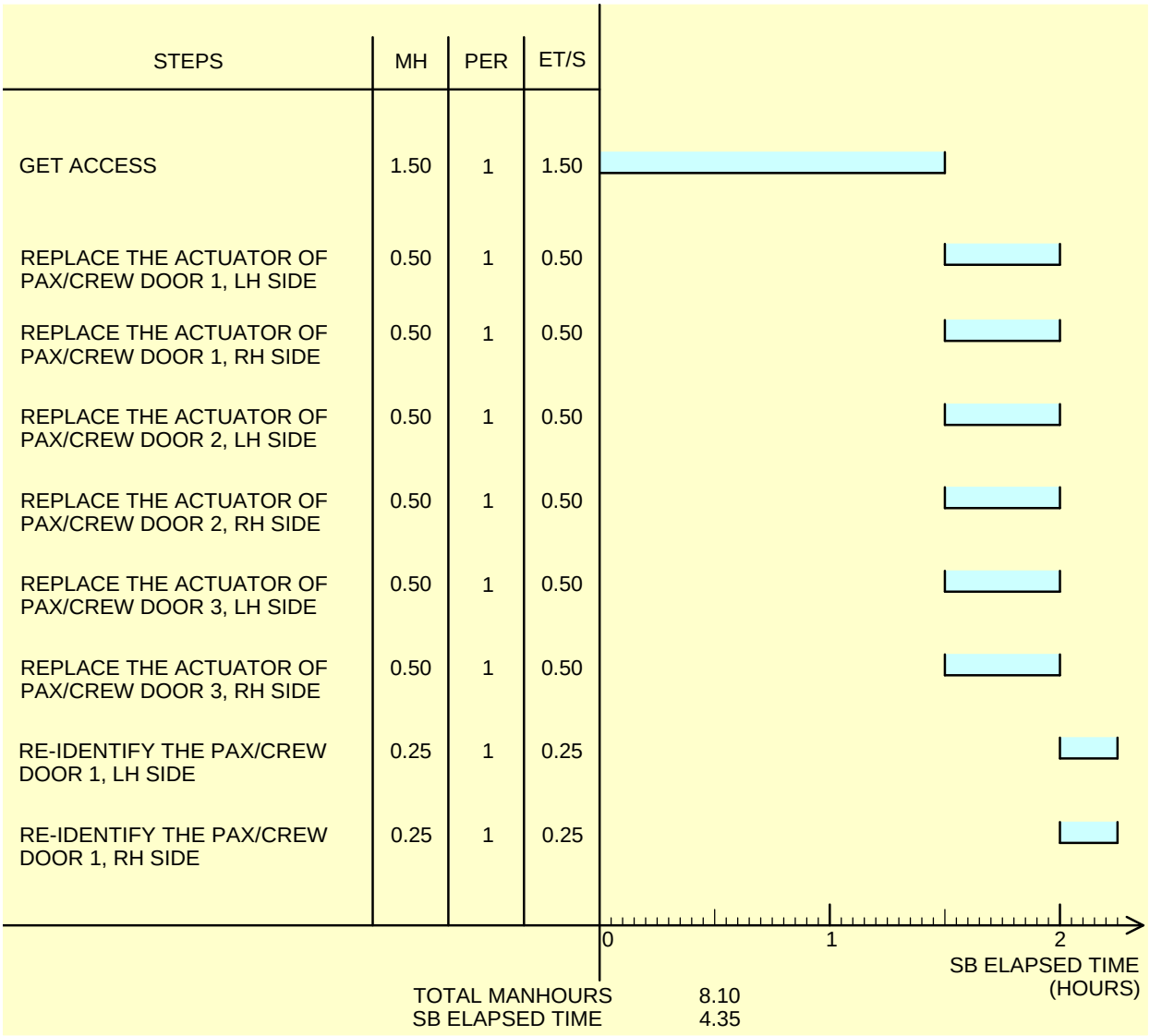

NOTE:

GANTT CHART CONTINUES ON SHEET 02.

01 THIS CHART IS ONLY A PROPOSAL.
OPERATORS MAY DETERMINE THAT ANOTHER WAY TO DO THE WORK IS MORE SUITABLE FOR THEM.

02 IF A VSB IS INVOLVED, THE ASSOCIATED MANHOURS ARE NOT REFLECTED IN THIS GANTT CHART.

MH : MANHOURS
PER: NUMBER OF PERSONS
ET/S: ELAPSED TIME PER STEP

ICN-A350-A-52XXP049-A-FAPE3-05PD8-A-001-01

Figure ICN-A350-A-52XXP049-A-FAPE3-05PD8-A-001-01 SHEET 1/2

CONF 003

ELAPSED TIME ASSUMPTION SERVICE BULLETIN No A350-52-P049 01 02

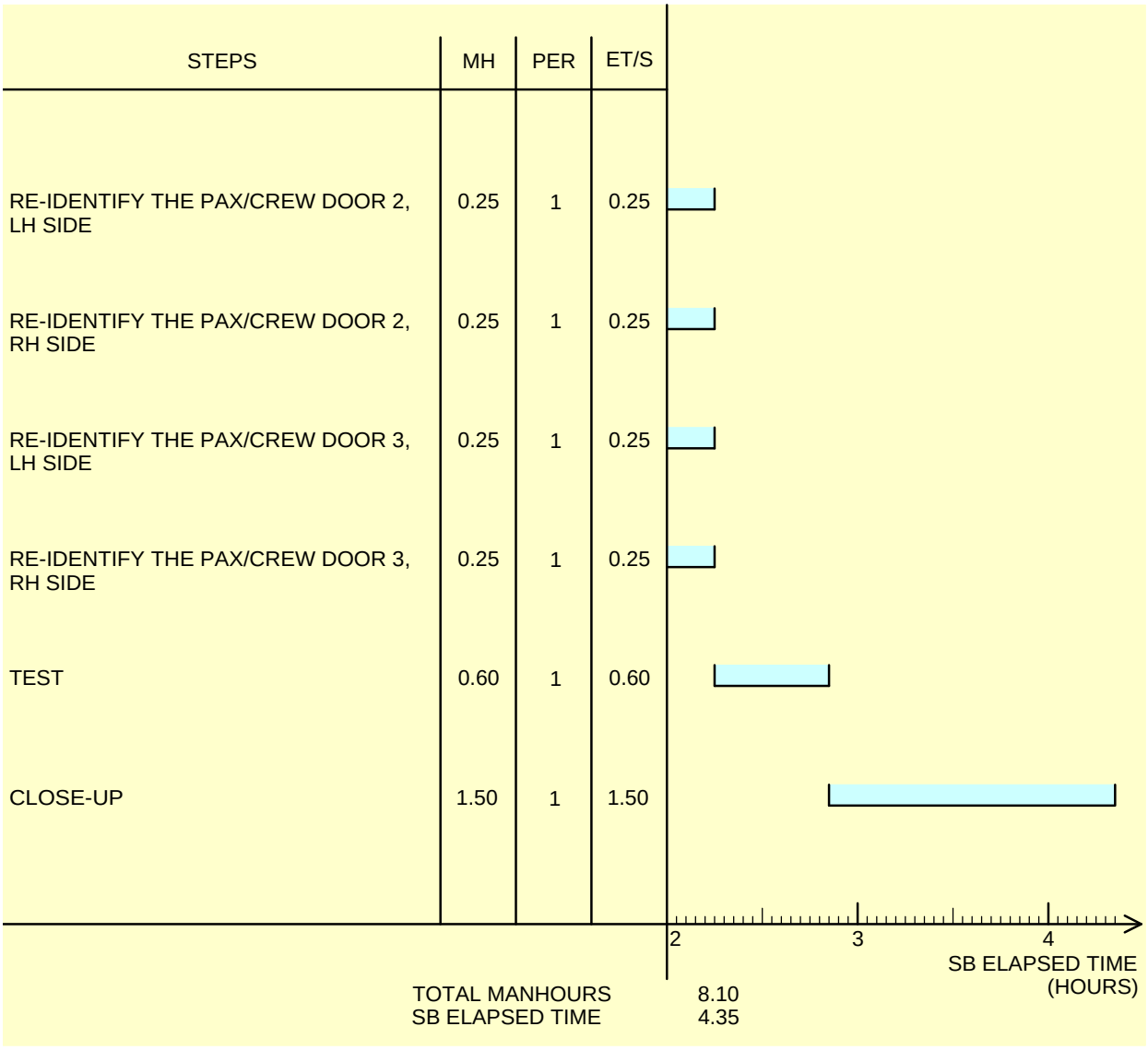

NOTE:

01 THIS CHART IS ONLY A PROPOSAL.
OPERATORS MAY DETERMINE THAT ANOTHER WAY TO DO THE WORK IS MORE SUITABLE FOR THEM.

02 IF A VSB IS INVOLVED, THE ASSOCIATED MANHOURS ARE NOT REFLECTED IN THIS GANTT CHART.

MH : MANHOURS
PER: NUMBER OF PERSONS
ET/S: ELAPSED TIME PER STEP

ICN-A350-A-52XXP049-A-FAPE3-05SW2-A-001-01

Figure ICN-A350-A-52XXP049-A-FAPE3-05SW2-A-001-01 SHEET 2/2

CONF 004

ELAPSED TIME ASSUMPTION SERVICE BULLETIN No A350-52-P049 01 02

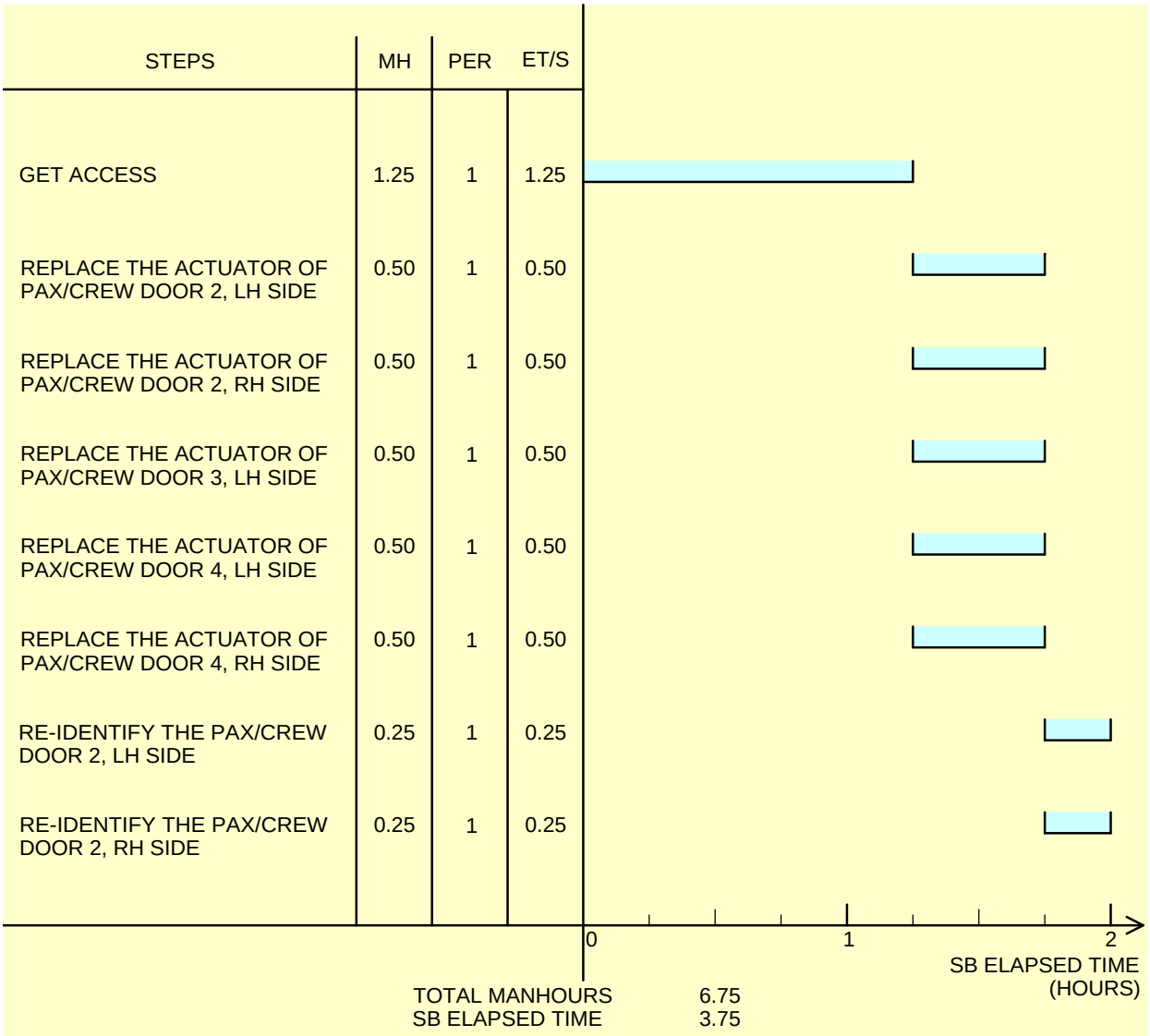

TOTAL MANHOURS 6.75
SB ELAPSED TIME 3.75

NOTE:

GANTT CHART CONTINUES ON SHEET 02.

01 THIS CHART IS ONLY A PROPOSAL.
OPERATORS MAY DETERMINE THAT ANOTHER WAY TO DO THE WORK IS MORE SUITABLE FOR THEM.

02 IF A VSB IS INVOLVED, THE ASSOCIATED MANHOURS ARE NOT REFLECTED IN THIS GANTT CHART.

MH : MANHOURS
PER: NUMBER OF PERSONS
ET/S: ELAPSED TIME PER STEP

ICN-A350-A-52XXP049-A-FAPE3-05PDB-A-001-01

Figure ICN-A350-A-52XXP049-A-FAPE3-05PDB-A-001-01 SHEET 1/2

CONF 004

ELAPSED TIME ASSUMPTION SERVICE BULLETIN No A350-52-P049 01 02

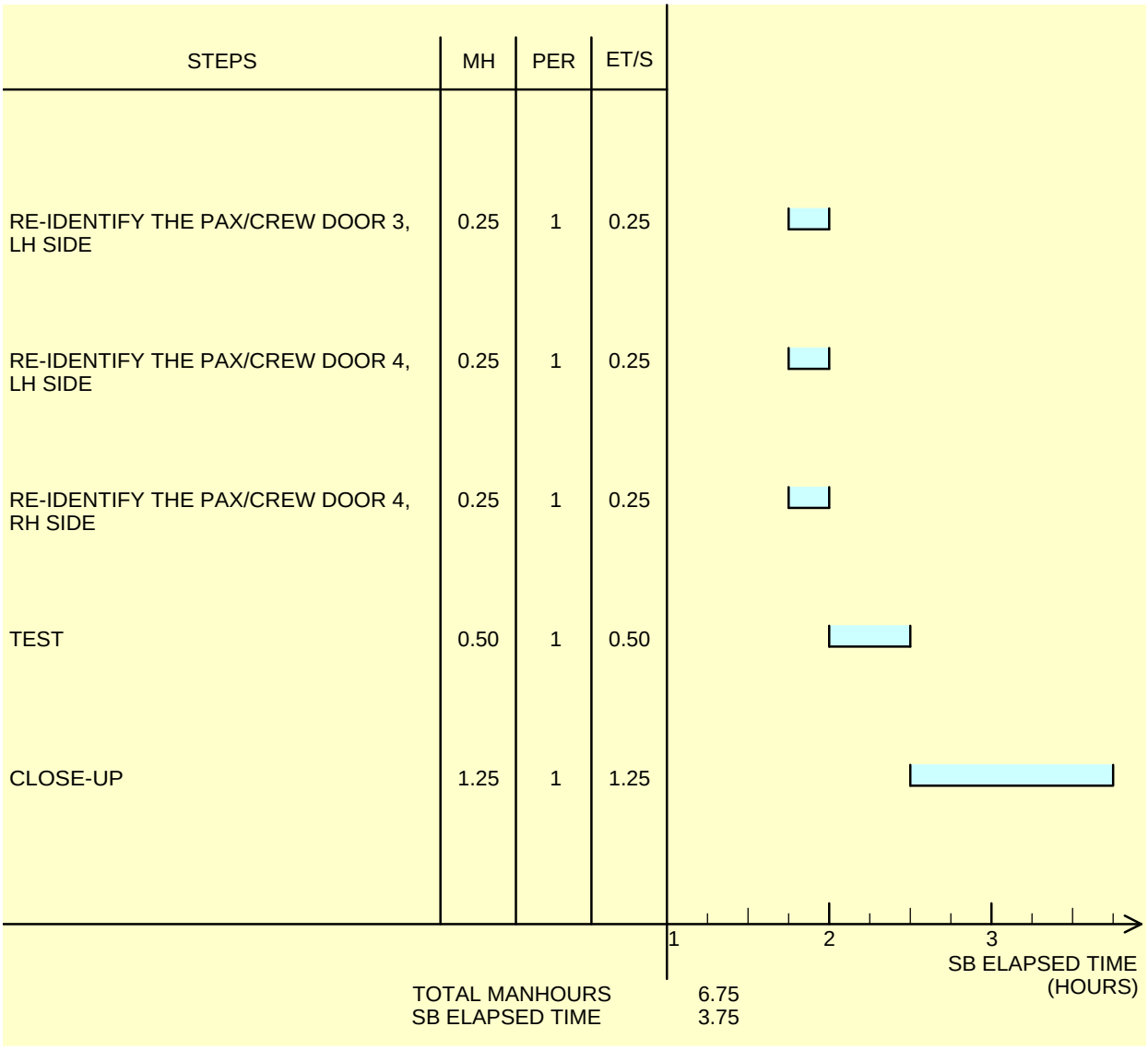

NOTE:

01 THIS CHART IS ONLY A PROPOSAL.
OPERATORS MAY DETERMINE THAT ANOTHER WAY TO DO THE WORK IS MORE SUITABLE FOR THEM.

02 IF A VSB IS INVOLVED, THE ASSOCIATED MANHOURS ARE NOT REFLECTED IN THIS GANTT CHART.

MH : MANHOURS
PER: NUMBER OF PERSONS
ET/S: ELAPSED TIME PER STEP

ICN-A350-A-52XXP049-A-FAPE3-05SW3-A-001-01

Figure ICN-A350-A-52XXP049-A-FAPE3-05SW3-A-001-01 SHEET 2/2

CONF 005

ELAPSED TIME ASSUMPTION SERVICE BULLETIN No A350-52-P049 01 02

STEPS	MH	PER	ET/S
GET ACCESS	1.75	1	1.75
REPLACE THE ACTUATOR OF PAX/CREW DOOR 1, LH SIDE	0.50	1	0.50
REPLACE THE ACTUATOR OF PAX/CREW DOOR 2, LH SIDE	0.50	1	0.50
REPLACE THE ACTUATOR OF PAX/CREW DOOR 2, RH SIDE	0.50	1	0.50
REPLACE THE ACTUATOR OF PAX/CREW DOOR 3, LH SIDE	0.50	1	0.50
REPLACE THE ACTUATOR OF PAX/CREW DOOR 3, RH SIDE	0.50	1	0.50
REPLACE THE ACTUATOR OF PAX/CREW DOOR 4, LH SIDE	0.50	1	0.50
REPLACE THE ACTUATOR OF PAX/CREW DOOR 4, RH SIDE	0.50	1	0.50
RE-IDENTIFY THE PAX/CREW DOOR 1, LH SIDE	0.25	1	0.25
RE-IDENTIFY THE PAX/CREW DOOR 2, LH SIDE	0.25	1	0.25

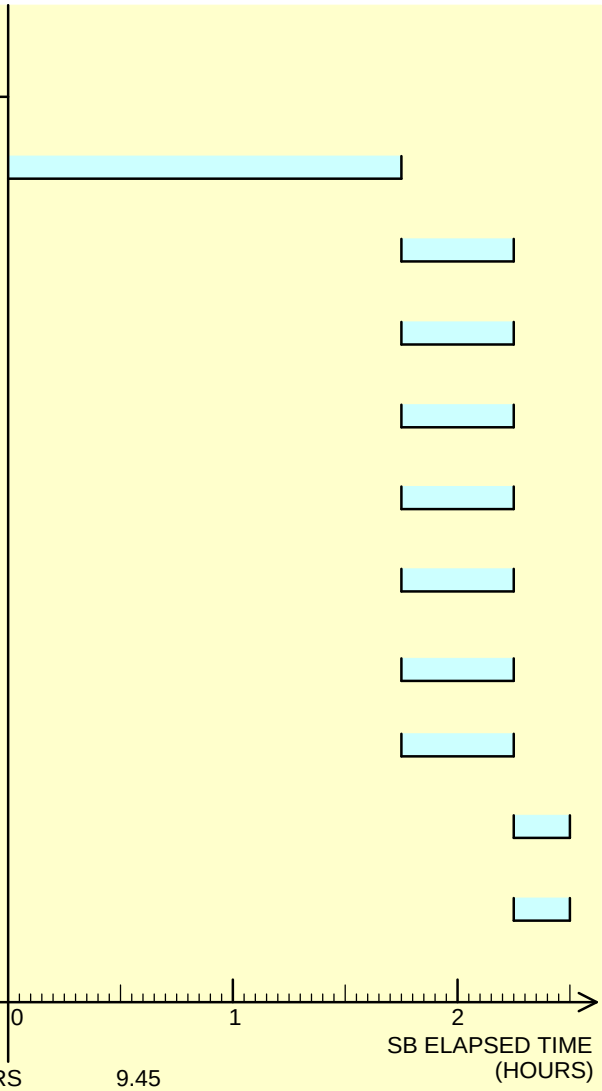

TOTAL MANHOURS 9.45
SB ELAPSED TIME 4.95

NOTE:

GANTT CHART CONTINUES ON SHEET 02.

01 THIS CHART IS ONLY A PROPOSAL.
OPERATORS MAY DETERMINE THAT ANOTHER WAY
TO DO THE WORK IS MORE SUITABLE FOR THEM.

02 IF A VSB IS INVOLVED, THE ASSOCIATED MANHOURS
ARE NOT REFLECTED IN THIS GANTT CHART.

MH : MANHOURS
PER: NUMBER OF PERSONS
ET/S: ELAPSED TIME PER STEP

ICN-A350-A-52XXP049-A-FAPE3-05PDG-A-001-01

Figure ICN-A350-A-52XXP049-A-FAPE3-05PDG-A-001-01 SHEET 1/2

CONF 005

ELAPSED TIME ASSUMPTION SERVICE BULLETIN No A350-52-P049 01 02

STEPS	MH	PER	ET/S
RE-IDENTIFY THE PAX/CREW DOOR 2, RH SIDE	0.25	1	0.25
RE-IDENTIFY THE PAX/CREW DOOR 3, LH SIDE	0.25	1	0.25
RE-IDENTIFY THE PAX/CREW DOOR 3, RH SIDE	0.25	1	0.25
RE-IDENTIFY THE PAX/CREW DOOR 4, LH SIDE	0.25	1	0.25
RE-IDENTIFY THE PAX/CREW DOOR 4, RH SIDE	0.25	1	0.25
TEST	0.70	1	0.70
CLOSE-UP	1.75	1	1.75
TOTAL MANHOURS	9.45		
SB ELAPSED TIME	4.95		

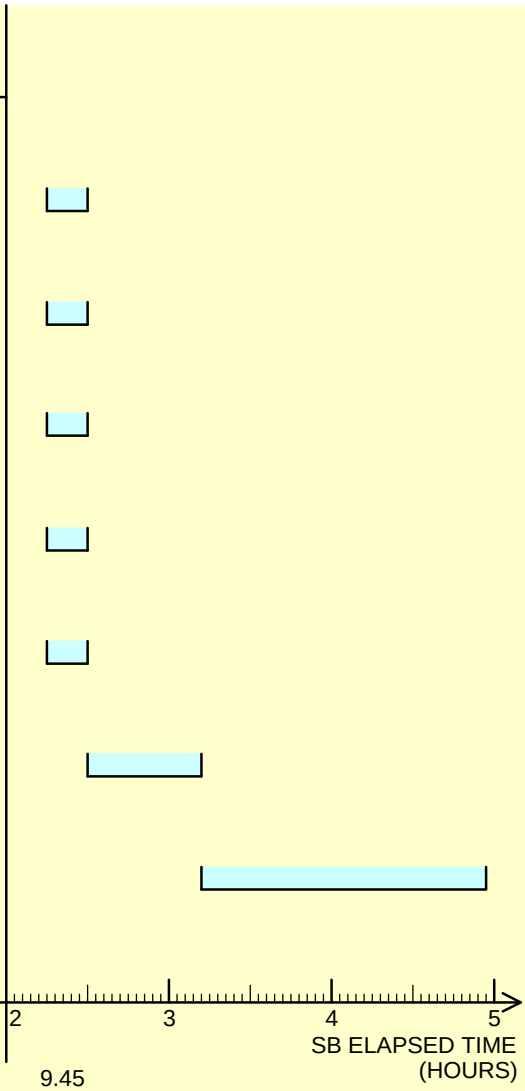

NOTE:

01 THIS CHART IS ONLY A PROPOSAL.
OPERATORS MAY DETERMINE THAT ANOTHER WAY
TO DO THE WORK IS MORE SUITABLE FOR THEM.

02 IF A VSB IS INVOLVED, THE ASSOCIATED MANHOURS
ARE NOT REFLECTED IN THIS GANTT CHART.

MH : MANHOURS
PER: NUMBER OF PERSONS
ET/S: ELAPSED TIME PER STEP

ICN-A350-A-52XXP049-A-FAPE3-05SW7-A-001-01

Figure ICN-A350-A-52XXP049-A-FAPE3-05SW7-A-001-01 SHEET 2/2

CONF 006

ELAPSED TIME ASSUMPTION SERVICE BULLETIN No A350-52-P049 01 02

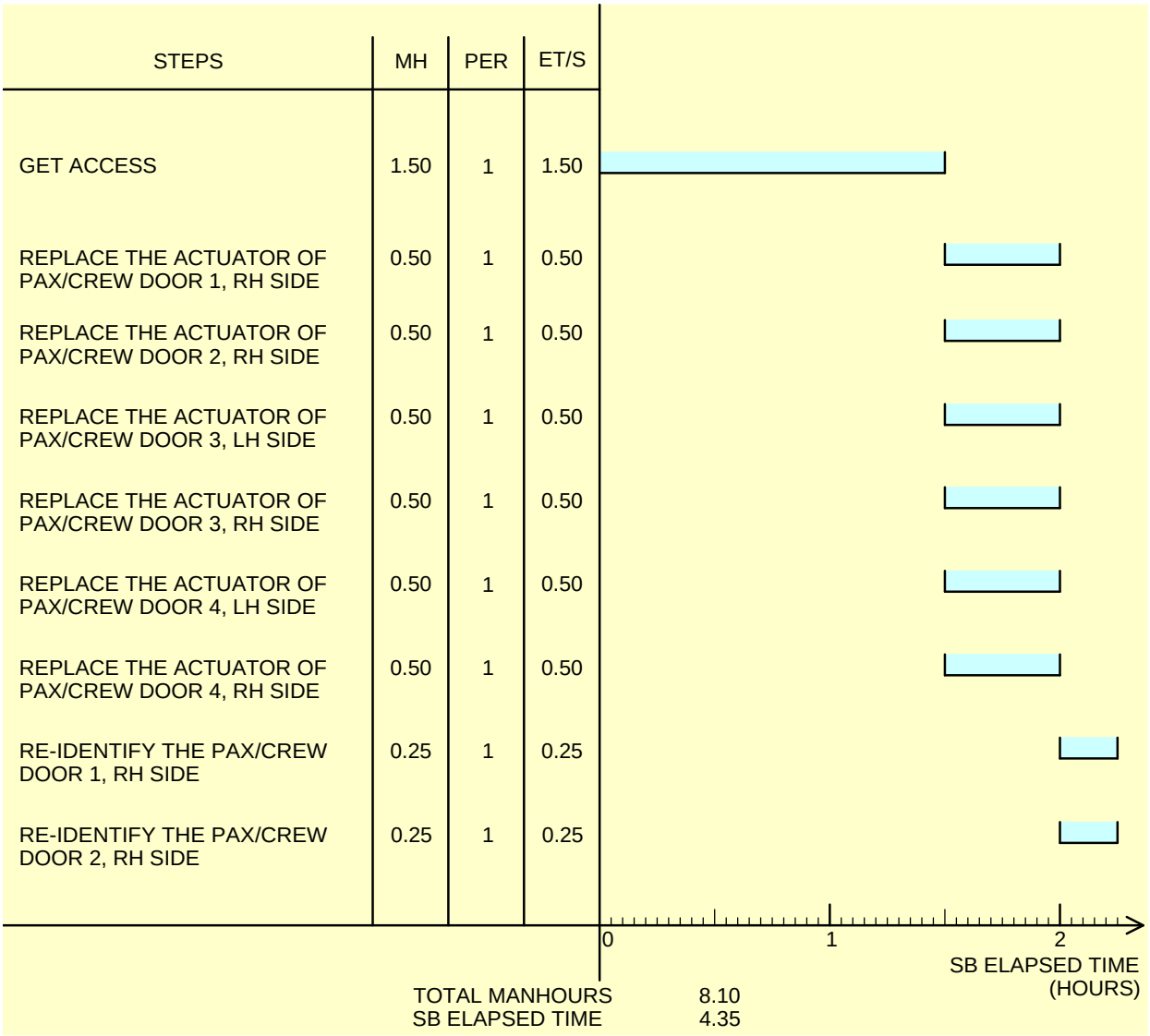

NOTE:

GANTT CHART CONTINUES ON SHEET 02.

01 THIS CHART IS ONLY A PROPOSAL.
OPERATORS MAY DETERMINE THAT ANOTHER WAY TO DO THE WORK IS MORE SUITABLE FOR THEM.

02 IF A VSB IS INVOLVED, THE ASSOCIATED MANHOURS ARE NOT REFLECTED IN THIS GANTT CHART.

MH : MANHOURS
PER: NUMBER OF PERSONS
ET/S: ELAPSED TIME PER STEP

ICN-A350-A-52XXP049-A-FAPE3-05PDC-A-001-01

Figure ICN-A350-A-52XXP049-A-FAPE3-05PDC-A-001-01 SHEET 1/2

CONF 006

ELAPSED TIME ASSUMPTION SERVICE BULLETIN No A350-52-P049 01 02

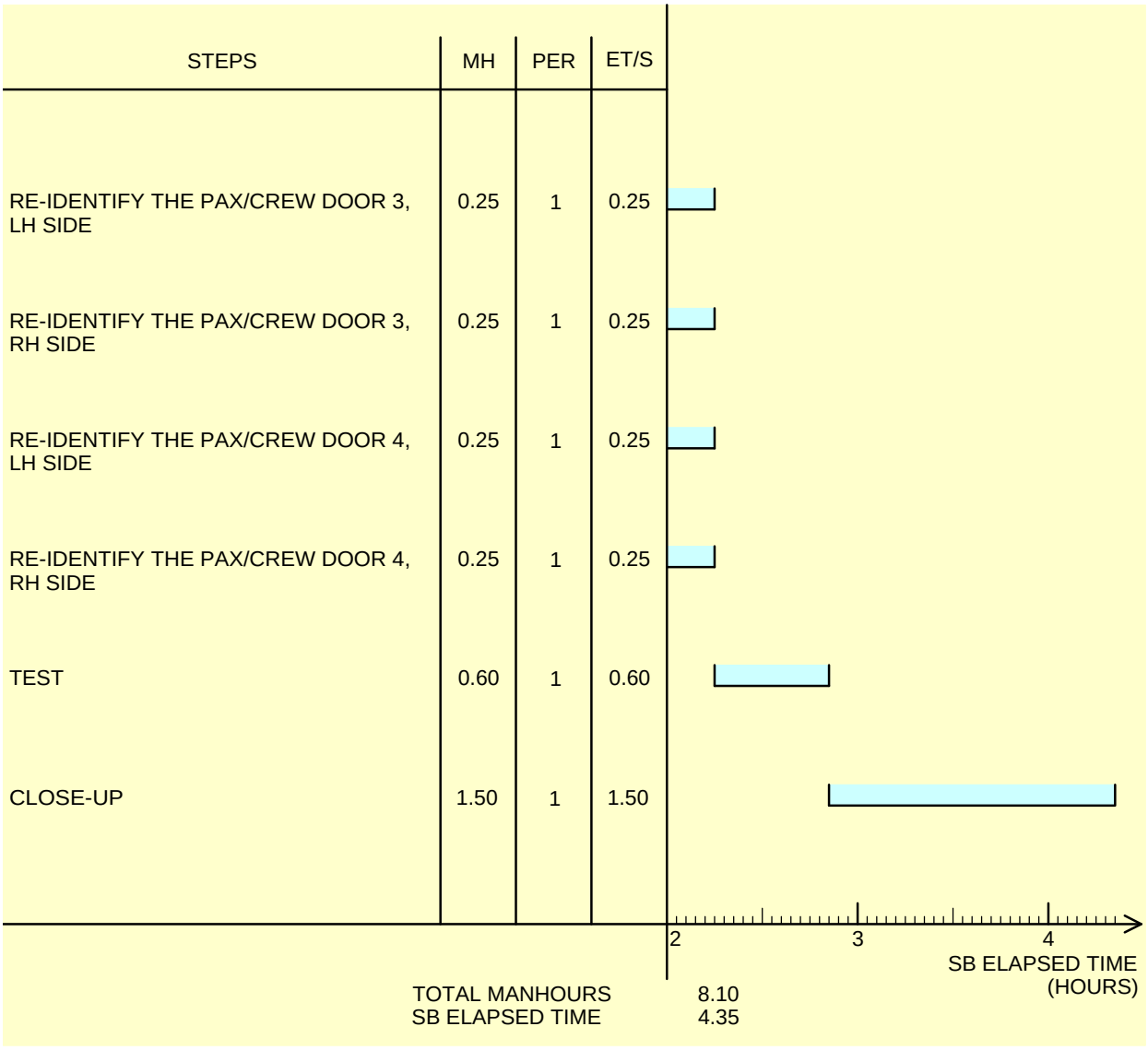

NOTE:

01 THIS CHART IS ONLY A PROPOSAL.
OPERATORS MAY DETERMINE THAT ANOTHER WAY TO DO THE WORK IS MORE SUITABLE FOR THEM.

02 IF A VSB IS INVOLVED, THE ASSOCIATED MANHOURS ARE NOT REFLECTED IN THIS GANTT CHART.

MH : MANHOURS
PER: NUMBER OF PERSONS
ET/S: ELAPSED TIME PER STEP

ICN-A350-A-52XXP049-A-FAPE3-05SW4-A-001-01

Figure ICN-A350-A-52XXP049-A-FAPE3-05SW4-A-001-01 SHEET 2/2

CONF 007

ELAPSED TIME ASSUMPTION SERVICE BULLETIN No A350-52-P049 01 02

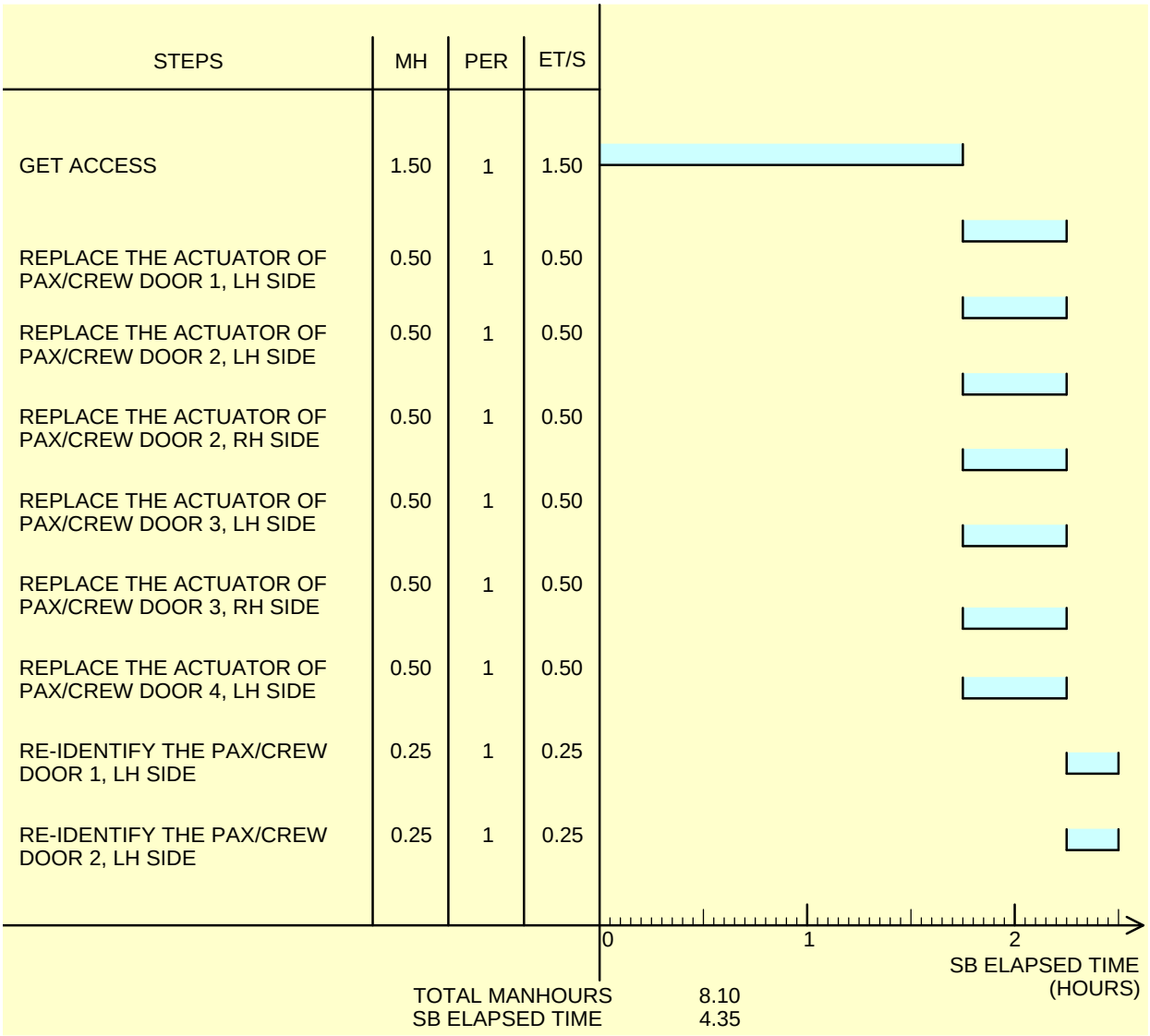

NOTE:

GANTT CHART CONTINUES ON SHEET 02.

01 THIS CHART IS ONLY A PROPOSAL.
OPERATORS MAY DETERMINE THAT ANOTHER WAY TO DO THE WORK IS MORE SUITABLE FOR THEM.

02 IF A VSB IS INVOLVED, THE ASSOCIATED MANHOURS ARE NOT REFLECTED IN THIS GANTT CHART.

MH : MANHOURS
PER: NUMBER OF PERSONS
ET/S: ELAPSED TIME PER STEP

ICN-A350-A-52XXP049-A-FAPE3-05PDD-A-001-01

Figure ICN-A350-A-52XXP049-A-FAPE3-05PDD-A-001-01 SHEET 1/2

CONF 007

ELAPSED TIME ASSUMPTION SERVICE BULLETIN No A350-52-P049 01 02

STEPS	MH	PER	ET/S
RE-IDENTIFY THE PAX/CREW DOOR 2, RH SIDE	0.25	1	0.25
RE-IDENTIFY THE PAX/CREW DOOR 3, LH SIDE	0.25	1	0.25
RE-IDENTIFY THE PAX/CREW DOOR 3, RH SIDE	0.25	1	0.25
RE-IDENTIFY THE PAX/CREW DOOR 4, LH SIDE	0.25	1	0.25
TEST	0.60	1	0.60
CLOSE-UP	1.50	1	1.50
TOTAL MANHOURS	8.10		
SB ELAPSED TIME	4.35		

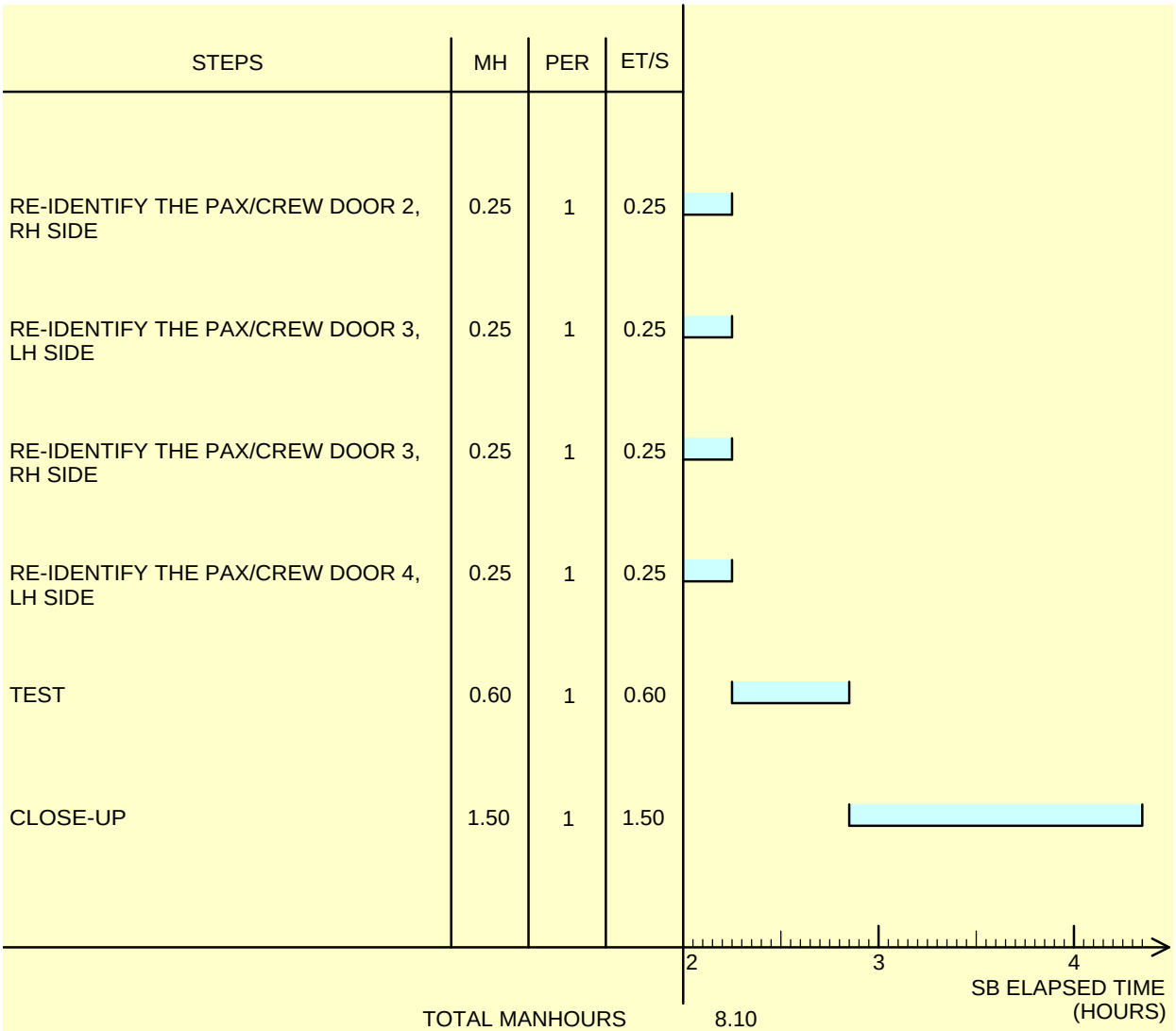

NOTE:

01 THIS CHART IS ONLY A PROPOSAL.
OPERATORS MAY DETERMINE THAT ANOTHER WAY
TO DO THE WORK IS MORE SUITABLE FOR THEM.

02 IF A VSB IS INVOLVED, THE ASSOCIATED MANHOURS
ARE NOT REFLECTED IN THIS GANTT CHART.

MH : MANHOURS
PER: NUMBER OF PERSONS
ET/S: ELAPSED TIME PER STEP

ICN-A350-A-52XXP049-A-FAPE3-05SW5-A-001-01

Figure ICN-A350-A-52XXP049-A-FAPE3-05SW5-A-001-01 SHEET 2/2

CONF 008

ELAPSED TIME ASSUMPTION SERVICE BULLETIN No A350-52-P049 01 02

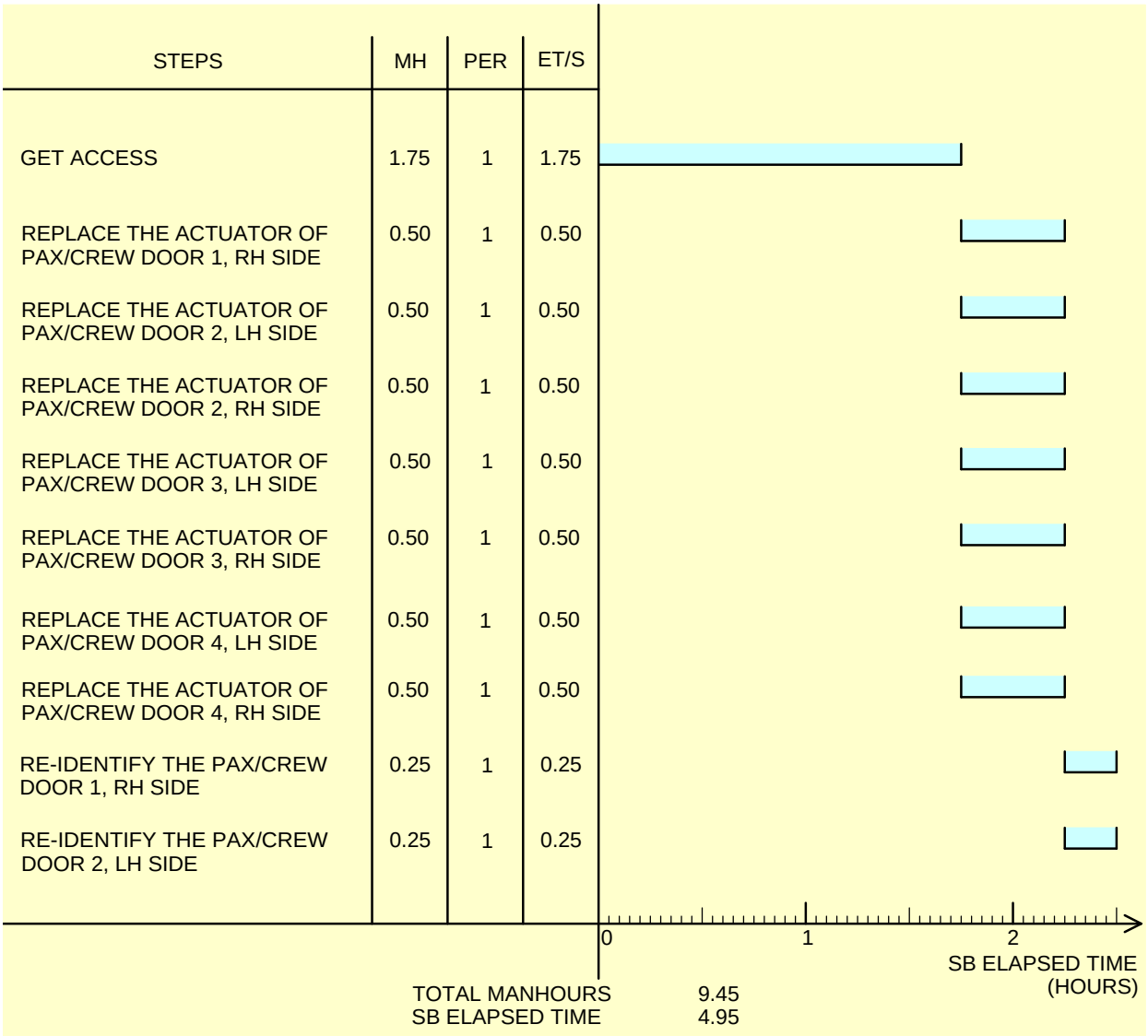

STEPS	MH	PER	ET/S
GET ACCESS	1.75	1	1.75
REPLACE THE ACTUATOR OF PAX/CREW DOOR 1, RH SIDE	0.50	1	0.50
REPLACE THE ACTUATOR OF PAX/CREW DOOR 2, LH SIDE	0.50	1	0.50
REPLACE THE ACTUATOR OF PAX/CREW DOOR 2, RH SIDE	0.50	1	0.50
REPLACE THE ACTUATOR OF PAX/CREW DOOR 3, LH SIDE	0.50	1	0.50
REPLACE THE ACTUATOR OF PAX/CREW DOOR 3, RH SIDE	0.50	1	0.50
REPLACE THE ACTUATOR OF PAX/CREW DOOR 4, LH SIDE	0.50	1	0.50
REPLACE THE ACTUATOR OF PAX/CREW DOOR 4, RH SIDE	0.50	1	0.50
RE-IDENTIFY THE PAX/CREW DOOR 1, RH SIDE	0.25	1	0.25
RE-IDENTIFY THE PAX/CREW DOOR 2, LH SIDE	0.25	1	0.25

TOTAL MANHOURS 9.45
SB ELAPSED TIME 4.95

NOTE:

GANTT CHART CONTINUES ON SHEET 02.

01 THIS CHART IS ONLY A PROPOSAL.
OPERATORS MAY DETERMINE THAT ANOTHER WAY
TO DO THE WORK IS MORE SUITABLE FOR THEM.

02 IF A VSB IS INVOLVED, THE ASSOCIATED MANHOURS
ARE NOT REFLECTED IN THIS GANTT CHART.

MH : MANHOURS
PER: NUMBER OF PERSONS
ET/S: ELAPSED TIME PER STEP

ICN-A350-A-52XXP049-A-FAPE3-05PDE-A-001-01

Figure ICN-A350-A-52XXP049-A-FAPE3-05PDE-A-001-01 SHEET 1/2

CONF 008

ELAPSED TIME ASSUMPTION SERVICE BULLETIN No A350-52-P049 01 02

STEPS	MH	PER	ET/S
RE-IDENTIFY THE PAX/CREW DOOR 2, RH SIDE	0.25	1	0.25
RE-IDENTIFY THE PAX/CREW DOOR 3, LH SIDE	0.25	1	0.25
RE-IDENTIFY THE PAX/CREW DOOR 3, RH SIDE	0.25	1	0.25
RE-IDENTIFY THE PAX/CREW DOOR 4, LH SIDE	0.25	1	0.25
RE-IDENTIFY THE PAX/CREW DOOR 4, RH SIDE	0.25	1	0.25
TEST	0.70	1	0.70
CLOSE-UP	1.75	1	1.75
TOTAL MANHOURS	9.45		
SB ELAPSED TIME	4.95		

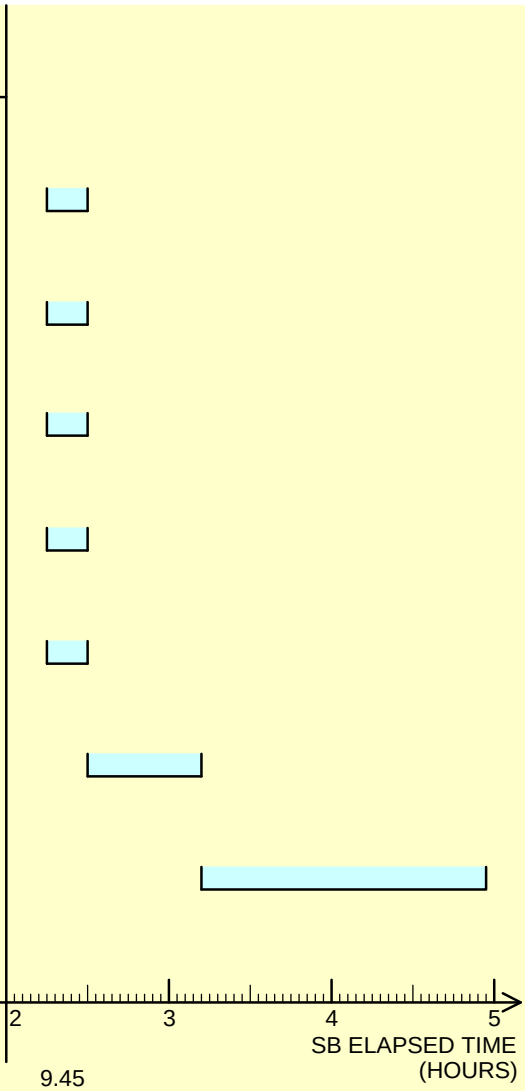

NOTE:

01 THIS CHART IS ONLY A PROPOSAL.
OPERATORS MAY DETERMINE THAT ANOTHER WAY
TO DO THE WORK IS MORE SUITABLE FOR THEM.

02 IF A VSB IS INVOLVED, THE ASSOCIATED MANHOURS
ARE NOT REFLECTED IN THIS GANTT CHART.

MH : MANHOURS
PER: NUMBER OF PERSONS
ET/S: ELAPSED TIME PER STEP

ICN-A350-A-52XXP049-A-FAPE3-05SW6-A-001-01

Figure ICN-A350-A-52XXP049-A-FAPE3-05SW6-A-001-01 SHEET 2/2

CONF 009

ELAPSED TIME ASSUMPTION SERVICE BULLETIN No A350-52-P049 01 02

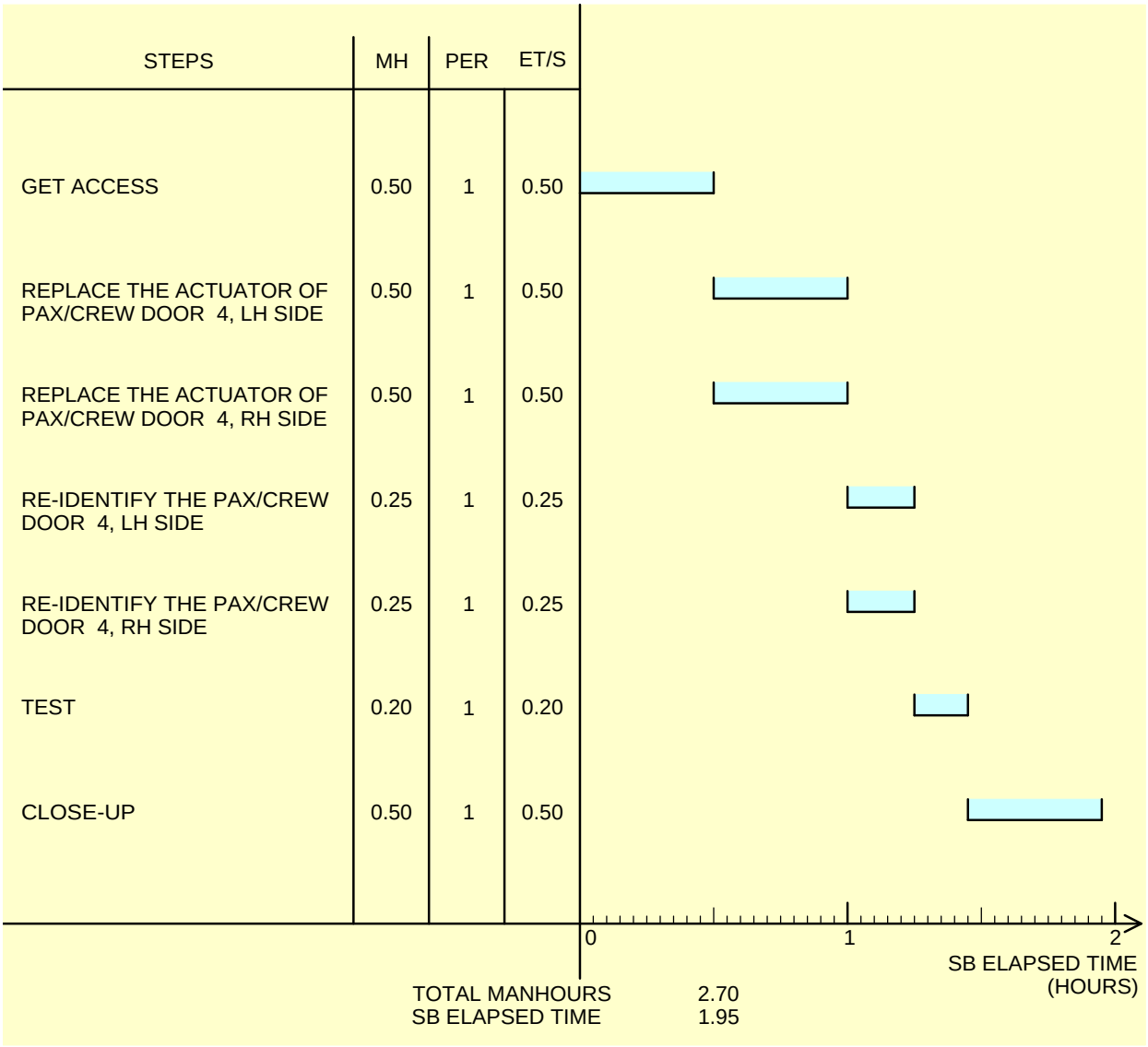

NOTE:

01 THIS CHART IS ONLY A PROPOSAL.
OPERATORS MAY DETERMINE THAT ANOTHER WAY TO DO THE WORK IS MORE SUITABLE FOR THEM.

02 IF A VSB IS INVOLVED, THE ASSOCIATED MANHOURS ARE NOT REFLECTED IN THIS GANTT CHART.

MH : MANHOURS
PER: NUMBER OF PERSONS
ET/S: ELAPSED TIME PER STEP

ICN-A350-A-52XXP049-A-FAPE3-05PCP-A-001-01

Figure ICN-A350-A-52XXP049-A-FAPE3-05PCP-A-001-01 SHEET 1/1

CONF 010

ELAPSED TIME ASSUMPTION SERVICE BULLETIN No A350-52-P049 01 02

STEPS	MH	PER	ET/S
GET ACCESS	1.50	1	1.50
REPLACE THE ACTUATOR OF PAX/CREW DOOR 1, LH SIDE	0.50	1	0.50
REPLACE THE ACTUATOR OF PAX/CREW DOOR 1, RH SIDE	0.50	1	0.50
REPLACE THE ACTUATOR OF PAX/CREW DOOR 2, RH SIDE	0.50	1	0.50
REPLACE THE ACTUATOR OF PAX/CREW DOOR 3, RH SIDE	0.50	1	0.50
REPLACE THE ACTUATOR OF PAX/CREW DOOR 4, LH SIDE	0.50	1	0.50
REPLACE THE ACTUATOR OF PAX/CREW DOOR 4, RH SIDE	0.50	1	0.50
RE-IDENTIFY THE PAX/CREW DOOR 1, LH SIDE	0.25	1	0.25
RE-IDENTIFY THE PAX/CREW DOOR 1, RH SIDE	0.25	1	0.25

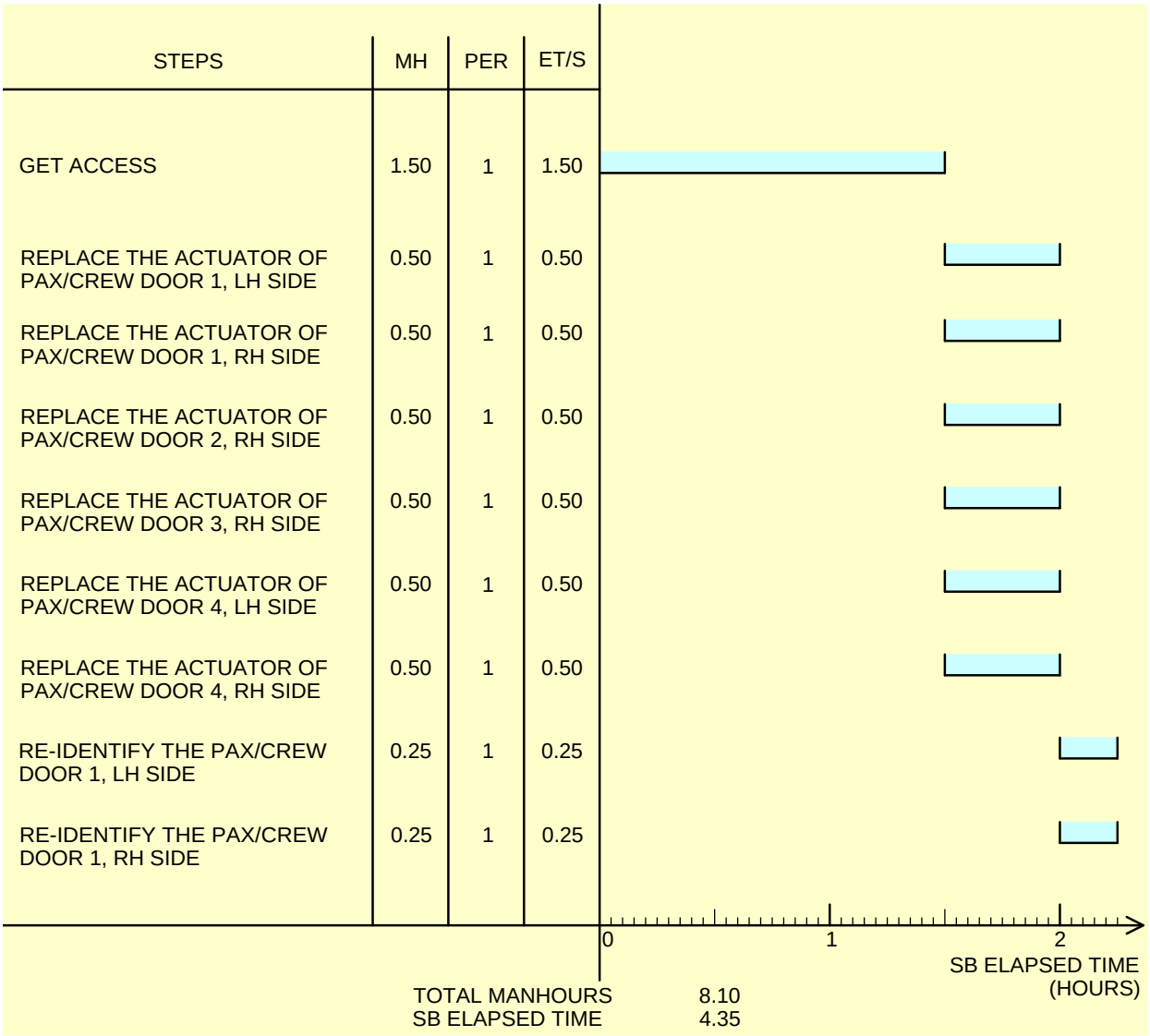

TOTAL MANHOURS 8.10
SB ELAPSED TIME 4.35

NOTE:

GANTT CHART CONTINUES ON SHEET 02.

01 THIS CHART IS ONLY A PROPOSAL.
OPERATORS MAY DETERMINE THAT ANOTHER WAY
TO DO THE WORK IS MORE SUITABLE FOR THEM.

02 IF A VSB IS INVOLVED, THE ASSOCIATED MANHOURS
ARE NOT REFLECTED IN THIS GANTT CHART.

MH : MANHOURS
PER: NUMBER OF PERSONS
ET/S: ELAPSED TIME PER STEP

ICN-A350-A-52XXP049-A-FAPE3-05PIZ-A-001-01

Figure ICN-A350-A-52XXP049-A-FAPE3-05PIZ-A-001-01 SHEET 1/2

CONF 010

ELAPSED TIME ASSUMPTION SERVICE BULLETIN No A350-52-P049 01 02

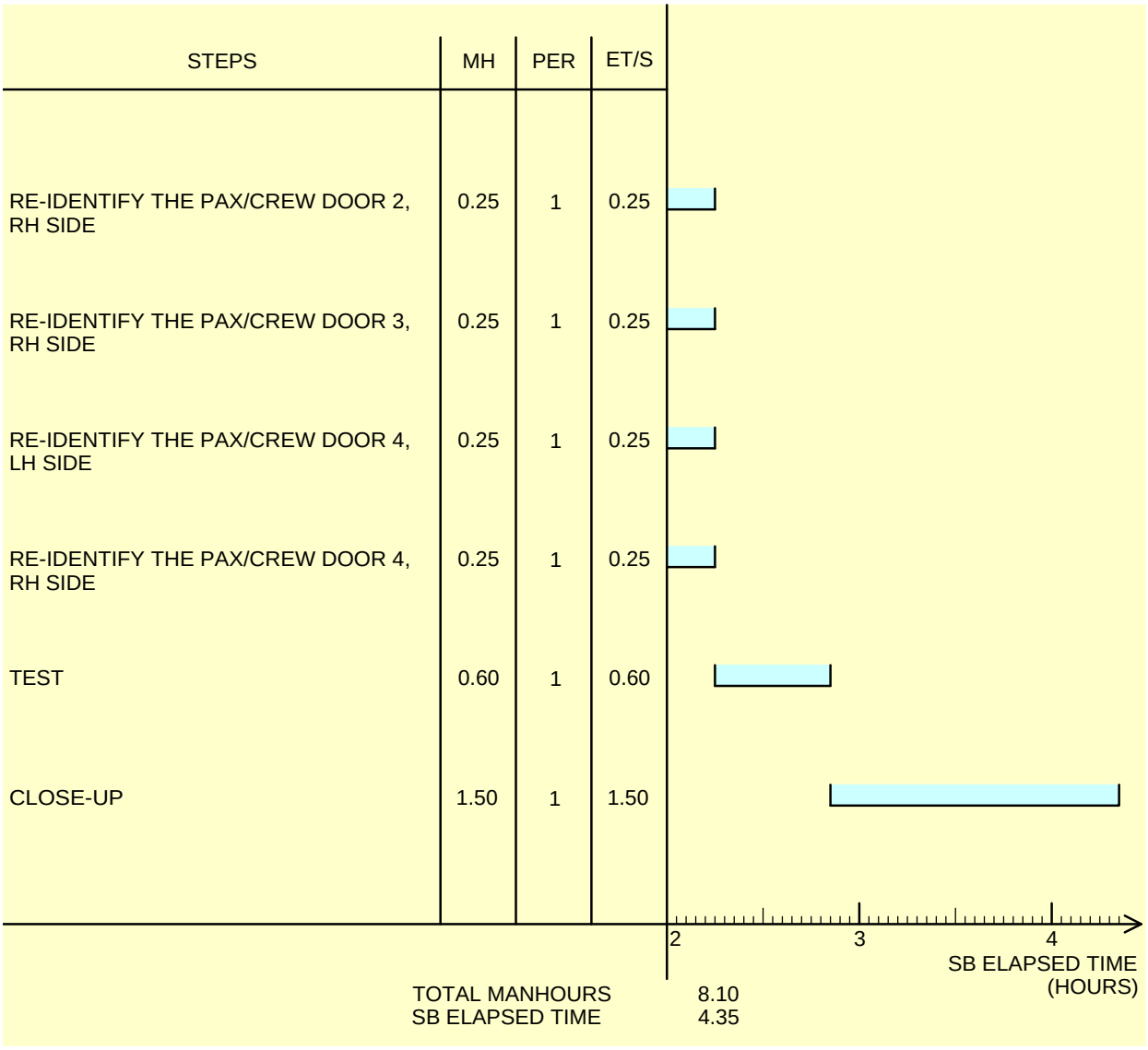

NOTE:

01 THIS CHART IS ONLY A PROPOSAL.
OPERATORS MAY DETERMINE THAT ANOTHER WAY TO DO THE WORK IS MORE SUITABLE FOR THEM.

02 IF A VSB IS INVOLVED, THE ASSOCIATED MANHOURS ARE NOT REFLECTED IN THIS GANTT CHART.

MH : MANHOURS
PER: NUMBER OF PERSONS
ET/S: ELAPSED TIME PER STEP

ICN-A350-A-52XXP049-A-FAPE3-05SVU-A-001-01

Figure ICN-A350-A-52XXP049-A-FAPE3-05SVU-A-001-01 SHEET 2/2

CONF 011

ELAPSED TIME ASSUMPTION SERVICE BULLETIN No A350-52-P049 01 02

STEPS	MH	PER	ET/S
GET ACCESS	1.75	1	1.75
REPLACE THE ACTUATOR OF PAX/CREW DOOR 1, LH SIDE	0.50	1	0.50
REPLACE THE ACTUATOR OF PAX/CREW DOOR 1, RH SIDE	0.50	1	0.50
REPLACE THE ACTUATOR OF PAX/CREW DOOR 2, LH SIDE	0.50	1	0.50
REPLACE THE ACTUATOR OF PAX/CREW DOOR 2, RH SIDE	0.50	1	0.50
REPLACE THE ACTUATOR OF PAX/CREW DOOR 3, LH SIDE	0.50	1	0.50
REPLACE THE ACTUATOR OF PAX/CREW DOOR 3, RH SIDE	0.50	1	0.50
REPLACE THE ACTUATOR OF PAX/CREW DOOR 4, RH SIDE	0.50	1	0.50
RE-IDENTIFY THE PAX/CREW DOOR 1, LH SIDE	0.25	1	0.25
RE-IDENTIFY THE PAX/CREW DOOR 1, RH SIDE	0.25	1	0.25

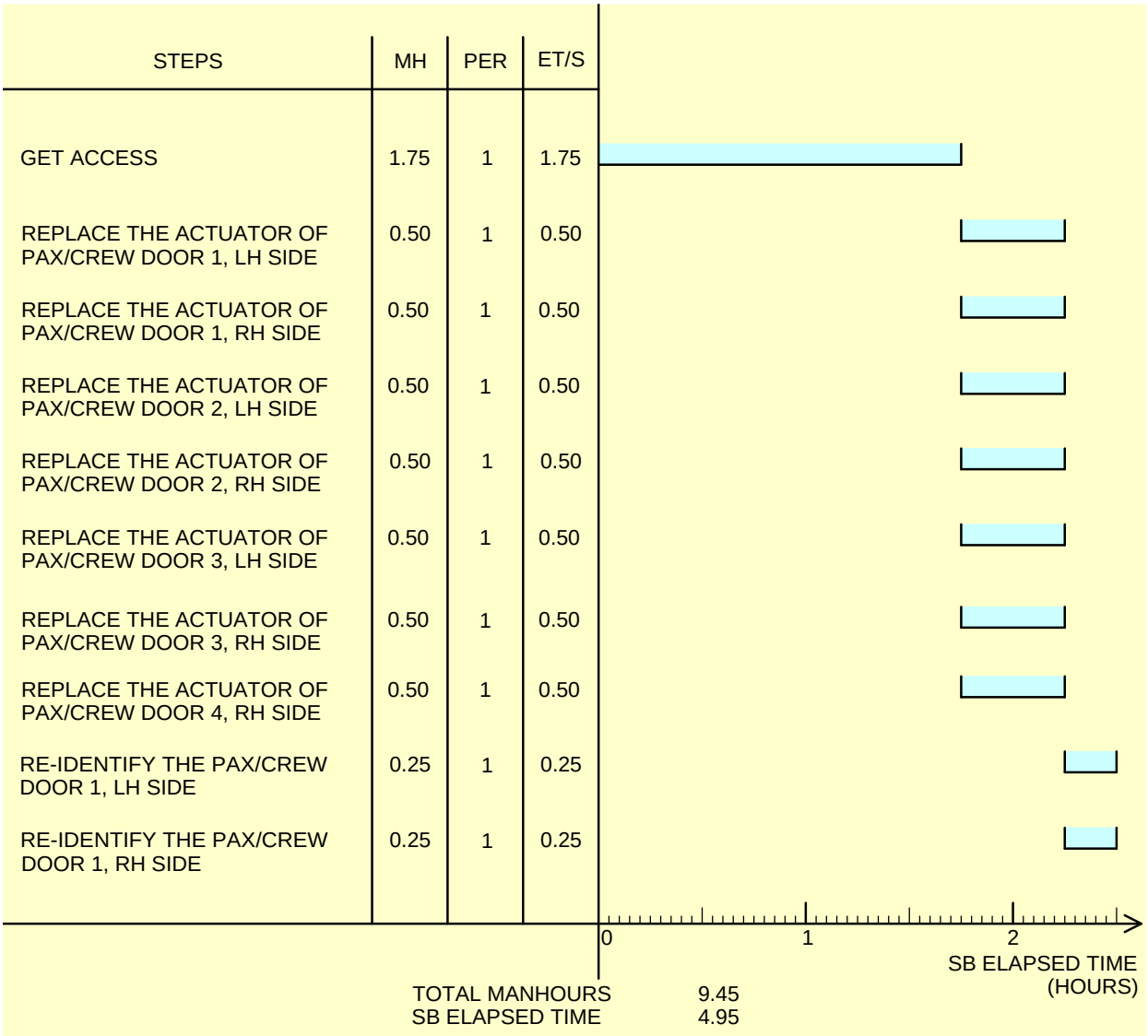

TOTAL MANHOURS 9.45
SB ELAPSED TIME 4.95

NOTE:

GANTT CHART CONTINUES ON SHEET 02.

01 THIS CHART IS ONLY A PROPOSAL.
OPERATORS MAY DETERMINE THAT ANOTHER WAY
TO DO THE WORK IS MORE SUITABLE FOR THEM.

02 IF A VSB IS INVOLVED, THE ASSOCIATED MANHOURS
ARE NOT REFLECTED IN THIS GANTT CHART.

MH : MANHOURS
PER: NUMBER OF PERSONS
ET/S: ELAPSED TIME PER STEP

ICN-A350-A-52XXP049-A-FAPE3-05PJ2-A-001-01

Figure ICN-A350-A-52XXP049-A-FAPE3-05PJ2-A-001-01 SHEET 1/2

CONF 011

ELAPSED TIME ASSUMPTION SERVICE BULLETIN No A350-52-P049 01 02

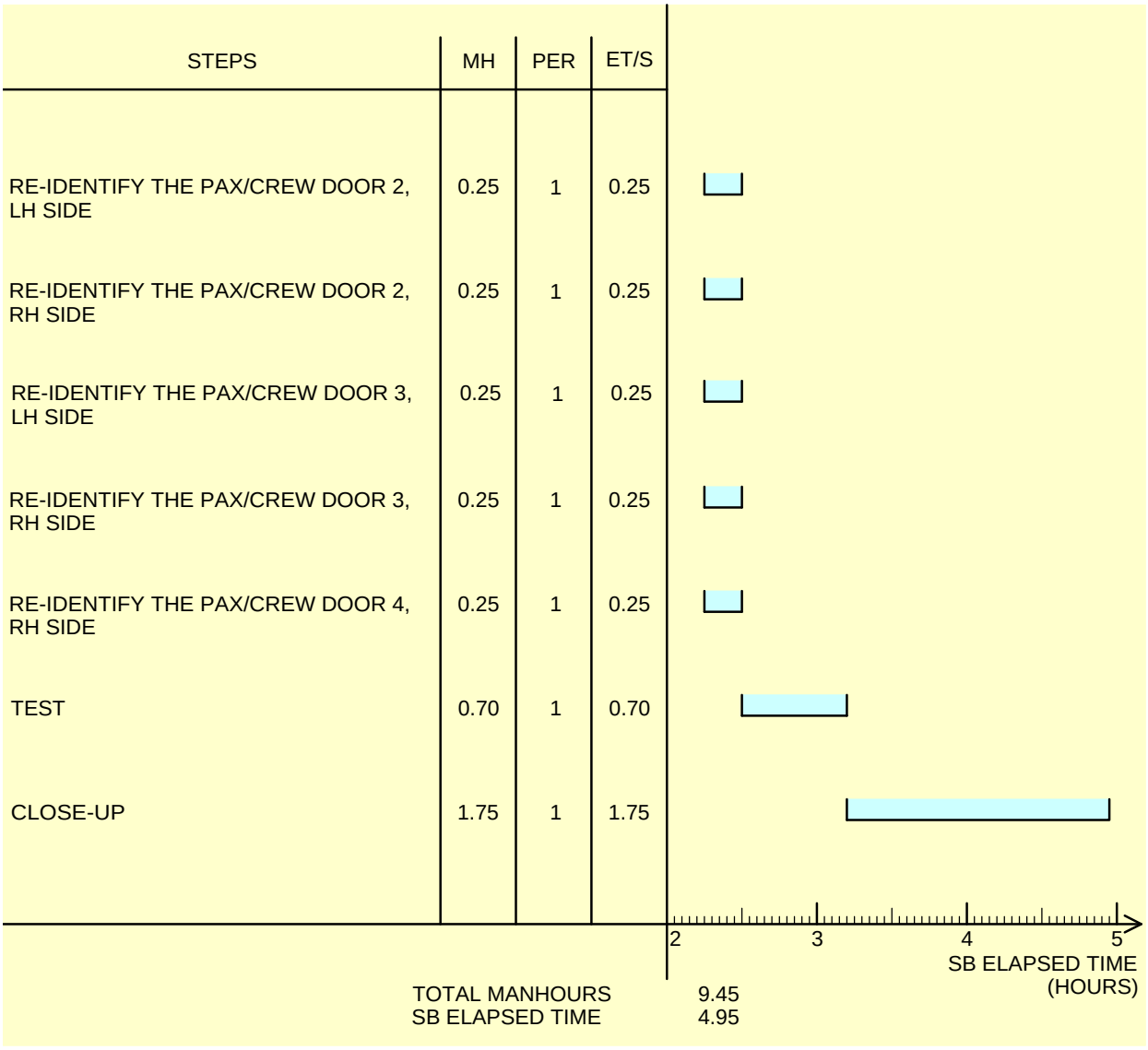

STEPS	MH	PER	ET/S
RE-IDENTIFY THE PAX/CREW DOOR 2, LH SIDE	0.25	1	0.25
RE-IDENTIFY THE PAX/CREW DOOR 2, RH SIDE	0.25	1	0.25
RE-IDENTIFY THE PAX/CREW DOOR 3, LH SIDE	0.25	1	0.25
RE-IDENTIFY THE PAX/CREW DOOR 3, RH SIDE	0.25	1	0.25
RE-IDENTIFY THE PAX/CREW DOOR 4, RH SIDE	0.25	1	0.25
TEST	0.70	1	0.70
CLOSE-UP	1.75	1	1.75
TOTAL MANHOURS	9.45		
SB ELAPSED TIME	4.95		

NOTE:

01 THIS CHART IS ONLY A PROPOSAL.
OPERATORS MAY DETERMINE THAT ANOTHER WAY
TO DO THE WORK IS MORE SUITABLE FOR THEM.

02 IF A VSB IS INVOLVED, THE ASSOCIATED MANHOURS
ARE NOT REFLECTED IN THIS GANTT CHART.

MH : MANHOURS
PER: NUMBER OF PERSONS
ET/S: ELAPSED TIME PER STEP

ICN-A350-A-52XXP049-A-FAPE3-05SVV-A-001-01

Figure ICN-A350-A-52XXP049-A-FAPE3-05SVV-A-001-01 SHEET 2/2

CONF 012

ELAPSED TIME ASSUMPTION SERVICE BULLETIN No A350-52-P049 01 02

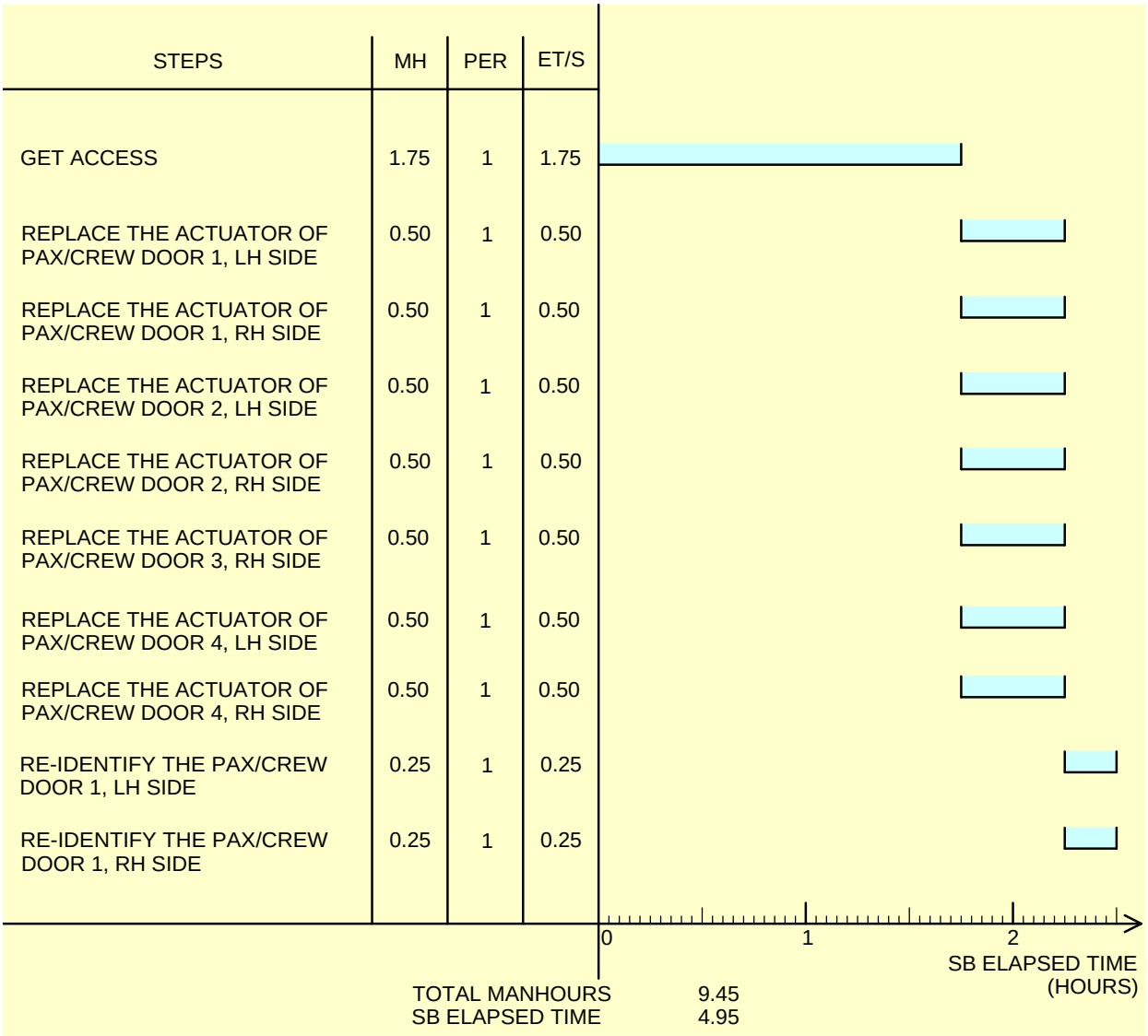

STEPS	MH	PER	ET/S
GET ACCESS	1.75	1	1.75
REPLACE THE ACTUATOR OF PAX/CREW DOOR 1, LH SIDE	0.50	1	0.50
REPLACE THE ACTUATOR OF PAX/CREW DOOR 1, RH SIDE	0.50	1	0.50
REPLACE THE ACTUATOR OF PAX/CREW DOOR 2, LH SIDE	0.50	1	0.50
REPLACE THE ACTUATOR OF PAX/CREW DOOR 2, RH SIDE	0.50	1	0.50
REPLACE THE ACTUATOR OF PAX/CREW DOOR 3, RH SIDE	0.50	1	0.50
REPLACE THE ACTUATOR OF PAX/CREW DOOR 4, LH SIDE	0.50	1	0.50
REPLACE THE ACTUATOR OF PAX/CREW DOOR 4, RH SIDE	0.50	1	0.50
RE-IDENTIFY THE PAX/CREW DOOR 1, LH SIDE	0.25	1	0.25
RE-IDENTIFY THE PAX/CREW DOOR 1, RH SIDE	0.25	1	0.25

TOTAL MANHOURS 9.45
SB ELAPSED TIME 4.95

NOTE:

GANTT CHART CONTINUES ON SHEET 02.

01 THIS CHART IS ONLY A PROPOSAL.
OPERATORS MAY DETERMINE THAT ANOTHER WAY
TO DO THE WORK IS MORE SUITABLE FOR THEM.

02 IF A VSB IS INVOLVED, THE ASSOCIATED MANHOURS
ARE NOT REFLECTED IN THIS GANTT CHART.

MH : MANHOURS
PER: NUMBER OF PERSONS
ET/S: ELAPSED TIME PER STEP

ICN-A350-A-52XXP049-A-FAPE3-05PIY-A-001-01

Figure ICN-A350-A-52XXP049-A-FAPE3-05PIY-A-001-01 SHEET 1/2

CONF 012

ELAPSED TIME ASSUMPTION SERVICE BULLETIN No A350-52-P049 01 02

STEPS	MH	PER	ET/S
RE-IDENTIFY THE PAX/CREW DOOR 2, LH SIDE	0.25	1	0.25
RE-IDENTIFY THE PAX/CREW DOOR 2, RH SIDE	0.25	1	0.25
RE-IDENTIFY THE PAX/CREW DOOR 3, RH SIDE	0.25	1	0.25
RE-IDENTIFY THE PAX/CREW DOOR 4, LH SIDE	0.25	1	0.25
RE-IDENTIFY THE PAX/CREW DOOR 4, RH SIDE	0.25	1	0.25
TEST	0.70	1	0.70
CLOSE-UP	1.75	1	1.75
TOTAL MANHOURS	9.45		
SB ELAPSED TIME	4.95		

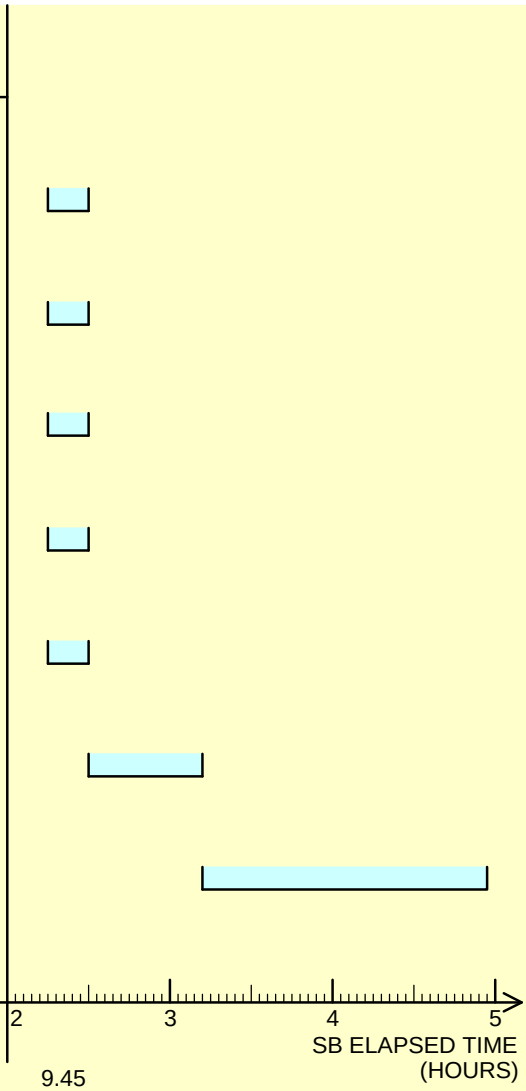

NOTE:

01 THIS CHART IS ONLY A PROPOSAL.
OPERATORS MAY DETERMINE THAT ANOTHER WAY
TO DO THE WORK IS MORE SUITABLE FOR THEM.

02 IF A VSB IS INVOLVED, THE ASSOCIATED MANHOURS
ARE NOT REFLECTED IN THIS GANTT CHART.

MH : MANHOURS
PER: NUMBER OF PERSONS
ET/S: ELAPSED TIME PER STEP

ICN-A350-A-52XXP049-A-FAPE3-05SVT-A-001-01

Figure ICN-A350-A-52XXP049-A-FAPE3-05SVT-A-001-01 SHEET 2/2

CONF 013

ELAPSED TIME ASSUMPTION SERVICE BULLETIN No A350-52-P049 01 02

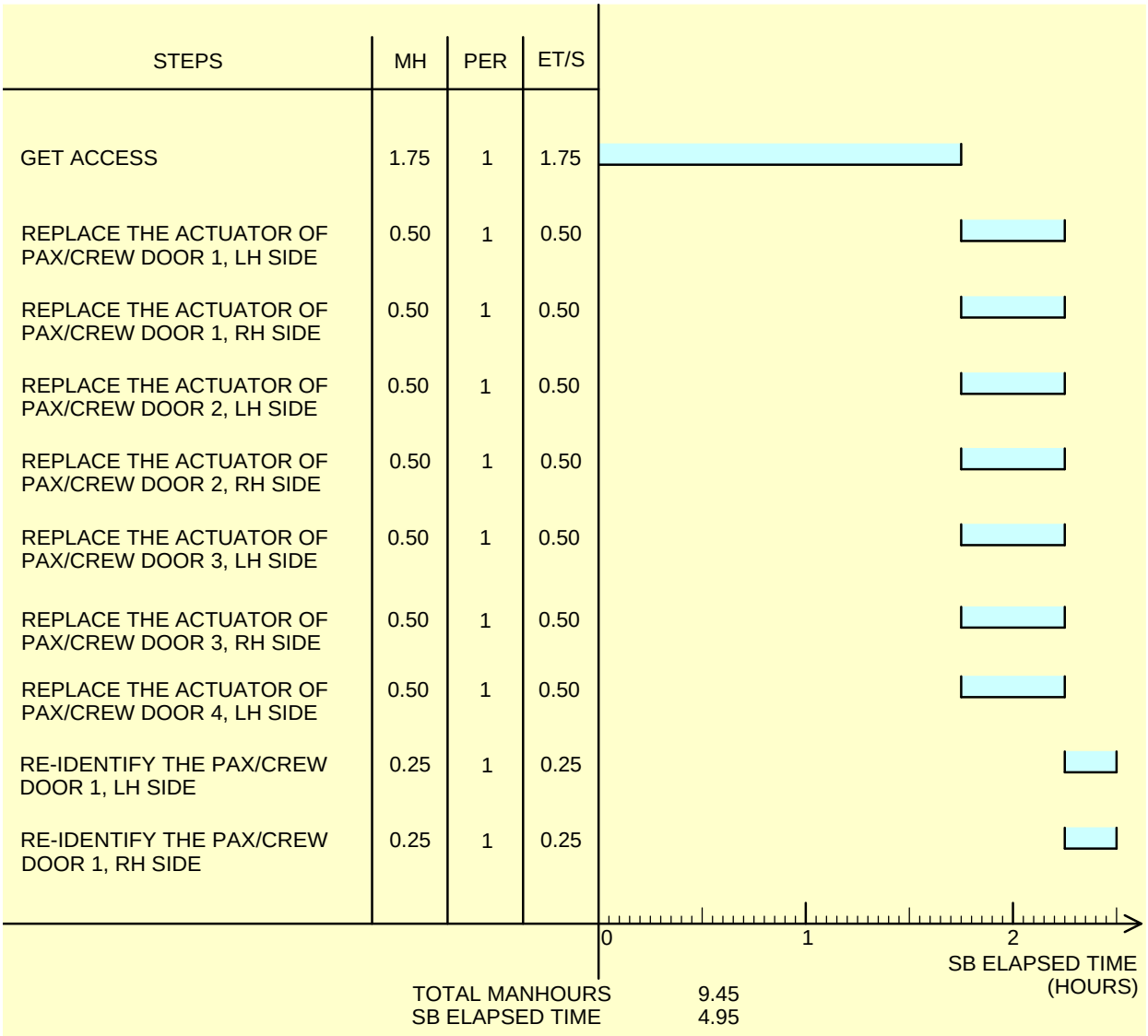

STEPS	MH	PER	ET/S
GET ACCESS	1.75	1	1.75
REPLACE THE ACTUATOR OF PAX/CREW DOOR 1, LH SIDE	0.50	1	0.50
REPLACE THE ACTUATOR OF PAX/CREW DOOR 1, RH SIDE	0.50	1	0.50
REPLACE THE ACTUATOR OF PAX/CREW DOOR 2, LH SIDE	0.50	1	0.50
REPLACE THE ACTUATOR OF PAX/CREW DOOR 2, RH SIDE	0.50	1	0.50
REPLACE THE ACTUATOR OF PAX/CREW DOOR 3, LH SIDE	0.50	1	0.50
REPLACE THE ACTUATOR OF PAX/CREW DOOR 3, RH SIDE	0.50	1	0.50
REPLACE THE ACTUATOR OF PAX/CREW DOOR 4, LH SIDE	0.50	1	0.50
RE-IDENTIFY THE PAX/CREW DOOR 1, LH SIDE	0.25	1	0.25
RE-IDENTIFY THE PAX/CREW DOOR 1, RH SIDE	0.25	1	0.25

TOTAL MANHOURS 9.45
SB ELAPSED TIME 4.95

NOTE:

GANTT CHART CONTINUES ON SHEET 02.

01 THIS CHART IS ONLY A PROPOSAL.
OPERATORS MAY DETERMINE THAT ANOTHER WAY TO DO THE WORK IS MORE SUITABLE FOR THEM.

02 IF A VSB IS INVOLVED, THE ASSOCIATED MANHOURS ARE NOT REFLECTED IN THIS GANTT CHART.

MH : MANHOURS
PER: NUMBER OF PERSONS
ET/S: ELAPSED TIME PER STEP

ICN-A350-A-52XXP049-A-FAPE3-05PIX-A-001-01

Figure ICN-A350-A-52XXP049-A-FAPE3-05PIX-A-001-01 SHEET 1/2

CONF 013

ELAPSED TIME ASSUMPTION SERVICE BULLETIN No A350-52-P049 01 02

STEPS	MH	PER	ET/S
RE-IDENTIFY THE PAX/CREW DOOR 2, LH SIDE	0.25	1	0.25
RE-IDENTIFY THE PAX/CREW DOOR 2, RH SIDE	0.25	1	0.25
RE-IDENTIFY THE PAX/CREW DOOR 3, LH SIDE	0.25	1	0.25
RE-IDENTIFY THE PAX/CREW DOOR 3, RH SIDE	0.25	1	0.25
RE-IDENTIFY THE PAX/CREW DOOR 4, LH SIDE	0.25	1	0.25
TEST	0.70	1	0.70
CLOSE-UP	1.75	1	1.75
TOTAL MANHOURS	9.45		
SB ELAPSED TIME	4.95		

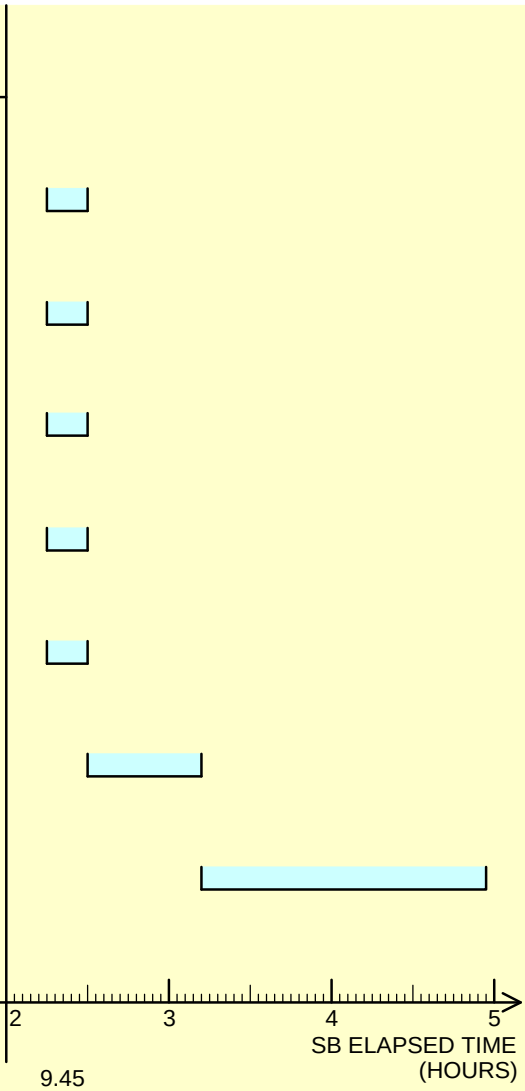

NOTE:

01 THIS CHART IS ONLY A PROPOSAL.
OPERATORS MAY DETERMINE THAT ANOTHER WAY
TO DO THE WORK IS MORE SUITABLE FOR THEM.

02 IF A VSB IS INVOLVED, THE ASSOCIATED MANHOURS
ARE NOT REFLECTED IN THIS GANTT CHART.

MH : MANHOURS
PER: NUMBER OF PERSONS
ET/S: ELAPSED TIME PER STEP

ICN-A350-A-52XXP049-A-FAPE3-05SVS-A-001-01

Figure ICN-A350-A-52XXP049-A-FAPE3-05SVS-A-001-01 SHEET 2/2

CONF 014

ELAPSED TIME ASSUMPTION SERVICE BULLETIN No A350-52-P049 01 02

STEPS	MH	PER	ET/S
GET ACCESS	1.00	1	1.00
REPLACE THE ACTUATOR OF PAX/CREW DOOR 1, LH SIDE	0.50	1	0.50
REPLACE THE ACTUATOR OF PAX/CREW DOOR 1, RH SIDE	0.50	1	0.50
REPLACE THE ACTUATOR OF PAX/CREW DOOR 3, LH SIDE	0.50	1	0.50
REPLACE THE ACTUATOR OF PAX/CREW DOOR 3, RH SIDE	0.50	1	0.50
RE-IDENTIFY THE PAX/CREW DOOR 1, LH SIDE	0.25	1	0.25
RE-IDENTIFY THE PAX/CREW DOOR 1, RH SIDE	0.25	1	0.25
RE-IDENTIFY THE PAX/CREW DOOR 3, LH SIDE	0.25	1	0.25
RE-IDENTIFY THE PAX/CREW DOOR 3, RH SIDE	0.25	1	0.25
TEST	0.40	1	0.40
CLOSE-UP	1.00	1	1.00

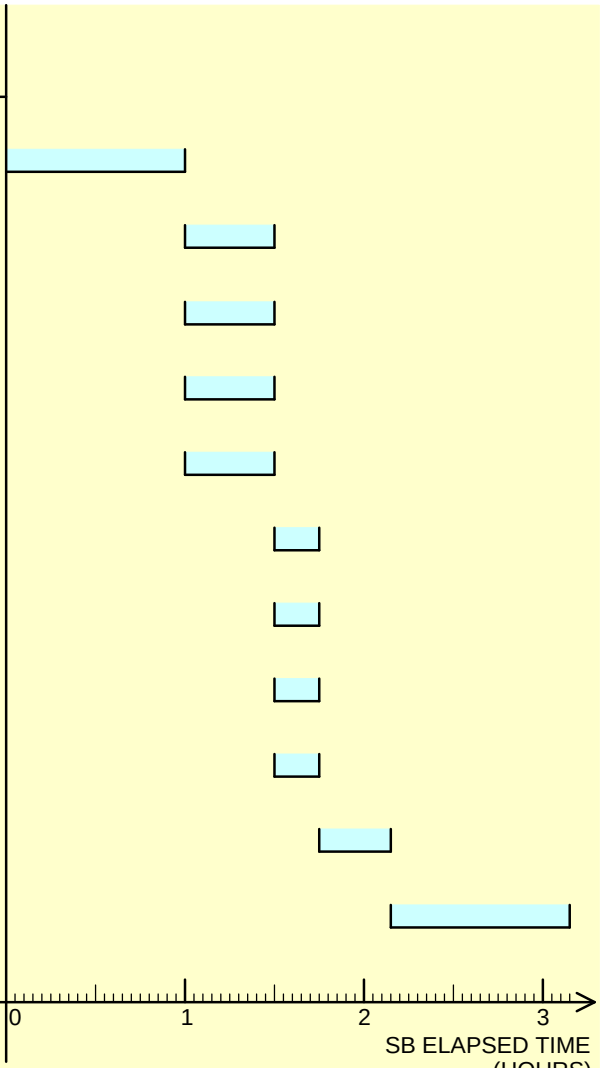

TOTAL MANHOURS 5.40
SB ELAPSED TIME 3.15

NOTE:

01 THIS CHART IS ONLY A PROPOSAL.
OPERATORS MAY DETERMINE THAT ANOTHER WAY TO DO THE WORK IS MORE SUITABLE FOR THEM.

02 IF A VSB IS INVOLVED, THE ASSOCIATED MANHOURS ARE NOT REFLECTED IN THIS GANTT CHART.

MH : MANHOURS
PER: NUMBER OF PERSONS
ET/S: ELAPSED TIME PER STEP

ICN-A350-A-52XXP049-A-FAPE3-05PJ0-A-001-01

Figure ICN-A350-A-52XXP049-A-FAPE3-05PJ0-A-001-01 SHEET 1/1

CONF 015

ELAPSED TIME ASSUMPTION SERVICE BULLETIN No A350-52-P049 01 02

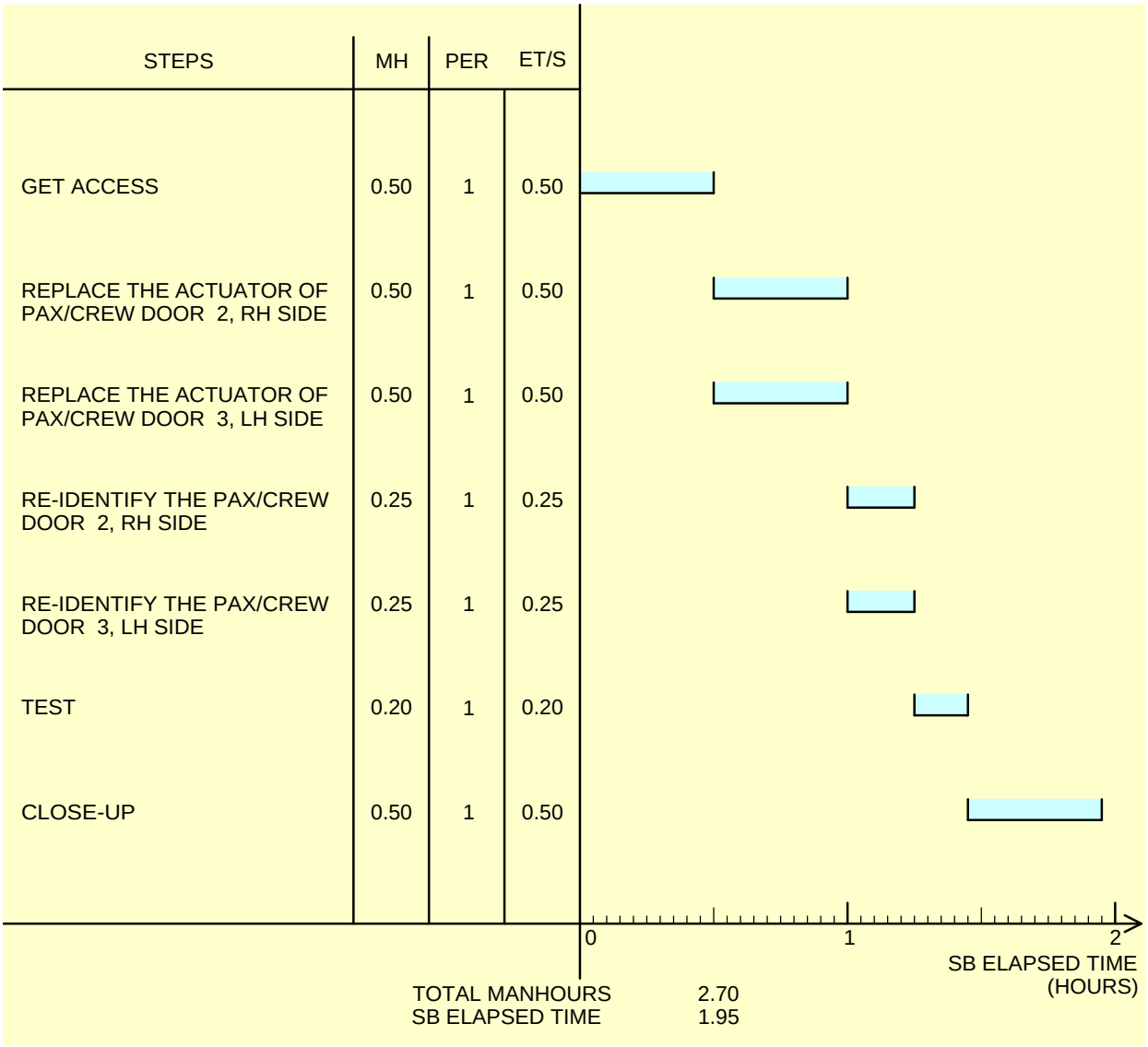

NOTE:

01 THIS CHART IS ONLY A PROPOSAL.
OPERATORS MAY DETERMINE THAT ANOTHER WAY TO DO THE WORK IS MORE SUITABLE FOR THEM.

02 IF A VSB IS INVOLVED, THE ASSOCIATED MANHOURS ARE NOT REFLECTED IN THIS GANTT CHART.

MH : MANHOURS
PER: NUMBER OF PERSONS
ET/S: ELAPSED TIME PER STEP

ICN-A350-A-52XXP049-A-FAPE3-05PJ1-A-001-01

Figure ICN-A350-A-52XXP049-A-FAPE3-05PJ1-A-001-01 SHEET 1/1

CONF 016

ELAPSED TIME ASSUMPTION SERVICE BULLETIN No A350-52-P049 01 02

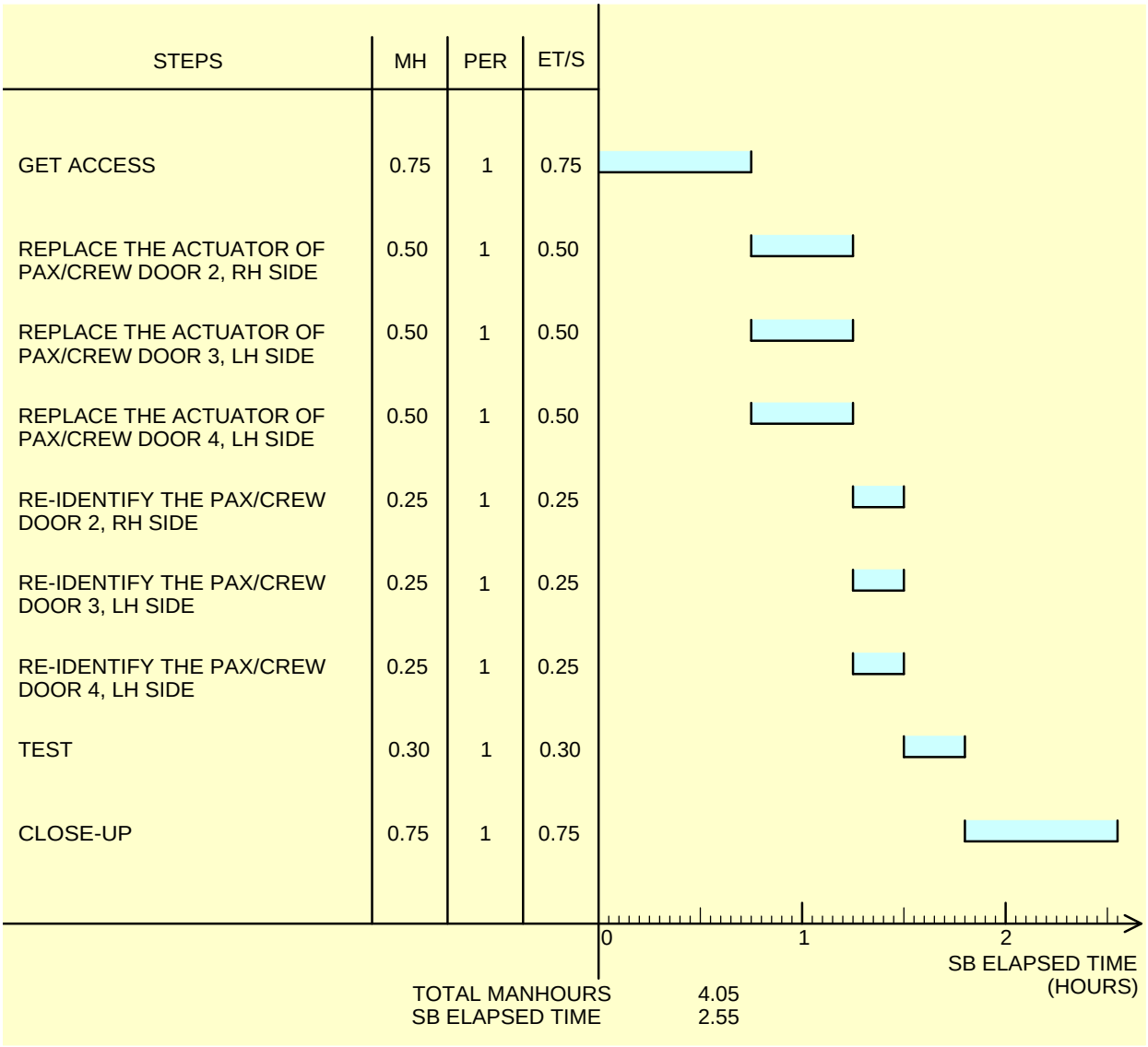

NOTE:

01 THIS CHART IS ONLY A PROPOSAL.
OPERATORS MAY DETERMINE THAT ANOTHER WAY TO DO THE WORK IS MORE SUITABLE FOR THEM.

02 IF A VSB IS INVOLVED, THE ASSOCIATED MANHOURS ARE NOT REFLECTED IN THIS GANTT CHART.

MH : MANHOURS
PER: NUMBER OF PERSONS
ET/S: ELAPSED TIME PER STEP

ICN-A350-A-52XXP049-A-FAPE3-05PIW-A-001-01

Figure ICN-A350-A-52XXP049-A-FAPE3-05PIW-A-001-01 SHEET 1/1

CONF 017

ELAPSED TIME ASSUMPTION SERVICE BULLETIN No A350-52-P049 01 02

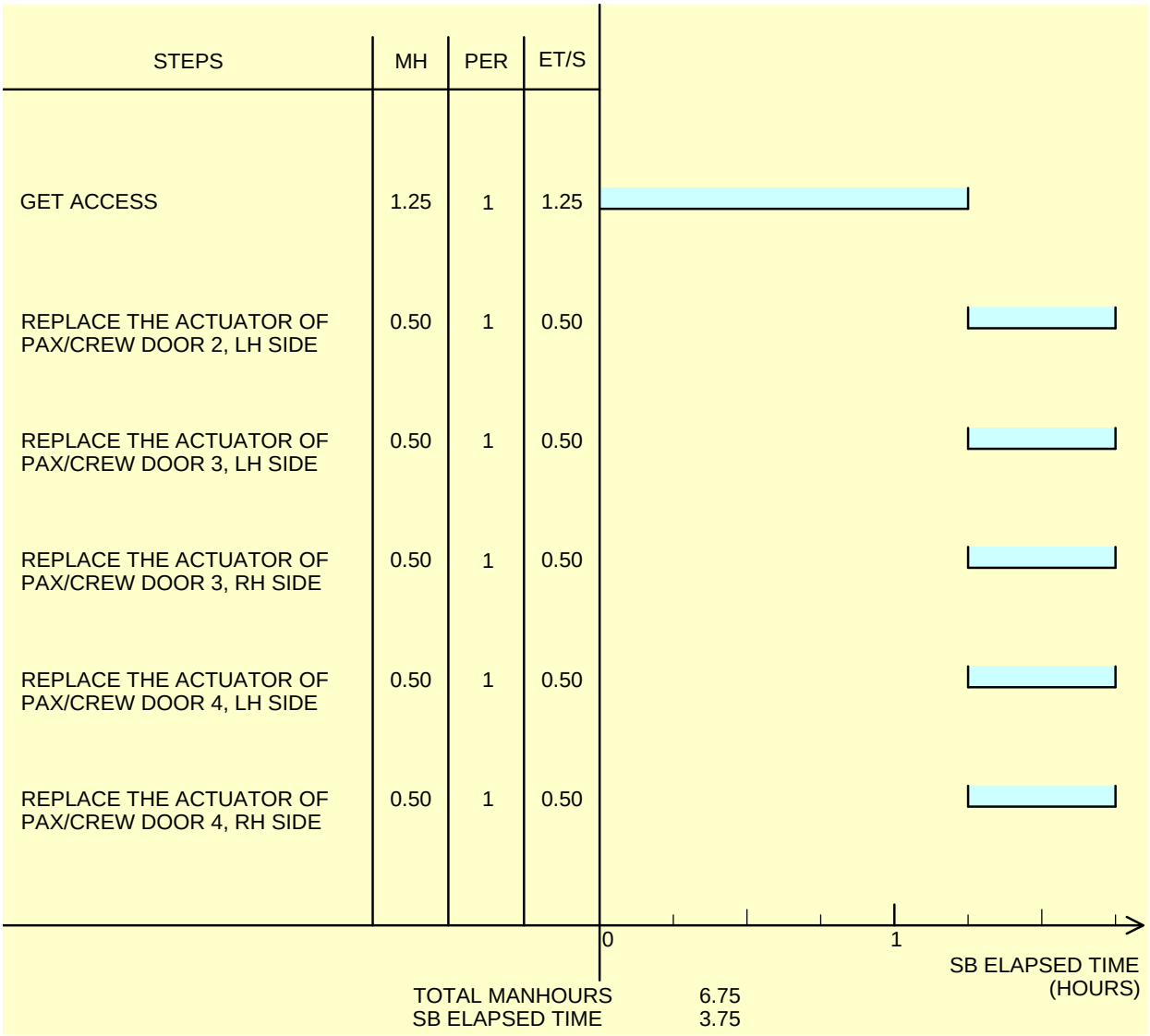

NOTE:

GANTT CHART CONTINUES ON SHEET 02.

01 THIS CHART IS ONLY A PROPOSAL.
OPERATORS MAY DETERMINE THAT ANOTHER WAY TO DO THE WORK IS MORE SUITABLE FOR THEM.

02 IF A VSB IS INVOLVED, THE ASSOCIATED MANHOURS ARE NOT REFLECTED IN THIS GANTT CHART.

MH : MANHOURS
PER: NUMBER OF PERSONS
ET/S: ELAPSED TIME PER STEP

ICN-A350-A-52XXP049-A-FAPE3-05PIV-A-001-01

Figure ICN-A350-A-52XXP049-A-FAPE3-05PIV-A-001-01 SHEET 1/2

CONF 017

ELAPSED TIME ASSUMPTION SERVICE BULLETIN No A350-52-P049 01 02

STEPS	MH	PER	ET/S
RE-IDENTIFY THE PAX/CREW DOOR 2, LH SIDE	0.25	1	0.25
RE-IDENTIFY THE PAX/CREW DOOR 3, LH SIDE	0.25	1	0.25
RE-IDENTIFY THE PAX/CREW DOOR 3, RH SIDE	0.25	1	0.25
RE-IDENTIFY THE PAX/CREW DOOR 4, LH SIDE	0.25	1	0.25
RE-IDENTIFY THE PAX/CREW DOOR 4, RH SIDE	0.25	1	0.25
TEST	0.50	1	0.50
CLOSE-UP	1.25	1	1.25
TOTAL MANHOURS	6.75		
SB ELAPSED TIME	3.75		

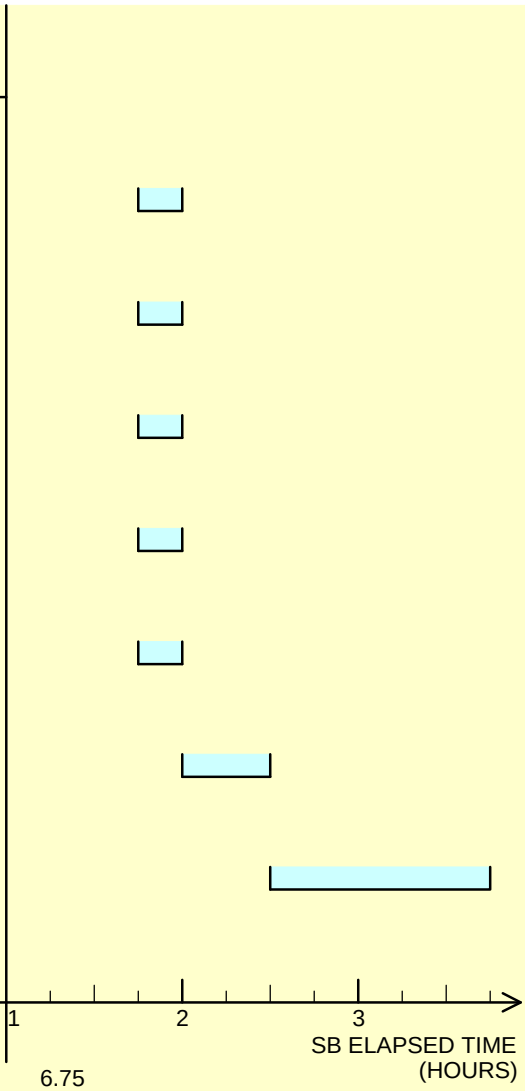

NOTE:

01 THIS CHART IS ONLY A PROPOSAL.
OPERATORS MAY DETERMINE THAT ANOTHER WAY
TO DO THE WORK IS MORE SUITABLE FOR THEM.

02 IF A VSB IS INVOLVED, THE ASSOCIATED MANHOURS
ARE NOT REFLECTED IN THIS GANTT CHART.

MH : MANHOURS
PER: NUMBER OF PERSONS
ET/S: ELAPSED TIME PER STEP

ICN-A350-A-52XXP049-A-FAPE3-05SVR-A-001-01

Figure ICN-A350-A-52XXP049-A-FAPE3-05SVR-A-001-01 SHEET 2/2

CONF 019

ELAPSED TIME ASSUMPTION SERVICE BULLETIN No A350-52-P049 01 02

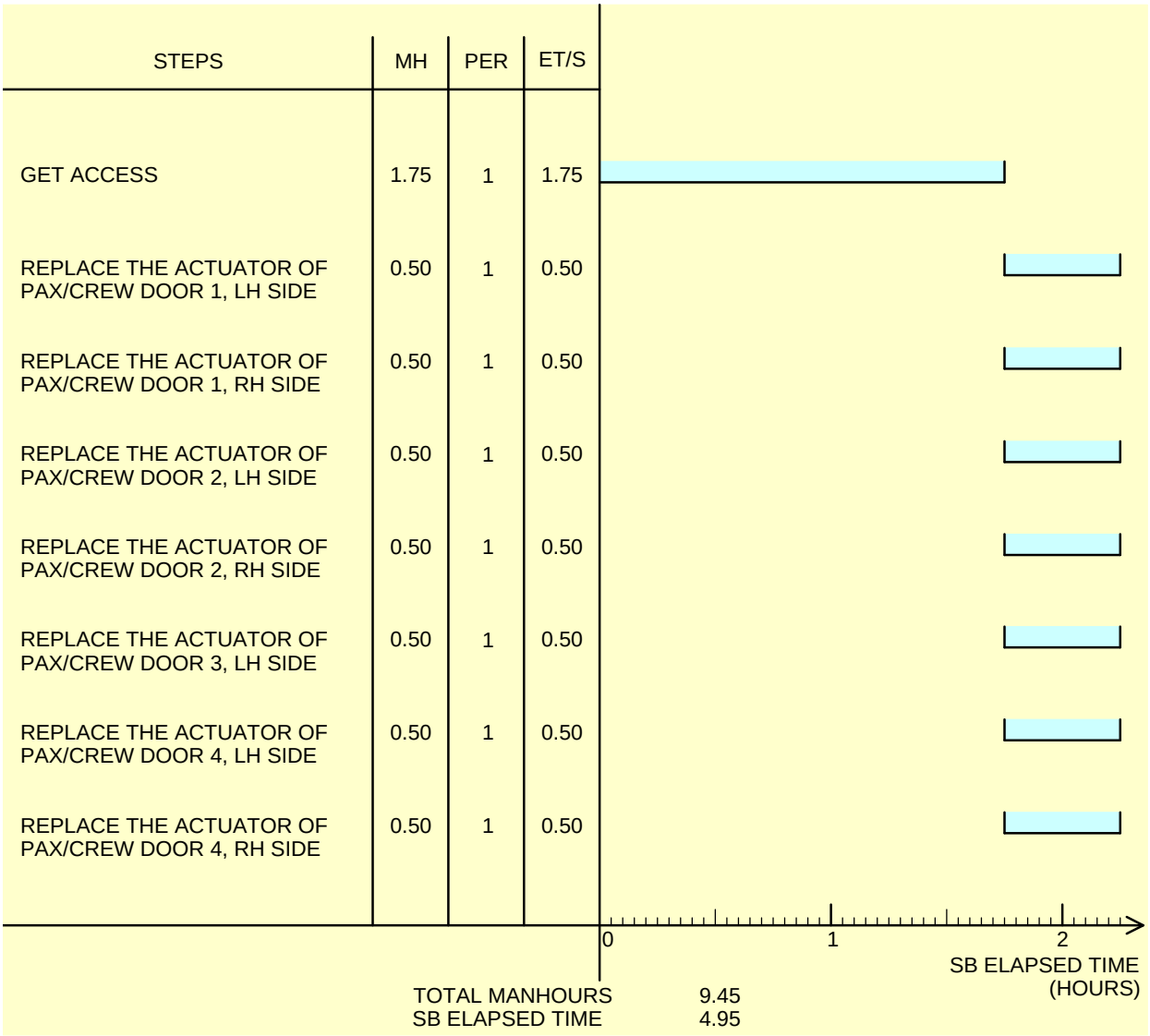

STEPS	MH	PER	ET/S
GET ACCESS	1.75	1	1.75
REPLACE THE ACTUATOR OF PAX/CREW DOOR 1, LH SIDE	0.50	1	0.50
REPLACE THE ACTUATOR OF PAX/CREW DOOR 1, RH SIDE	0.50	1	0.50
REPLACE THE ACTUATOR OF PAX/CREW DOOR 2, LH SIDE	0.50	1	0.50
REPLACE THE ACTUATOR OF PAX/CREW DOOR 2, RH SIDE	0.50	1	0.50
REPLACE THE ACTUATOR OF PAX/CREW DOOR 3, LH SIDE	0.50	1	0.50
REPLACE THE ACTUATOR OF PAX/CREW DOOR 4, LH SIDE	0.50	1	0.50
REPLACE THE ACTUATOR OF PAX/CREW DOOR 4, RH SIDE	0.50	1	0.50

TOTAL MANHOURS 9.45
SB ELAPSED TIME 4.95

NOTE:

GANTT CHART CONTINUES ON SHEET 02.

01 THIS CHART IS ONLY A PROPOSAL.
OPERATORS MAY DETERMINE THAT ANOTHER WAY
TO DO THE WORK IS MORE SUITABLE FOR THEM.

02 IF A VSB IS INVOLVED, THE ASSOCIATED MANHOURS
ARE NOT REFLECTED IN THIS GANTT CHART.

MH : MANHOURS
PER: NUMBER OF PERSONS
ET/S: ELAPSED TIME PER STEP

ICN-A350-A-52XXP049-A-FAPE3-05PIU-A-001-01

Figure ICN-A350-A-52XXP049-A-FAPE3-05PIU-A-001-01 SHEET 1/2

CONF 019

ELAPSED TIME ASSUMPTION SERVICE BULLETIN No A350-52-P049 01 02

STEPS	MH	PER	ET/S
RE-IDENTIFY THE PAX/CREW DOOR 1, LH SIDE	0.25	1	0.25
RE-IDENTIFY THE PAX/CREW DOOR 1, RH SIDE	0.25	1	0.25
RE-IDENTIFY THE PAX/CREW DOOR 2, LH SIDE	0.25	1	0.25
RE-IDENTIFY THE PAX/CREW DOOR 2, RH SIDE	0.25	1	0.25
RE-IDENTIFY THE PAX/CREW DOOR 3, LH SIDE	0.25	1	0.25
RE-IDENTIFY THE PAX/CREW DOOR 4, LH SIDE	0.25	1	0.25
RE-IDENTIFY THE PAX/CREW DOOR 4, RH SIDE	0.25	1	0.25
TEST	0.70	1	0.70
CLOSE-UP	1.75	1	1.75

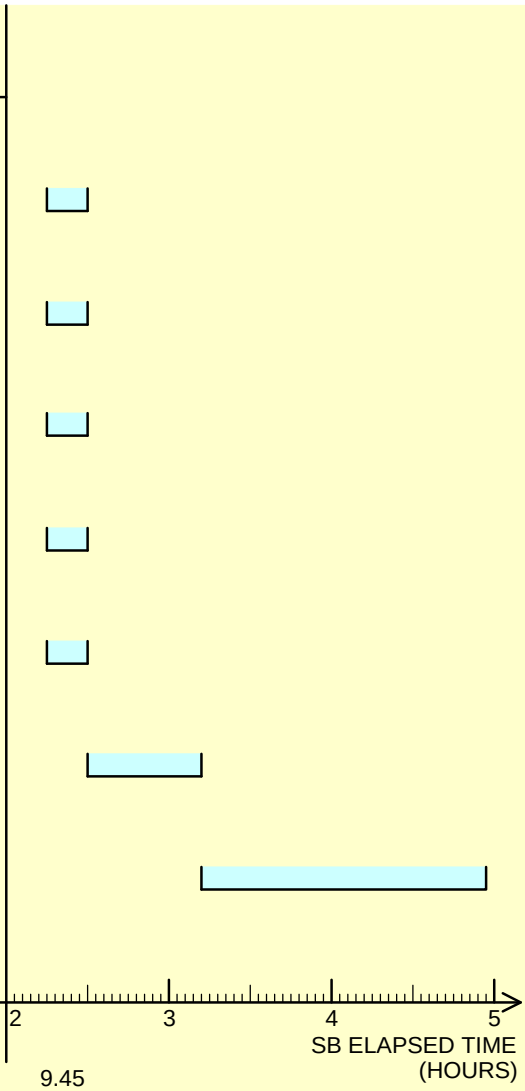

TOTAL MANHOURS 9.45
SB ELAPSED TIME 4.95

NOTE:

01 THIS CHART IS ONLY A PROPOSAL.
OPERATORS MAY DETERMINE THAT ANOTHER WAY
TO DO THE WORK IS MORE SUITABLE FOR THEM.

02 IF A VSB IS INVOLVED, THE ASSOCIATED MANHOURS
ARE NOT REFLECTED IN THIS GANTT CHART.

MH : MANHOURS
PER: NUMBER OF PERSONS
ET/S: ELAPSED TIME PER STEP

ICN-A350-A-52XXP049-A-FAPE3-05SVQ-A-001-01

Figure ICN-A350-A-52XXP049-A-FAPE3-05SVQ-A-001-01 SHEET 2/2

CONF 021

ELAPSED TIME ASSUMPTION SERVICE BULLETIN No A350-52-P049 01 02

STEPS	MH	PER	ET/S
GET ACCESS	1.00	1	1.00
REPLACE THE ACTUATOR OF PAX/CREW DOOR 1, RH SIDE	0.50	1	0.50
REPLACE THE ACTUATOR OF PAX/CREW DOOR 2, RH SIDE	0.50	1	0.50
REPLACE THE ACTUATOR OF PAX/CREW DOOR 3, LH SIDE	0.50	1	0.50
REPLACE THE ACTUATOR OF PAX/CREW DOOR 3, RH SIDE	0.50	1	0.50
RE-IDENTIFY THE PAX/CREW DOOR 1, RH SIDE	0.25	1	0.25
RE-IDENTIFY THE PAX/CREW DOOR 2, RH SIDE	0.25	1	0.25
RE-IDENTIFY THE PAX/CREW DOOR 3, LH SIDE	0.25	1	0.25
RE-IDENTIFY THE PAX/CREW DOOR 3, RH SIDE	0.25	1	0.25
TEST	0.40	1	0.40
CLOSE-UP	1.00	1	1.00

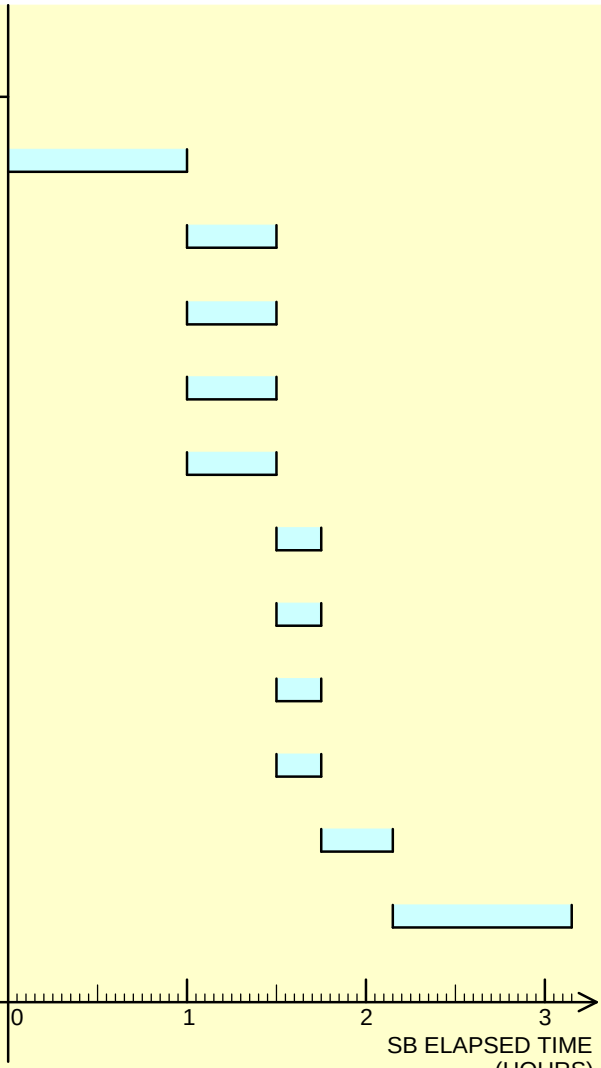

TOTAL MANHOURS 5.40
SB ELAPSED TIME 3.15

NOTE:

01 THIS CHART IS ONLY A PROPOSAL.
OPERATORS MAY DETERMINE THAT ANOTHER WAY TO DO THE WORK IS MORE SUITABLE FOR THEM.

02 IF A VSB IS INVOLVED, THE ASSOCIATED MANHOURS ARE NOT REFLECTED IN THIS GANTT CHART.

MH : MANHOURS
PER: NUMBER OF PERSONS
ET/S: ELAPSED TIME PER STEP

ICN-A350-A-52XXP049-A-FAPE3-05PJS-A-001-01

Figure ICN-A350-A-52XXP049-A-FAPE3-05PJS-A-001-01 SHEET 1/1

CONF 022

ELAPSED TIME ASSUMPTION SERVICE BULLETIN No A350-52-P049 01 02

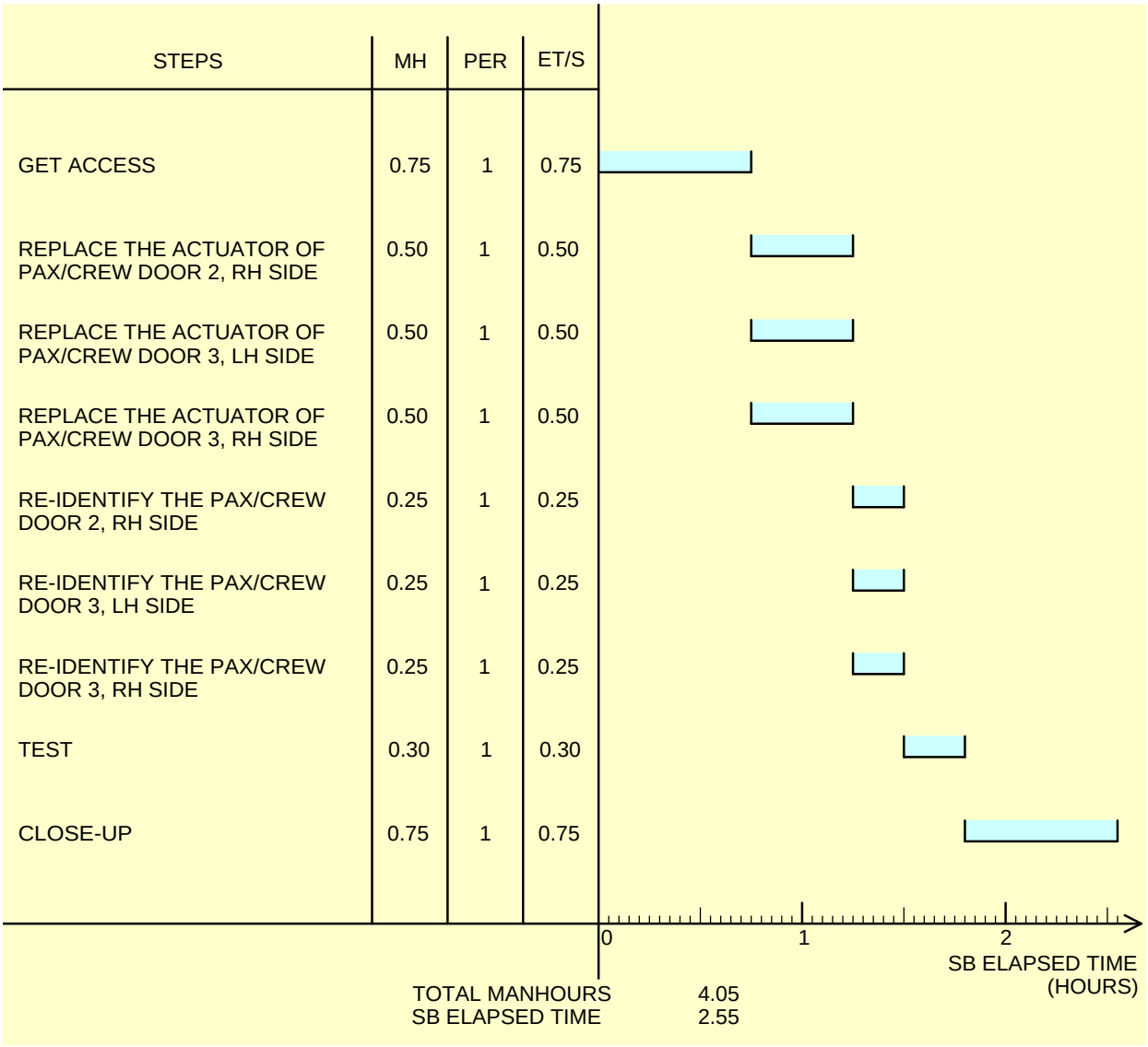

NOTE:

01 THIS CHART IS ONLY A PROPOSAL.
OPERATORS MAY DETERMINE THAT ANOTHER WAY TO DO THE WORK IS MORE SUITABLE FOR THEM.

02 IF A VSB IS INVOLVED, THE ASSOCIATED MANHOURS ARE NOT REFLECTED IN THIS GANTT CHART.

MH : MANHOURS
PER: NUMBER OF PERSONS
ET/S: ELAPSED TIME PER STEP

ICN-A350-A-52XXP049-A-FAPE3-05PJR-A-001-01

Figure ICN-A350-A-52XXP049-A-FAPE3-05PJR-A-001-01 SHEET 1/1

CONF 023

ELAPSED TIME ASSUMPTION SERVICE BULLETIN No A350-52-P049 01 02

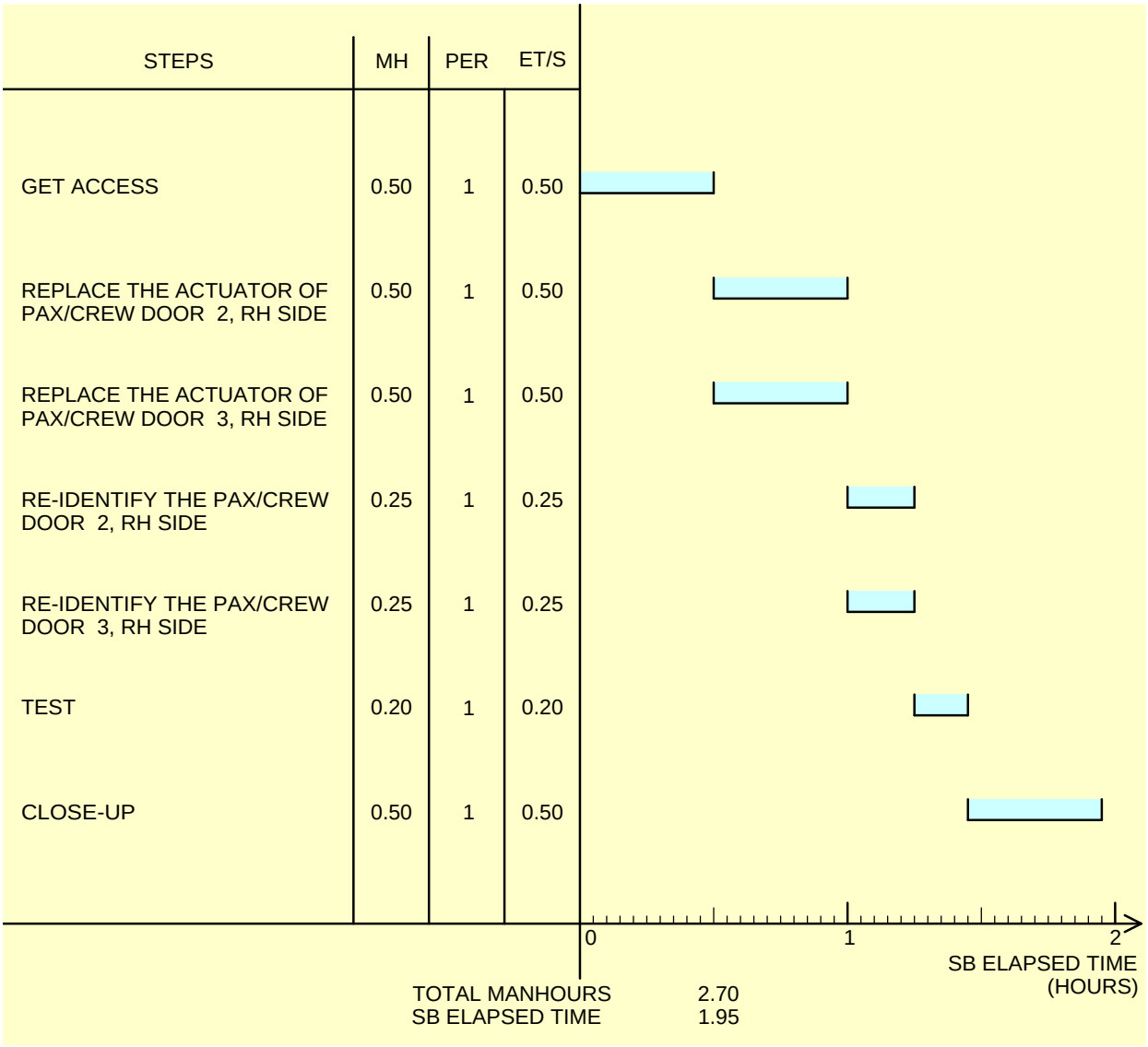

NOTE:

01 THIS CHART IS ONLY A PROPOSAL.
OPERATORS MAY DETERMINE THAT ANOTHER WAY TO DO THE WORK IS MORE SUITABLE FOR THEM.

02 IF A VSB IS INVOLVED, THE ASSOCIATED MANHOURS ARE NOT REFLECTED IN THIS GANTT CHART.

MH : MANHOURS
PER: NUMBER OF PERSONS
ET/S: ELAPSED TIME PER STEP

ICN-A350-A-52XXP049-A-FAPE3-05PJQ-A-001-01

Figure ICN-A350-A-52XXP049-A-FAPE3-05PJQ-A-001-01 SHEET 1/1

CONF 024

ELAPSED TIME ASSUMPTION SERVICE BULLETIN No A350-52-P049 01 02

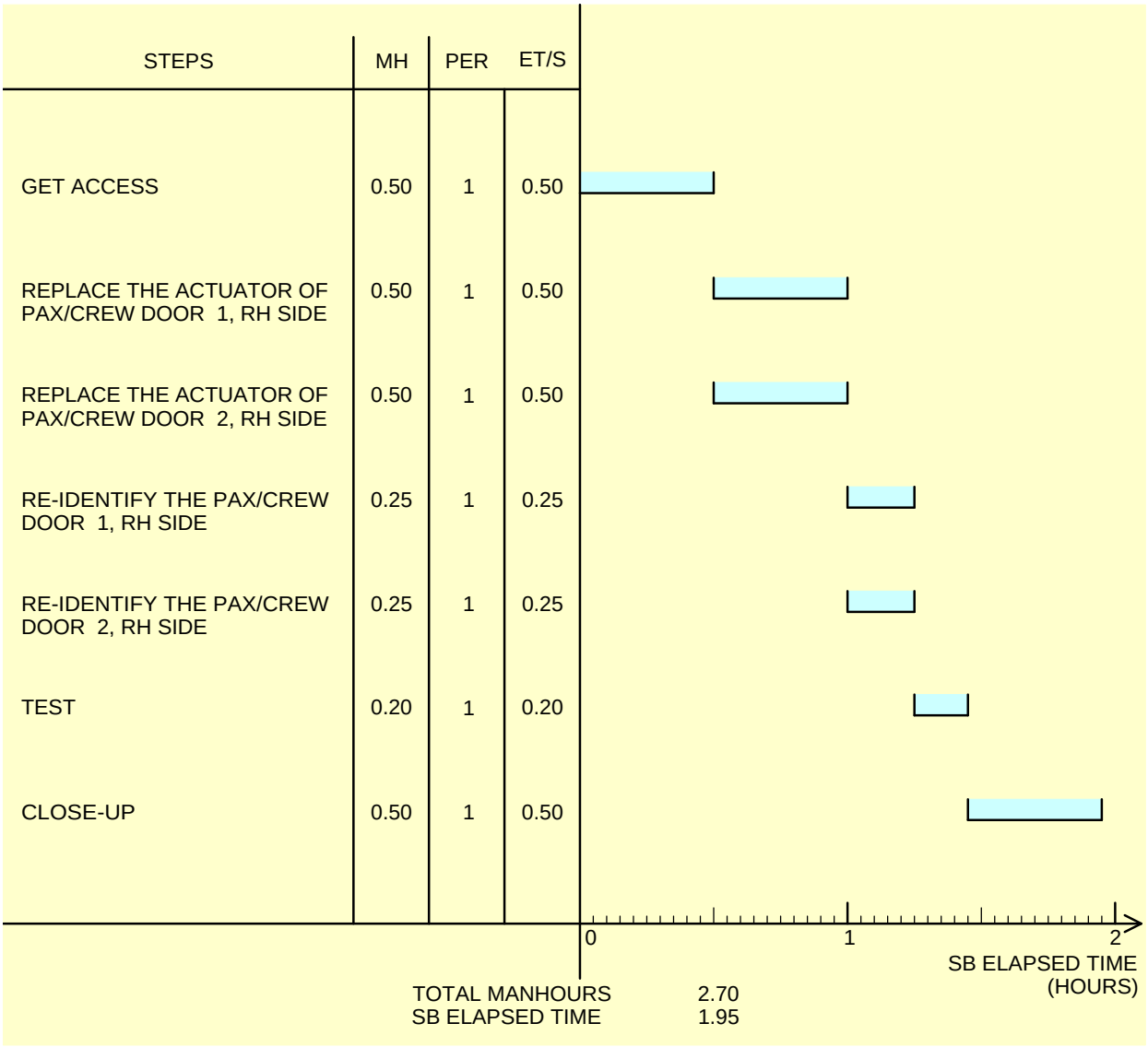

NOTE:

01 THIS CHART IS ONLY A PROPOSAL.
OPERATORS MAY DETERMINE THAT ANOTHER WAY TO DO THE WORK IS MORE SUITABLE FOR THEM.

02 IF A VSB IS INVOLVED, THE ASSOCIATED MANHOURS ARE NOT REFLECTED IN THIS GANTT CHART.

MH : MANHOURS
PER: NUMBER OF PERSONS
ET/S: ELAPSED TIME PER STEP

ICN-A350-A-52XXP049-A-FAPE3-05PJT-A-001-01

Figure ICN-A350-A-52XXP049-A-FAPE3-05PJT-A-001-01 SHEET 1/1

CONF ALL

B. REPORTING SHEET

TITLE:	DOORS - PASSENGER/CREW - OPTIMIZE DOOR EMERGENCY OPENING ACTUATORS TO AVOID OIL LEAKAGE

MODIFICATION No.:	111630L39180 111631L39181 111632L39182 111633L39176 111634L39179 111635L39175 111637L39177 111638L39178

(1) SB Reporting status

This Service Bulletin will only be incorporated into affected customized Maintenance and Flight Operations Products if it is duly reported to Airbus.

(2) GENERAL information

The SB Reporting policy is published in ISI 00.00.00135. This document provides information regarding: the SB Reporting means and benefits, the update of customized Maintenance Products and customized Flight Operations Products.

If this Service Bulletin has an operational impact, refer to paragraph "Flight Operations Products" for further information on the update of affected Flight Operations Products.

(3) SB Reporting procedure

Standard practice to report SB is to use the online reporting application on AirbusWorld.

Refer to ISI 00.00.00179:

- For complete information on reporting means to Airbus, Question 2 "What are the standard practices for SB Reporting?"
- If this SB requires previous or simultaneous accomplishment of other SBs, Question 3 "What about the reporting of prerequisite Service Bulletins?"

NOTE: ISI 00.00.00179 covers all the frequently asked questions about SB Reporting. It is revised on a regular basis.

C. QUALITY PERCEPTION FORM

Use this form to tell us what is your perception of the quality of this Service Bulletin.

The reported data that you provide us will be used to analyse areas of difficulties and to take corrective action to further improve the quality of our Service Bulletin.

We thank you for the time you have taken in completing this form.

Quality rating of this SB	4	3	2	1
Quality rating of the Accomplishment Instructions	4	3	2	1
Quality rating of the Illustrations	4	3	2	1
Is this SB easy to understand ?	Y / N			

NOTE: Please rate on a scale of 1 to 4, with 4 being the highest score

If you have difficulties in the accomplishment of this SB please quote below the area(s) and give a short description of the issue.

	Planning		Material		Instructions
X	Applicability	X	Tooling	X	Preparation
X	Reason	X	List of Materials Operator Supplied	X	Mod/Inspection
X	Manpower	X	Kit content	X	Test
X	References	X	Re-identification	X	Close-up
X	Publication			X	Illustrations
X	Industry Support				

Comments :

Operator : Date :

Name/Title

Please return this form to :

AIRBUS
2, ROND POINT EMILE DEWOITINE
31700 BLAGNAC
FRANCE

Or via your Resident Customer Support Office.