CONF ALL

AIRBUS

2, ROND POINT EMILE DEWOITINE

31700 BLAGNAC

FRANCE

The content of this document is the property of Airbus. All rights including copyrights are reserved.

It is supplied in confidence and commercial security on its contents must be maintained.

It must not be used for any purpose other than that for which it is supplied, nor may information contained in it be disclosed to unauthorized persons.

It must not be reproduced in whole or in part without permission in writing from the owners of the copyright. Requests for reproduction of any data in this document and the media authorized for it must be addressed to Airbus.

ATA SYSTEM: 54

TITLE: NACELLES/PYLONS - LOWER FAIRING - IMPROVE TITANIUM LAPF FIREWALL ON PW4000 ENGINES

MODIFICATION No.:

209295S35581

ATA SYSTEM: 54

TITLE: NACELLES/PYLONS - LOWER FAIRING - IMPROVE TITANIUM LAPF FIREWALL ON PW4000 ENGINES

SUMMARY

This summary is for information only and is not approved for modification of the aircraft.

A. MODIFICATIONS

MODIFICATION CLASSIFICATION	
MAJOR	None
MINOR	209295S35581

NOTE: As per EASA IR 21, a minor change is one that has no appreciable effect on the mass, balance, structural strength, reliability, operational characteristics affecting the airworthiness of the product. All other changes are major changes.

B. REASON

(1) History

A330 aircraft powered by PW4164, PW4168, PW4168A, PW4164-1D, PW4168-1D, PW4168A-1D and PW4170 engines and in pre-MOD 53623 configuration are currently equipped with part number (PNR) 72A100-701 or PNR 72A100-703 Lower Aft Pylon Fairing (LAPF). These LAPF include PNR 72A100-425 firewalls, which are subject to mandated DVI for crack inspection every 2 years, as requested by Airworthiness Directive (AD) F-2004-028 R2.

(2) Objective/Action

This Service Bulletin (SB) is issued to advise all operators of A330 aircraft as mentioned above of the issue of PRATT & WHITNEY Service Bulletin PW4G-100-A54-12.

This Service Bulletin recommends replacing PNR 72A100-703 LAPF (including PNR 72A100-425 firewalls) by new PNR 72A100-713 LAPF (including new 72A100-627 firewalls). A330 aircraft equipped with pre-MOD 53623 PNR 72A100-701 LAPF shall apply PW VSB PW4G-100-54-1 first, in order to modify PNR 72A100-701 into PNR 72A100-703, before applying the current SB A330-54-3050.

(3) Advantages

The accomplishment of this Service Bulletin will allow terminating Airworthiness Directive pending at the time of release of this SB.

(4) Operational/Maintenance Consequences

None

C. GENERAL EVALUATION

EVALUATION TABLE			
COMPLIANCE	RECOMMENDED	COST SAVING	NO
A/C OPERATION AFFECTED	NO	VENDOR SB	YES
CANCELS INSPECTION SB	YES	ETOPS AFFECTED	NO
PAX COMFORT AFFECTED	NO	POTENTIAL AD	YES
RELIABILITY AFFECTED	NO	STRUCTURAL LIFE EXTENSION	NO

EVALUATION TABLE			
LIFE LIMIT	NO	LINE MAINTENANCE AFFECTED	NO
VALIDATION ON AIRCRAFT	NO	BOOKLET AVAILABLE	NO

NOTE: Service Bulletin recommended to be accomplished to prevent significant operational disruptions.

D. MAINTENANCE CONFIGURATION

No specific aircraft maintenance configuration required.

E. MATERIAL PRICE INFORMATION

(1) Modification of the Lower APF (LAPF)

(a) Task set A330-A-54-XX-3050-01000-93AA-A Modification of the Lower APF (LAPF)

No material

F. APPLICABILITY

This Service Bulletin is applicable to this (these) operator(s):

26L 39N 46L 48L 68M 69X 72T 78X 82W 83V 98X AAL AAR ABR ARG DAL F2I FWI G8E GRL KAL MAS PLM RSY TAP U6A VIR

G. CONCURRENT REQUIREMENTS

None

H. NATURE OF THE WORK

(1) Modification of the Lower APF (LAPF)

(a) Task set A330-A-54-XX-3050-01000-93AA-A Modification of the Lower APF (LAPF)

AIRCRAFT	YES
EQUIPMENT	NO

I. MANPOWER

(1) Modification of the Lower APF (LAPF)

(a) Task set A330-A-54-XX-3050-01000-93AA-A Modification of the Lower APF (LAPF)

MANPOWER		
TOTAL MAN-HOURS		13.00 h
ELAPSED TIME (HOURS)		4.25 h
Additional man-hours related to Vendor SB; refer to:		
Modify the LH Lower APF in accordance with VSB	Ref. PRATT AND WHITNEY AIRCRAFT (16359) VSB PW4G-100-A54-12	BENCH
Modify the RH Lower APF in accordance with VSB	Ref. PRATT AND WHITNEY AIRCRAFT (16359) VSB PW4G-100-A54-12	BENCH

J. GENERAL OVERVIEW

CONF ALL

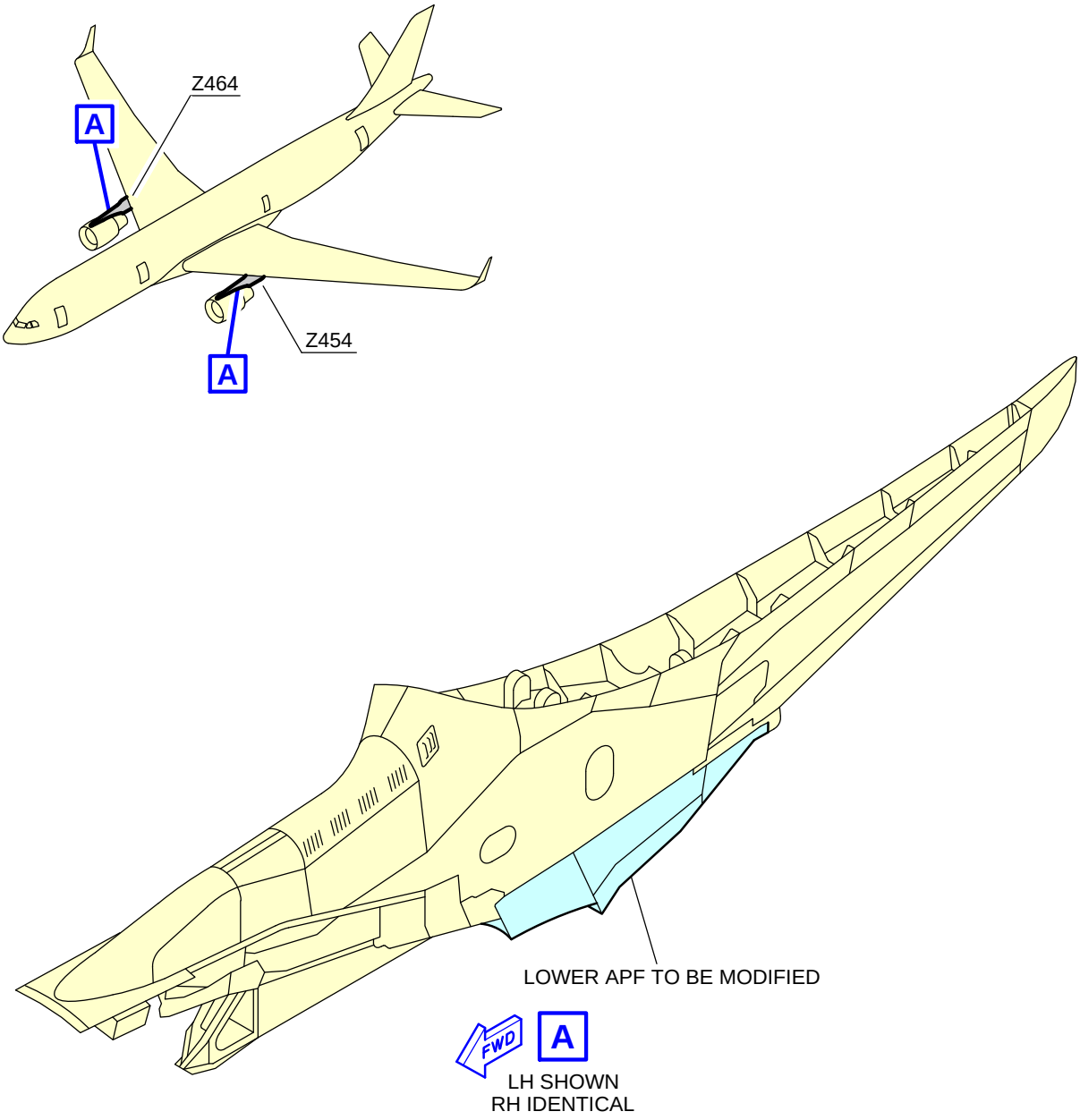

ICN-A330-A-54XX3050-A-FAPE3-019XU-A-001-01

Figure ICN-A330-A-54XX3050-A-FAPE3-019XU-A-001-01 Fig.SA Sol.AA SHEET 1/1

ATA SYSTEM: 54

TITLE: NACELLES/PYLONS - LOWER FAIRING - IMPROVE TITANIUM LAPF FIREWALL ON PW4000 ENGINES

1. PLANNING INFORMATION

A. APPLICABILITY

NOTE: This modification No. 209295S35581 is applicable by Service Bulletin only.

NOTE: This Service Bulletin is only applicable to aircraft equipped with PW4000 engines.

(1) Models

ON A/C 0181, 0195, 0222, 0223, 0226, 0229, 0230, 0249, 0253, 0255, 0258, 0275, 0288, 0290, 0291, 0296, 0300, 0305, 0308, 0312, 0317, 0322, 0324, 0343, 0353, 0358, 0362, 0364, 0366, 0403, 0432, 0444, 0469, 0476, 0493, 0609, 0614, 0618, 0620, 0621, 0631, 0633, 0665

330-223

ON A/C 0050, 0060, 0062, 0065, 0112, 0122

330-321

ON A/C 0072, 0082, 0087, 0095, 0096, 0116, 0120, 0127, 0143, 0162, 0171, 0172, 0206, 0209, 0219, 0224, 0241

330-322

ON A/C 0256, 0267, 0315, 0323, 0333, 0337, 0338, 0342, 0346, 0350, 0351, 0368, 0370, 0375, 0380, 0388, 0425, 0428, 0484, 0490, 0524, 0533, 0542, 0549, 0550, 0552, 0578, 0588, 0591, 0640, 0663

330-323

CONF ALL

(2) Applicability by MSN

0050 0060 0062 0065 0072 0082 0087 0095 0096 0112 0116 0120 0122 0127 0143 0162 0171 0172 0181 0195 0206 0209 0219 0222-0224 0226 0229 0230 0241 0249 0253 0255 0256 0258 0267 0275 0288 0290 0291 0296 0300 0305 0308 0312 0315 0317 0322-0324 0333 0337 0338 0342 0343 0346 0350 0351 0353 0358 0362 0364 0366 0368 0370 0375 0380 0388 0403 0425 0428 0432 0444 0469 0476 0484 0490 0493 0524 0533 0542 0549 0550 0552 0578 0588 0591 0609 0614 0618 0620 0621 0631 0633 0640 0663 0665

(3) MSN by configuration

MSN	CONFIGURATION
0050 0060 0062 0065 0072 0082 0087 0095 0096 0112 0116 0120 0122 0127 0143 0162 0171 0172 0181 0195 0206 0209 0219 0222 0223 0224 0226 0229 0230 0241 0249 0253 0255 0256 0258 0267 0275 0288 0290 0291 0296 0300 0305 0308 0312 0315 0317 0322 0323 0324 0333 0337 0338 0342 0343 0346 0350 0351 0353 0358 0362 0364 0366 0368 0370 0375 0380 0388 0403 0425 0428 0432 0444 0469 0476 0484 0490 0493 0524 0533 0542 0549 0550 0552 0578 0588 0591 0609 0614 0618 0620 0621 0631 0633 0640 0663 0665	001

(4) Configuration definition

Configuration 001

CONF 001 is applicable for all the aircraft affected by this Service Bulletin as a standard configuration.

CONF 001 covers the change from PN 72A100-703 to PN 72A100-713. Change from PN 72A100-705 to PN 72A100-713 is for retrofit purpose only and not covered by this SB.

CONF 001 retrofits following modifications: 209295S35581.

B. CONCURRENT REQUIREMENTS

None

C. REASON

(1) History

A330 aircraft powered by PW4164, PW4168, PW4168A, PW4164-1D, PW4168-1D, PW4168A-1D and PW4170 engines and in pre-MOD 53623 configuration are currently equipped with part number (PNR) 72A100-701 or PNR 72A100-703 Lower Aft Pylon Fairing (LAPF). These LAPF include PNR 72A100-425 firewalls, which are subject to mandated DVI for crack inspection every 2 years, as requested by Airworthiness Directive (AD) F-2004-028 R2.

(2) Objective/Action

This Service Bulletin (SB) is issued to advise all operators of A330 aircraft as mentioned above of the issue of PRATT & WHITNEY Service Bulletin PW4G-100-A54-12.

This Service Bulletin recommends replacing PNR 72A100-703 LAPF (including PNR 72A100-425 firewalls) by new PNR 72A100-713 LAPF (including new 72A100-627 firewalls). A330 aircraft equipped with pre-MOD 53623 PNR 72A100-701 LAPF shall apply PW VSB PW4G-100-54-1 first, in order to modify PNR 72A100-701 into PNR 72A100-703, before applying the current SB A330-54-3050.

(3) Advantages

The accomplishment of this Service Bulletin will allow terminating Airworthiness Directive pending at the time of release of this SB.

(4) Operational/Maintenance Consequences

None

D. DESCRIPTION

To accomplish this Service Bulletin it is necessary to:

(1) Modification of the Lower APF (LAPF)

(a) Task set A330-A-54-XX-3050-01000-93AA-A Modification of the Lower APF (LAPF)

1 Remove the Lower APF at LH Pylon

2 Modify the LH Lower APF in accordance with VSB

3 Install the Lower APF at LH Pylon

4 Remove the Lower APF at RH Pylon

5 Modify the RH Lower APF in accordance with VSB

6 Install the Lower APF at RH Pylon

E. COMPLIANCE

(1) Classification

RECOMMENDED: Service Bulletin recommended to be accomplished to prevent significant operational disruptions.

(2) Accomplishment Timescale

Accomplishment of this Service Bulletin is recommended at the earliest opportunity where manpower and facilities are available.

F. APPROVAL

The technical content of this document is approved under the authority of the Design Organisation Approval ref. EASA.21J.031.

If an aircraft listed in the applicability has a modification or repair embodied that is not of AIRBUS origin, and which affects the content of this Service Bulletin, the operator is responsible for obtaining approval by its airworthiness authority for any adaptation necessary before incorporation of the Service Bulletin.

G. MANPOWER

The manpower estimates given in this Service Bulletin are based on the direct labor cost to do the work. These estimates assume that the work will be done by experienced personnel, and may need to be revised upwards to suit operator’s circumstances. The estimates do not include the time to prepare, plan or inspect the work. Manufacture and procurement of parts and tools, drying times for paints, sealants, etc., and general administration work are also not included.

(1) Modification of the Lower APF (LAPF)

(a) Task set A330-A-54-XX-3050-01000-93AA-A Modification of the Lower APF (LAPF)

PREPARATION		
Job Set-up	2.00 h	
PROCEDURE		
Remove the Lower APF at LH Pylon	2.00 h	
Install the Lower APF at LH Pylon	2.50 h	
Remove the Lower APF at RH Pylon	2.00 h	
Install the Lower APF at RH Pylon	2.50 h	
PREPARATION FOR TEST		
None		
TEST		
None		
CLOSE-UP		
Close-up	2.00 h	
TOTAL MAN-HOURS	13.00 h	
ELAPSED TIME (HOURS)	4.25 h	
Additional man-hours related to Vendor SB; refer to:		
Modify the LH Lower APF in accordance with VSB	Ref. PRATT AND WHITNEY AIRCRAFT (16359) VSB PW4G-100-A54-12	BENCH
Modify the RH Lower APF in accordance with VSB	Ref. PRATT AND WHITNEY AIRCRAFT (16359) VSB PW4G-100-A54-12	BENCH

NOTE: For an explanation of the man-hours and elapsed time, refer to the Gantt Chart given in Appendix Manpower Gantt Chart.

H. WEIGHT AND BALANCE

Not changed

I. ELECTRICAL LOAD DATA

Not changed

J. REFERENCES

(1) Modification of the Lower APF (LAPF)

(a) Task set A330-A-54-XX-3050-01000-93AA-A Modification of the Lower APF (LAPF)

AIRCRAFT MAINTENANCE MANUAL (AMM)	
06-20-00, Page Block 001	Task 12-34-24-860-802
Task 54-56-11-000-803 Task 54-56-11-400-803	

ELECTRICAL STANDARD PRACTICES MANUAL (ESPM)
20-55-00

VENDOR SERVICE BULLETIN (VSB)
PRATT AND WHITNEY AIRCRAFT (16359) VSB PW4G-100-A54-12

K. PUBLICATION AFFECTED

ILLUSTRATED PARTS CATALOG (IPC)

L. INDUSTRY SUPPORT INFORMATION

AIRBUS will not provide industry support for accomplishment of this Service Bulletin.

2. MATERIAL INFORMATION

A. MATERIAL APPLICABILITY

Material for task set A330-A-54-XX-3050-01000-93AA-A Modification of the Lower APF (LAPF)

MATERIAL	QTY	SEE NOTES
Referenced consumables	See SB	
Re-identified parts	See SB	
Interchangeable parts	See SB	

B. TOOLING

No tools

C. CONSUMABLES

Referenced consumables for task set A330-A-54-XX-3050-01000-93AA-A Modification of the Lower APF (LAPF)

To accomplish this Service Bulletin it is necessary to use the consumable materials listed in:

Ref. AMM Task 54-56-11-400-803

D. LIST OF NEW PARTS

No parts

E. LIST OF EXISTING PARTS

Re-identified parts for task set A330-A-54-XX-3050-01000-93AA-A Modification of the Lower APF (LAPF)

ITEM	NEW PART No.	KEYWORD	ITEM	OLD PART No.	SEE NOTES
1	72A100-713	FAIRING	(1)	72A100-703	(1) (2)
NOTE(S)					
(1): Refer to the PRATT AND WHITNEY AIRCRAFT Service Bulletin No. PW4G-100-A54-12 for the equipment modification sales terms.					
(2): Parts are re-identified in accordance with Ref. PRATT AND WHITNEY AIRCRAFT (16359) VSB PW4G-100-A54-12.					

Interchangeable parts for task set A330-A-54-XX-3050-01000-93AA-A Modification of the Lower APF (LAPF)

DESCRIPTION	OLD PART No.	NEW PART No.	INT	SEE NOTES
FAIRING ASSY-PYLON	72A100-703	72A100-713	01	(1)
NOTE(S)				
For definitions of interchangeability codes in column INT. refer to ATA (CSDD Chapter 2).				
(1): The interchangeability possibilities are for new or modified parts introduced by the accomplishment of this Service Bulletin.				

3. ACCOMPLISHMENT INSTRUCTIONS

Task set A330-A-54-XX-3050-01000-93AA-A (A330-A-54-XX-3050-01ZZZ-93AZ-A)
Modification of the Lower APF (LAPF)

WARNING: MAKE SURE THAT YOU OBEY ALL THE WARNINGS AND ALL THE CAUTIONS INCLUDED IN THE REFERENCED PROCEDURES.

CAUTION: ALWAYS OBEY THE PRECAUTIONS THAT FOLLOW TO KEEP ELECTRICAL WIRING IN A SATISFACTORY CONDITION (ELECTRICALLY AND MECHANICALLY SERVICEABLE). WHEN YOU DO A MAINTENANCE WORK, REPAIRS OR MODIFICATIONS, ALWAYS KEEP ELECTRICAL WIRING, COMPONENTS AND THE WORK AREA AS CLEAN AS POSSIBLE. TO DO THIS:

- **PUT PROTECTION, SUCH AS PLASTIC SHEETING, CLOTHS, ETC., AS NECESSARY ON WIRING AND COMPONENTS.**
- **REGULARLY REMOVE ALL SHAVINGS, UNWANTED MATERIAL AND OTHER CONTAMINATION.**

THESE PRECAUTIONS WILL DECREASE THE RISK OF CONTAMINATION AND DAMAGE TO THE ELECTRICAL WIRING INSTALLATION.
IF THERE IS CONTAMINATION, REFER TO ESPM Ref. ESPM 20-55-00.

NOTE: The accomplishment instructions of this Service Bulletin include procedures given in other documents or in other sections of the Service Bulletin. When the words “refer to” are used and the operator has a procedure accepted by the local authority he belongs to, the accepted alternative procedure can be used. When the words “in accordance with” are used then the given procedure must be followed.

NOTE: The access and close-up instructions, not comprising return to service tests, in this Service Bulletin do not constitute or affect the technical intent of the Service Bulletin. Operators can therefore, as deemed necessary, omit or add access and/or close-up steps to add flexibility to their maintenance operations as long as the technical intent of the Service Bulletin is met within the set parameters.

NOTE: Manual titles given in the accomplishment instructions are referred to by acronyms. Refer to paragraph 1.J., References, for the definition of acronyms.

NOTE: This Service Bulletin contains the instructions for the on-aircraft maintenance necessary to ensure the continued airworthiness of the aircraft.
For any deviations to the instructions, contact AIRBUS for further instructions and approval.

A. TASK SET ASSOCIATED INFORMATION

Task Manpower

TOTAL MAN-HOURS	13.00 h
ELAPSED TIME (HOURS)	4.25 h

Additional man-hours related to Vendor SB; refer to:
PRATT AND WHITNEY AIRCRAFT (16359) VSB PW4G-100-A54-12

B. PREPARATION

(1) Task A330-A-54-XX-3050-01001-540A-A (A330-A-54-XX-3050-01ZZZ-540Z-A)
Job Set-up

Job Set-Up Information

Manpower/Resources/Skills

Man-hours	2.00 h
Minimum Number of person	2

Elapsed Time	1.00 h

Referenced Information

Manuals/Drawings	References/Sheets
AMM	Task 12-34-24-860-802 Task 54-56-11-000-803

Procedure

NOTE: For the basic Aircraft configuration, refer to AMM Chapter “Introduction - Aircraft status for maintenance" in Manual Front Matter section.

(a) Make sure that the aircraft is electrically grounded, refer to Ref. AMM Task 12-34-24-860-802.

(b) Do the Job Set-up procedure as specified in the removal of the lower fairing, refer to Ref. AMM Task 54-56-11-000-803.

C. PROCEDURE

(1) Task A330-A-54-XX-3050-01001-520A-A (A330-A-54-XX-3050-01ZZZ-520Z-A) Remove the Lower APF at LH Pylon

Job Set-Up Information

Working Area

Impacted Zone	Access / Work Location
454	

Manpower/Resources/Skills

Man-hours	2.00 h
Minimum Number of person	2
Elapsed Time	1.00 h
Skills	Airframe

Material necessary to do the job

Re-identified Part Set					
ITEM	**NEW PART No.**	**KEYWORD**	**ITEM**	**OLD PART No.**	**SEE NOTES**
1	72A100-713	FAIRING	(1)	72A100-703	(1)
NOTE(S)					
(1): Parts are re-identified in accordance with Ref. PRATT AND WHITNEY AIRCRAFT (16359) VSB PW4G-100-A54-12.					

Referenced Information

Manuals/Drawings	References/Sheets
AMM	06-20-00, Page Block 001 Task 54-56-11-000-803

Procedure

Ref. Fig.BA Removal of the LH LAPF

(a) Standard Practices:

1 For the identification of zones, refer to Ref. AMM 06-20-00, Page Block 001.

2 Tag all the parts you must remove and retain to make the subsequent installation easier.

(b) Remove the Lower APF from the LH pylon, refer to Ref. AMM Task 54-56-11-000-803:

1	FAIRING ASSY-PYLON	72A100-703	Item (1)	Retain

NOTE: Retained for modification.

CONF ALL

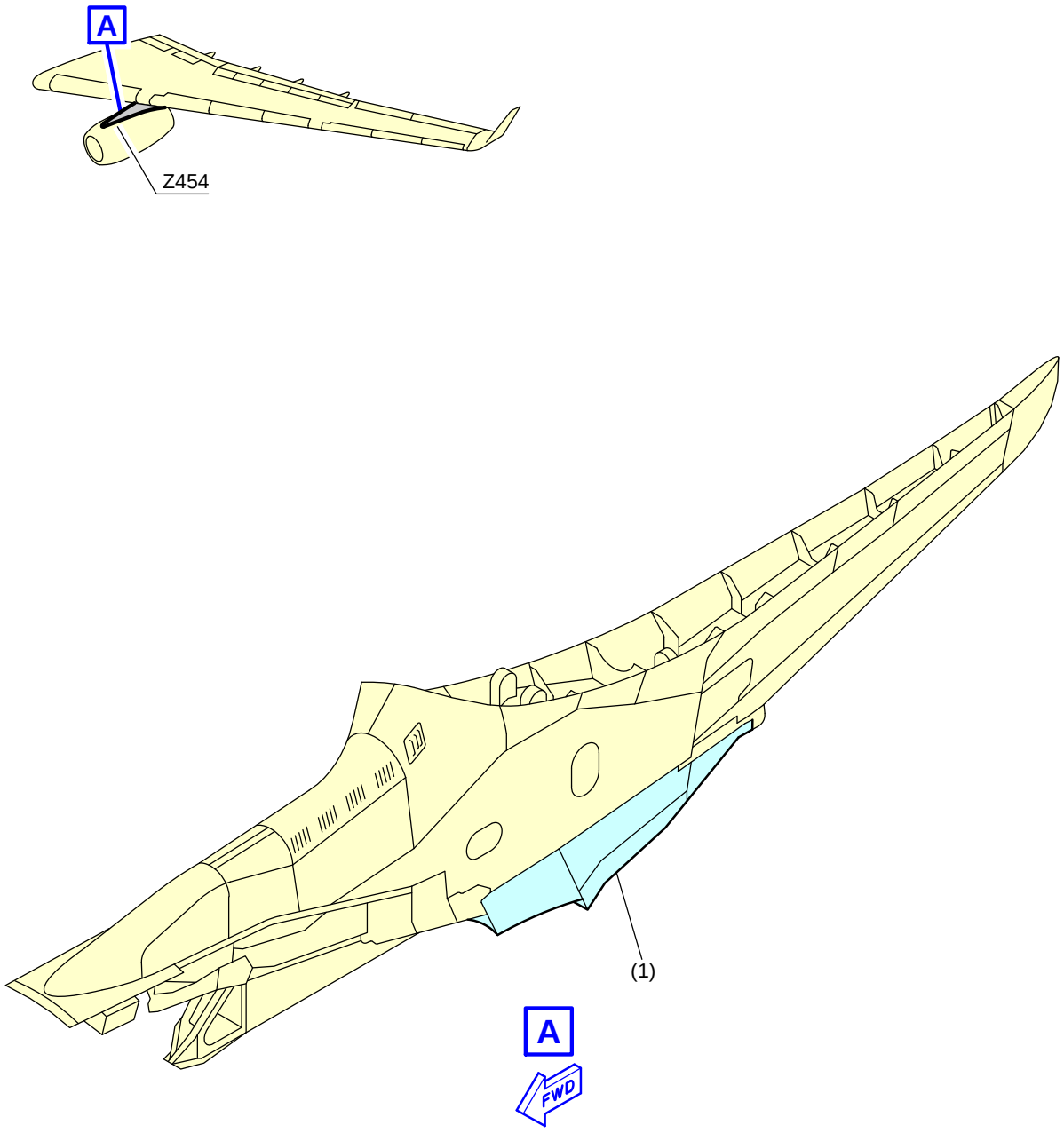

ICN-A330-A-54XX3050-A-FAPE3-019XP-A-001-01

Figure ICN-A330-A-54XX3050-A-FAPE3-019XP-A-001-01 Fig.BA Sol.AA SHEET 1/1

(2) Task A330-A-54-XX-3050-01001-920A-C (A330-A-54-XX-3050-01ZZZ-920Z-C) Modify the LH Lower APF in accordance with VSB

Job Set-Up Information

Material necessary to do the job

Re-identified Part Set					
ITEM	**NEW PART No.**	**KEYWORD**	**ITEM**	**OLD PART No.**	**SEE NOTES**
1	72A100-713	FAIRING	(1)	72A100-703	(1)
NOTE(S)					
(1): Parts are re-identified in accordance with Ref. PRATT AND WHITNEY AIRCRAFT (16359) VSB PW4G-100-A54-12.					

Referenced Information

Manuals/Drawings	References/Sheets
VSB	PRATT AND WHITNEY AIRCRAFT (16359) VSB PW4G-100-A54-12

Procedure

(a) Modify the LH Lower APF in accordance with Ref. PRATT AND WHITNEY AIRCRAFT (16359) VSB PW4G-100-A54-12.

(b) After the modification:

1 FAIRING ASSY-PYLON 72A100-703 Item (1)
becomes

1 FAIRING ASSY-PYLON 72A100-713 Item 1

(3) Task A330-A-54-XX-3050-01001-720A-A (A330-A-54-XX-3050-01ZZZ-720Z-A) Install the Lower APF at LH Pylon

Job Set-Up Information

Working Area

Impacted Zone	Access / Work Location
454	

Manpower/Resources/Skills

Man-hours	2.50 h
Minimum Number of person	2
Elapsed Time	1.25 h
Skills	Airframe

Material necessary to do the job

Re-identified Part Set					
ITEM	**NEW PART No.**	**KEYWORD**	**ITEM**	**OLD PART No.**	**SEE NOTES**
1	72A100-713	FAIRING	(1)	72A100-703	(1)
NOTE(S)					
(1): Parts are re-identified in accordance with Ref. PRATT AND WHITNEY AIRCRAFT (16359) VSB PW4G-100-A54-12.					

Referenced Information

Manuals/Drawings	References/Sheets
AMM	06-20-00, Page Block 001 Task 54-56-11-400-803

Procedure

Ref. Fig.BC Installation of the LH LAPF

(a) Standard Practices:

1 For the identification of zones, refer to Ref. AMM 06-20-00, Page Block 001.

(b) Install the Lower APF in the LH pylon, refer to Ref. AMM Task 54-56-11-400-803:

1	FAIRING ASSY-PYLON	72A100-713	Item 1

CONF ALL

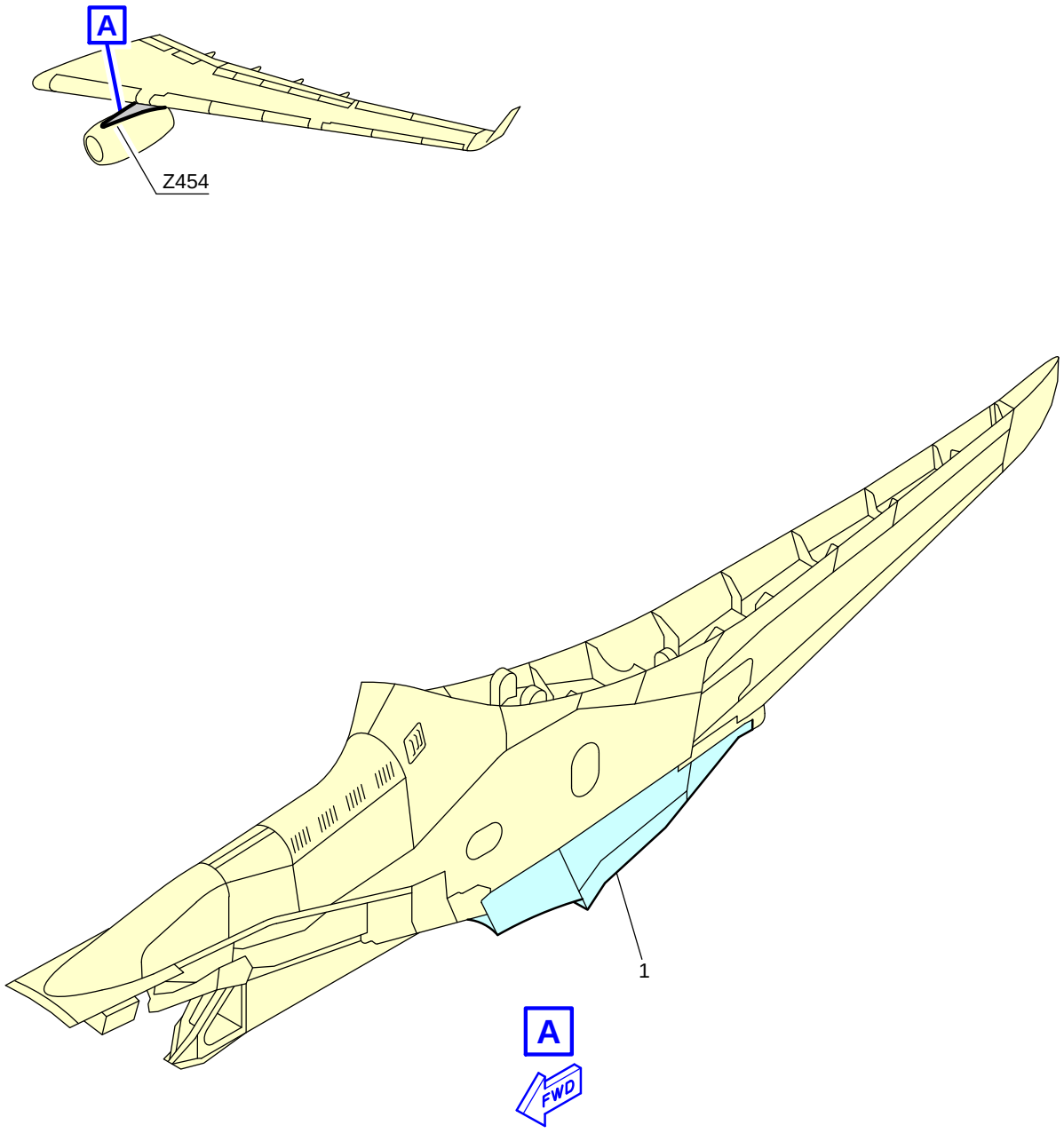

ICN-A330-A-54XX3050-A-FAPE3-019XS-A-001-01

Figure ICN-A330-A-54XX3050-A-FAPE3-019XS-A-001-01 Fig.BC Sol.AA SHEET 1/1

(4) Task A330-A-54-XX-3050-02001-520A-A (A330-A-54-XX-3050-02ZZZ-520Z-A) Remove the Lower APF at RH Pylon

Job Set-Up Information

Working Area

Impacted Zone	Access / Work Location
464	

Manpower/Resources/Skills

Man-hours	2.00 h
Minimum Number of person	2
Elapsed Time	1.00 h
Skills	Airframe

Material necessary to do the job

Re-identified Part Set					
ITEM	**NEW PART No.**	**KEYWORD**	**ITEM**	**OLD PART No.**	**SEE NOTES**
1	72A100-713	FAIRING	(1)	72A100-703	(1)
NOTE(S)					
(1): Parts are re-identified in accordance with Ref. PRATT AND WHITNEY AIRCRAFT (16359) VSB PW4G-100-A54-12.					

Referenced Information

Manuals/Drawings	References/Sheets
AMM	06-20-00, Page Block 001 Task 54-56-11-000-803

Procedure

Ref. Fig.BB Removal of the RH LAPF

(a) Standard Practices:

1 For the identification of zones, refer to Ref. AMM 06-20-00, Page Block 001.

2 Tag all the parts you must remove and retain to make the subsequent installation easier.

(b) Remove the Lower APF from the RH pylon, refer to Ref. AMM Task 54-56-11-000-803:

1 FAIRING ASSY-PYLON 72A100-703 Item (1) Retain

NOTE: Retained for modification.

CONF ALL

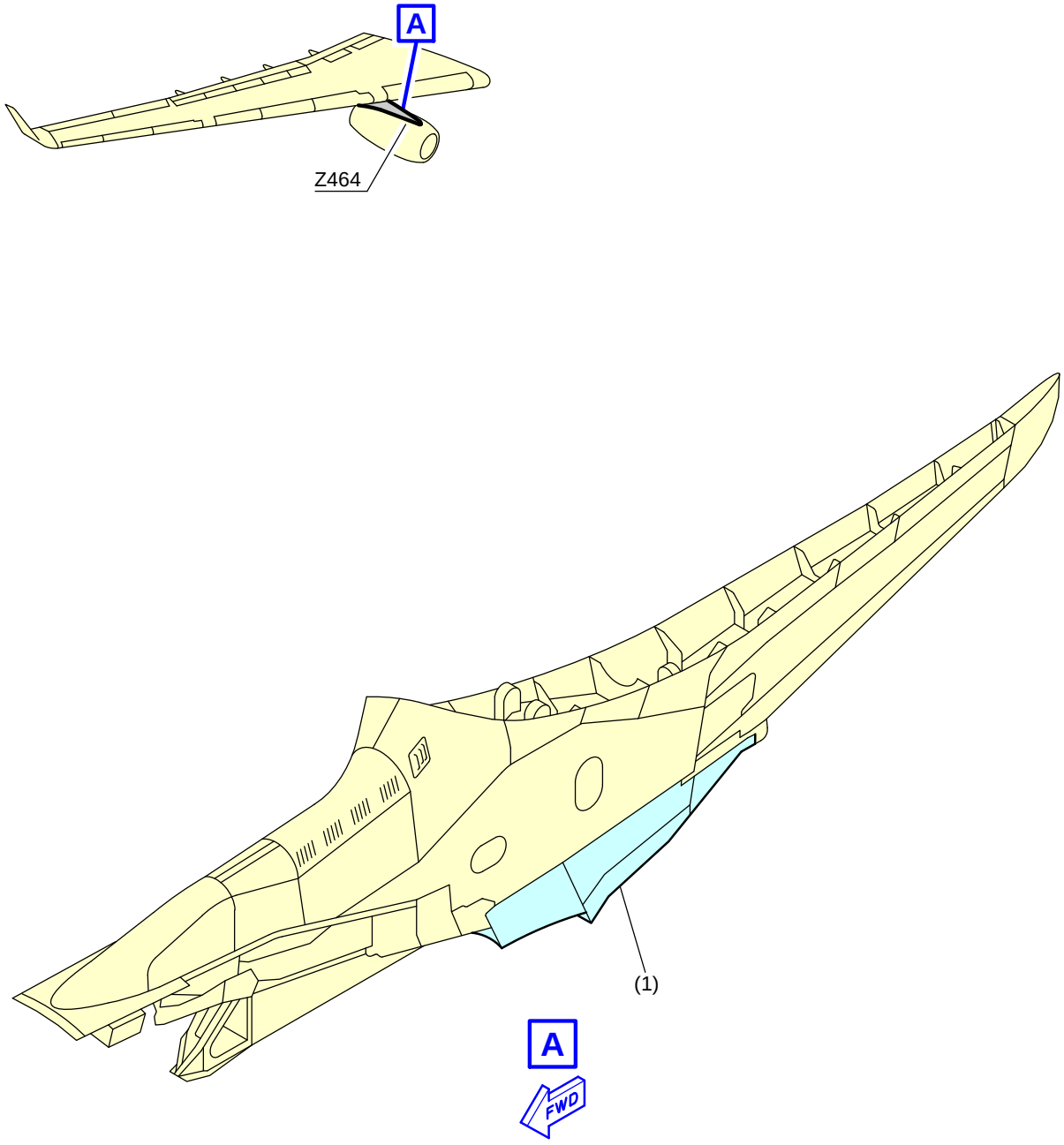

ICN-A330-A-54XX3050-A-FAPE3-019XR-A-001-01

Figure ICN-A330-A-54XX3050-A-FAPE3-019XR-A-001-01 Fig.BB Sol.AA SHEET 1/1

(5) Task A330-A-54-XX-3050-02001-920A-C (A330-A-54-XX-3050-02ZZZ-920Z-C) Modify the RH Lower APF in accordance with VSB

Job Set-Up Information

Material necessary to do the job

Re-identified Part Set					
ITEM	**NEW PART No.**	**KEYWORD**	**ITEM**	**OLD PART No.**	**SEE NOTES**
1	72A100-713	FAIRING	(1)	72A100-703	(1)
NOTE(S)					
(1): Parts are re-identified in accordance with Ref. PRATT AND WHITNEY AIRCRAFT (16359) VSB PW4G-100-A54-12.					

Referenced Information

Manuals/Drawings	References/Sheets
VSB	PRATT AND WHITNEY AIRCRAFT (16359) VSB PW4G-100-A54-12

Procedure

(a) Modify the RH Lower APF in accordance with Ref. PRATT AND WHITNEY AIRCRAFT (16359) VSB PW4G-100-A54-12.

(b) After the modification:

1 FAIRING ASSY-PYLON 72A100-703 Item (1)
becomes

1 FAIRING ASSY-PYLON 72A100-713 Item 1

(6) Task A330-A-54-XX-3050-02001-720A-A (A330-A-54-XX-3050-02ZZZ-720Z-A) Install the Lower APF at RH Pylon

Job Set-Up Information

Working Area

Impacted Zone	Access / Work Location
464	

Manpower/Resources/Skills

Man-hours	2.50 h
Minimum Number of person	2
Elapsed Time	1.25 h
Skills	Airframe

Material necessary to do the job

Re-identified Part Set					
ITEM	**NEW PART No.**	**KEYWORD**	**ITEM**	**OLD PART No.**	**SEE NOTES**
1	72A100-713	FAIRING	(1)	72A100-703	(1)
NOTE(S)					
(1): Parts are re-identified in accordance with Ref. PRATT AND WHITNEY AIRCRAFT (16359) VSB PW4G-100-A54-12.					

Referenced Information

Manuals/Drawings	References/Sheets
AMM	06-20-00, Page Block 001 Task 54-56-11-400-803

Procedure

Ref. Fig.BD Installation of the RH LAPF

(a) Standard Practices:

1 For the identification of zones, refer to Ref. AMM 06-20-00, Page Block 001.

(b) Install the Lower APF in the RH pylon, refer to Ref. AMM Task 54-56-11-400-803:

1	FAIRING ASSY-PYLON	72A100-713	Item 1

CONF ALL

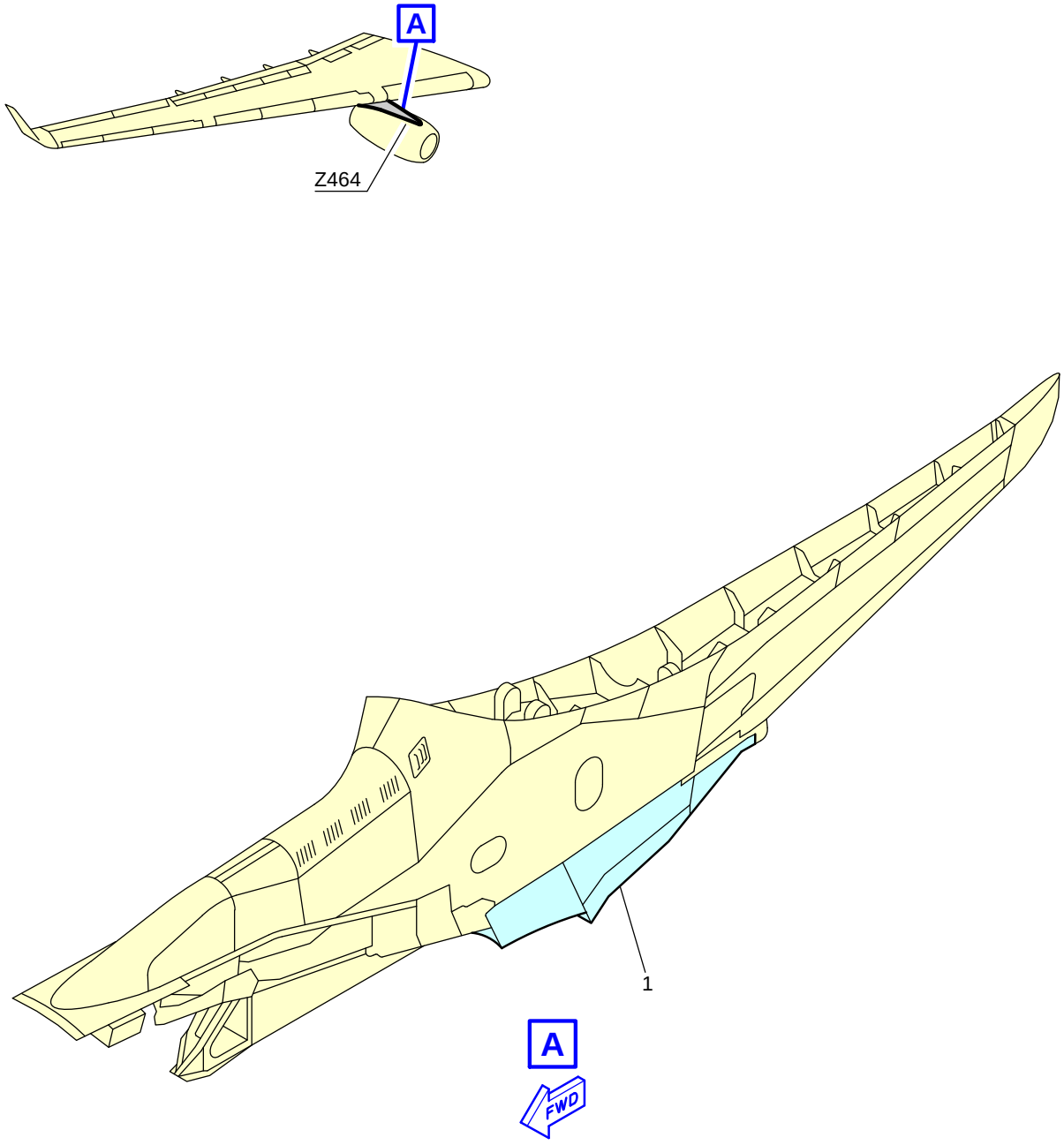

ICN-A330-A-54XX3050-A-FAPE3-019XQ-A-001-01

Figure ICN-A330-A-54XX3050-A-FAPE3-019XQ-A-001-01 Fig.BD Sol.AA SHEET 1/1

D. PREPARATION FOR TEST

None

E. TEST

None

F. CLOSE-UP

(1) Task A330-A-54-XX-3050-01001-740A-A (A330-A-54-XX-3050-01ZZZ-740Z-A) Close-up

Job Set-Up Information

Manpower/Resources/Skills

Man-hours	2.00 h
Minimum Number of person	1
Elapsed Time	2.00 h

Referenced Information

Manuals/Drawings	References/Sheets
AMM	Task 54-56-11-400-803

Procedure

(a) Make sure that the work areas are clean and clear of tools and other items of equipment.

(b) Do the close-up procedure as specified in the installation of the lower fairing, refer to Ref. AMM Task 54-56-11-400-803.

(c) Put the aircraft back to its initial configuration.

G. ADMINISTRATIVE

(1) Task A330-A-54-XX-3050-01001-90AA-A (A330-A-54-XX-3050-01ZZZ-90AZ-A) Administrative

Procedure

Confirm in the applicable aircraft records that you have completed all the work defined in this Service Bulletin task set as required.

APPENDIX

A. Manpower Gantt Chart

Manpower Gantt Chart

For an explanation of the man-hours and elapsed time, refer to the next page(s).

CONF ALL

ELAPSED TIME ASSUMPTION SERVICE BULLETIN No A330-54-3050 01 02

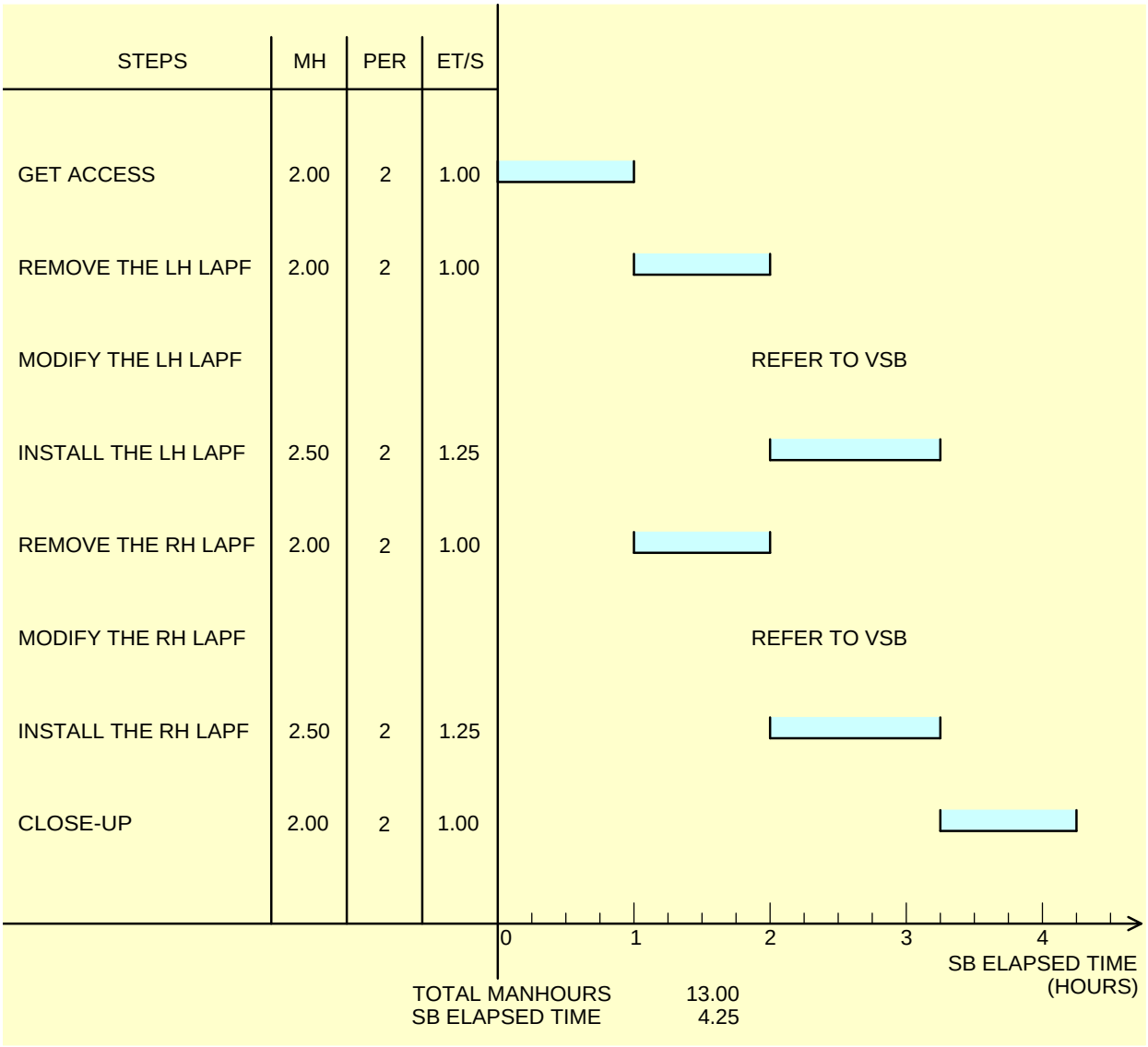

NOTE:

01 THIS CHART IS ONLY A PROPOSAL.
OPERATORS MAY DETERMINE THAT ANOTHER WAY
TO DO THE WORK IS MORE SUITABLE FOR THEM.

02 IF A VSB IS INVOLVED, THE ASSOCIATED MANHOURS
ARE NOT REFLECTED IN THIS GANTT CHART.

MH : MANHOURS
PER: NUMBER OF PERSONS
ET/S: ELAPSED TIME PER STEP

ICN-A330-A-54XX3050-A-FAPE3-019XT-A-001-01

Figure ICN-A330-A-54XX3050-A-FAPE3-019XT-A-001-01 Fig.AA Sol.AA SHEET 1/1

B. REPORTING SHEET

TITLE:	NACELLES/PYLONS - LOWER FAIRING - IMPROVE TITANIUM LAPF FIREWALL ON PW4000 ENGINES

MODIFICATION No.:	209295S35581

(1) SB Reporting status

This Service Bulletin will only be incorporated into affected customized Maintenance and Flight Operations Products if it is duly reported to Airbus.

(2) GENERAL information

The SB Reporting policy is published in ISI 00.00.00135. This document provides information regarding: the SB Reporting means and benefits, the update of customized Maintenance Products and customized Flight Operations Products.

If this Service Bulletin has an operational impact, refer to paragraph "Flight Operations Products" for further information on the update of affected Flight Operations Products.

(3) SB Reporting procedure

Standard practice to report SB is to use the online reporting application on AirbusWorld.

Refer to ISI 00.00.00179:

- For complete information on reporting means to Airbus, Question 2 "What are the standard practices for SB Reporting?"
- If this SB requires previous or simultaneous accomplishment of other SBs, Question 3 "What about the reporting of prerequisite Service Bulletins?"

NOTE: ISI 00.00.00179 covers all the frequently asked questions about SB Reporting. It is revised on a regular basis.

C. QUALITY PERCEPTION FORM

Use this form to tell us what is your perception of the quality of this Service Bulletin.

The reported data that you provide us will be used to analyse areas of difficulties and to take corrective action to further improve the quality of our Service Bulletin.

We thank you for the time you have taken in completing this form.

Quality rating of this SB	4	3	2	1
Quality rating of the Accomplishment Instructions	4	3	2	1
Quality rating of the Illustrations	4	3	2	1
Is this SB easy to understand ?	Y / N			

NOTE: Please rate on a scale of 1 to 4, with 4 being the highest score

If you have difficulties in the accomplishment of this SB please quote below the area(s) and give a short description of the issue.

	Planning		Material		Instructions
X	Applicability	X	Tooling	X	Preparation
X	Reason	X	List of Materials Operator Supplied	X	Mod/Inspection
X	Manpower	X	Kit content	X	Test
X	References	X	Re-identification	X	Close-up
X	Publication			X	Illustrations
X	Industry Support				

Comments :

Operator : Date :

Name/Title

Please return this form to :

AIRBUS
2, ROND POINT EMILE DEWOITINE
31700 BLAGNAC
FRANCE

Or via your Resident Customer Support Office.